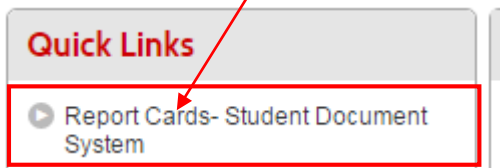
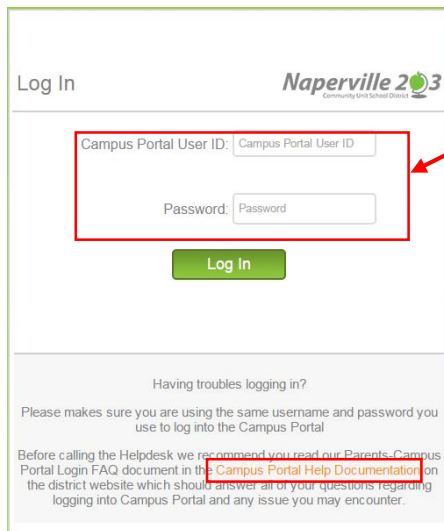


Viewing Report Card from Campus Portal

1. From your school's website, parents can select and log into the **Report Cards – Student Document System**:



2. Enter your Campus Portal user name and password:



Log In Naperville 203
Community Unit School District

Campus Portal User ID:

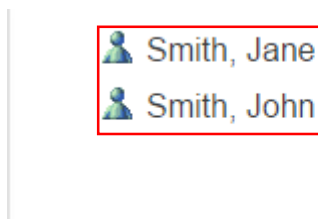
Password:

Having troubles logging in?
Please makes sure you are using the same username and password you use to log into the Campus Portal

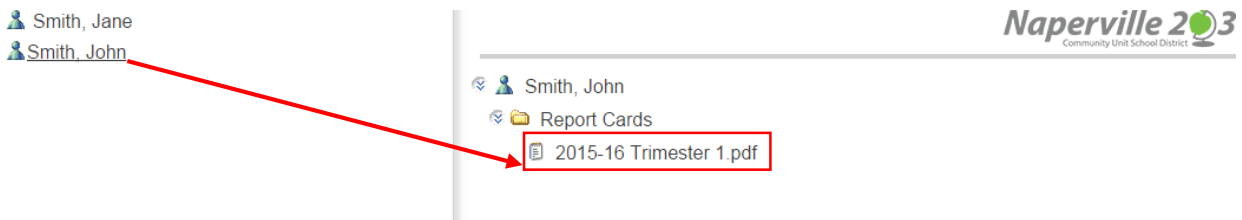
Before calling the Helpdesk we recommend you read our Parents_Campus Portal Login FAQ document in the Campus Portal Help Documentation on the district website which should answer all of your questions regarding logging into Campus Portal and any issue you may encounter.

Enter your Campus Portal username and password

3. Select the name of your child.



4. Click on the report card in the right panel to view your child's report card:



NOTE: Depending on your browser, you will either be prompted to open the file or save it to your directory prior to viewing.