



Postsecondary Resources

Spring 2025



Outcomes

- Families will know what postsecondary resources are available through Dist. 203
- Families will know how to best utilize SchoolLinks & *NCompass*
- Families will know who to reach out to if they have postsecondary questions



Postsecondary Resources



COLLEGE
CONFIDENTIAL





Postsecondary Resources



SchoolLink



Compass



SchoolLinks



SchooLinks

- SchooLinks is our digital college & career readiness platform, used for grades 6-12
- Students & Parents can access [SchooLinks here](#)
- Parents/Guardians: If you have not set-up your SchooLinks Parent account, check out [this guide](#).



SchoolLinks Resources

- **School Search Tool**: How to use the college/university search tool in SchoolLinks
- **Favorite Schools**: Add colleges/universities to your “favorites” list
- **College Visits**: How to access upcoming college visits in SchoolLinks
- **Scattergrams**: How to read & understand scattergram data within SchoolLinks
- **Planning Assessments**: Multiple assessments to help you better plan for your future
 - **Find Your Path**: Get suggested careers and college majors based on your personality.
 - **Would You Rather**: Choose your favorite activities to get career suggestions.
 - **Top Skills**: Discover your top skills and areas for improvement.
 - **Discover Your Campus Lifestyle**: What kind of lifestyle do you want to lead on your college campus?
- **Student Profile**: Use this section to keep track of your high school experiences, achievements, & more! This will help a LOT when completing college applications!
- **Finances**: This section will be more relevant during Senior year. But this is a great time to check out what financing & scholarship opportunities are out there, so you can plan accordingly for Senior year!
- **Experience Tracking**: This allows you to track your volunteer hours, which may be needed when completing college applications.



SchoolLinks Walkthrough

HOME Dashboard Student Demo Mode Exit Demo X Switch user Ruth Eyer

HOME SCHOOL ACTIVITIES COLLEGES CAREERS FINANCES PROGRAMS

Here's what's happening

Check out this Opportunity!
Entrepreneurship - Pathways to Your Career at McHenry County College
Bull Valley, IL
McHenry County College

Check out this Opportunity!
Learn to Earn - Start Your Career In 4 Months
Addison, IL | 10-25 mi.
Symbol Training Institute-Advanced Manufacturing

What does a typical work day at

To Do List 4 Events 0 Reminders 0 Surveys & forms 0

3 Completed To Dos

2 Overdue!

January 2024

26th | Submit Course Plan | Not Done

February 2024

15th | Explore Colleges | Not Done

2 Due within the Next Four Weeks!

March 2024

1st | Set/update Goal Career | Not Done



SchoolLinks Walkthrough

The screenshot shows the SchoolLinks dashboard in 'Student Demo Mode'. The top navigation bar includes 'HOME Dashboard', 'Student Demo Mode', 'Exit Demo X', 'Switch user', and a user profile for 'Ruth Eyer'. A left sidebar contains icons for HOME, SCHOOL, ACTIVITIES, COLLEGES, CAREERS, FINANCES, and PROGRAMS. A central menu lists: Events, Scores and Performance, Course Catalog, Course Planner, Personalized Plan, Record Requests, Experience Tracking, College and Career Ready, and Illinois Distinguished Scholar Career. Two callout boxes are present: an orange one pointing to 'Course Catalog' with the text 'This is where students can find course descriptions & prerequisites.', and another orange one pointing to 'Experience Tracking' with the text 'This is where students can track their volunteer & work hours.' The main content area features a 'Here's what's happening' section, a red '2 Overdue!' notification for 'January 2024' with tasks like '26th | Submit Course Plan' and 'Not Done', and a blue '2 Due within the Next Four Weeks!' notification for 'March 2024' with a task '1st | Set/update Goal Career'.



SchoolLinks Walkthrough

HOME Dashboard Student Demo Mode Exit Demo X Switch user Ruth Eyer

HOME SCHOOL ACTIVITIES COLLEGES CAREERS FINANCES PROGRAMS

Here's what's happening

To Do List 4 Events 0 Reminders 0 Surveys & forms 0

3 Completed To Dos

2 Overdue!

January 2024

2 Due within the Next Four Weeks!

March 2024

My Goals
Assessments
Learning Hub
Game of Life

Opportunity!
Partnership - Pathways to
at McHenry County

McHenry County College

Check out this Opportunity!
Learn to Earn - Start Your Career
In 4 Months
Addison, IL | 10-25 mi.

Symbol Training Institute-Advanced
Manufacturing

What does a typical work day at

1st | Set/update Goal Career

Not Done

Not Done

Not Done

This is where students can complete career interest inventories.



SchoolLinks Walkthrough

The screenshot shows the SchoolLinks dashboard interface. At the top, there is a green navigation bar with the SchoolLinks logo, a 'HOME Dashboard' button, 'Student Demo Mode' text, and buttons for 'Exit Demo X', 'Switch user', and a user profile for 'Ruth Eyer'. On the left, a vertical green sidebar contains icons for HOME, SCHOOL, ACTIVITIES, COLLEGES, CAREERS, FINANCES, and PROGRAMS. The main content area features a 'Here's what's happening' section with a 'Check out this Opportunity!' card for 'Entrepreneurship Pathways to Henry County'. A 'School Search' dropdown menu is open, listing options like 'Favorites and Lists', 'SAT/ACT Study Prep', 'Final List', 'Admission Stats', 'College Applications', and 'Enrollment Decision'. Two orange callout boxes with arrows point to 'School Search' and 'Favorites and Lists'. The 'School Search' callout says: 'This is where students can search for colleges & universities.' The 'Favorites and Lists' callout says: 'This is where students can quickly find schools they've favorited from the school search.' Below the dropdown, there are cards for 'January 2024' and 'March 2024' with task lists and 'Not Done' status indicators. A blue banner at the bottom indicates '2 Due within the Next Four Weeks!'.

HOME Dashboard Student Demo Mode Exit Demo X Switch user Ruth Eyer

HOME SCHOOL ACTIVITIES COLLEGES CAREERS FINANCES PROGRAMS

Here's what's happening

Check out this Opportunity!
Entrepreneurship Pathways to Henry County

School Search
Favorites and Lists
SAT/ACT Study Prep
Final List
Admission Stats
College Applications
Enrollment Decision

January 2024

Not Done

2 Due within the Next Four Weeks!

March 2024

1st Set/update Goal Career Not Done

Symbol Training Institute-Advanced Manufacturing

What does a typical work day at



SchoolLinks Walkthrough

The screenshot shows the SchoolLinks dashboard in "Student Demo Mode". The top navigation bar includes "HOME Dashboard", "Student Demo Mode", "Exit Demo X", "Switch user", and a user profile for "Ruth Eyer". A left sidebar contains icons for HOME, SCHOOL, ACTIVITIES, COLLEGES, CAREERS, FINANCES, and PROGRAMS. The main content area features a "Career Center" dropdown menu with options: "Career Center", "District Pathways", "Opportunities", "Employer Showcase", and "My Profile/Resume". Three orange callout boxes provide the following information:

- Top Callout:** "This is where students can search for more information on careers." (Points to the "Opportunities" menu item.)
- Middle Callout:** "This is where students can learn more about our career pathways & diploma endorsements." (Points to the "District Pathways" menu item.)
- Bottom Callout:** "This is where students can search for local part-time jobs, summer college programs, and internships." (Points to the "Employer Showcase" menu item.)

The dashboard also displays a notification for "Entrepreneurship - Pathways to Your Career at McHenry County College" with "2 Overdue!" items, and a "March 2024" goal section with a task "Set/update Goal Career".



SchoolLinks Walkthrough

HOME Dashboard Student Demo Mode Exit Demo X Switch user Ruth Eyer

HOME SCHOOL ACTIVITIES COLLEGES CAREERS FINANCES PROGRAMS

Here's what's happening

Check out this Opportunity!
Entrepreneurship - Pathways to Your Career at McHenry County College
Bull Valley, IL

Scholarship Matching
College Financing

Check out this Opportunity!
Learn to Earn - Start Your Career In 4 Months
Addison, IL | 10-25 mi.

Symbol Training Institute-Advanced Manufacturing

What does a typical work day at

To Do List 4 Events 0 Reminders 0 Surveys & forms 0

3 Completed To Dos

2 Overdue!

January 2024

26th | Submit Course Plan | Not Done

February 2024

15th | Explore Colleges | Not Done

2 Due within the Next Four Weeks!

March 2024

1st | Set/update Goal Career | Not Done



NCcompass



NCompass

- Collaborative digital postsecondary planning guide, created by NNHS & NCHS College & Career Counselors
- Best of the best of both internal & external resources
- Provides resources & information for all postsecondary options: four-year college, community college, the trades, the military, and gap year programs



NCompass Walkthrough

The screenshot shows the top navigation bar of the NCompass website. The navigation items are: Home, Getting Started, Postsecondary Options (with a dropdown arrow), Career Exploration (with a dropdown arrow), College Process (with a dropdown arrow), and More (with a dropdown arrow). A search icon is located on the far right. Below the navigation bar, the text reads: ***NCompass***
This interactive postsecondary planning guide was created collaboratively between Naperville Central & Naperville North, to help guide students & their families in planning for life after high school.



Use the navigation buttons below to access our resources.

Getting Started

A green button with a grey play icon at the bottom right.

Postsecondary Options

A green button with a grey icon of three sliders at the bottom right.

Career Exploration

A green button with a grey magnifying glass icon at the bottom right.

College Process

A green button with a grey information icon (i) at the bottom left.

Paying for

A green button with a grey pencil icon at the bottom right.

Resources

A green button with a grey pencil icon at the bottom right.



NCompass Walkthrough

NCompass

[Home](#)

[Getting Started](#)

[Postsecondary Options](#) ▾

[Career Exploration](#) ▾

[College Process](#) ▾

[More](#) ▾



[NNHS College & Career Center](#) ▾

[NNHS College & Career Center](#) ▾

[Student Checklists](#) ▲

Now is the time to ask questions about your future, visit colleges, and complete interest inventories. Each year you will have a discussion with your school counselor about your grades and course selection. And feel free to reach out to the College & Career Center staff throughout your time in high school.

The following checklists are just suggested timelines – each student is unique in their postsecondary search process, so not completing all steps by the times suggested in the checklists below **does not** mean that a student is behind. Please use these resources as a guide, to help think about steps that might otherwise get overlooked.

- [Freshman Year Checklist](#)
- [Sophomore Year Checklist](#)
- [Junior Year Checklist](#)
- [Senior Year Checklist](#)





NCompass Walkthrough

NCompass Home Getting Started Postsecondary Options **▼** Career Exploration **▼** College Process **▼** More **▼**

- Community / Junior Coll...
- Apprenticeships / Trades
- Military
- Gap Year Programs

This interactive postsecondary planning guide was created by the Central & Naperville North, to help guide students & their families.

Use the navigation buttons below to access our resources.

Getting Started

Postsecondary Options

Career Exploration

Paying for

<https://sites.google.com/naperville203.org/ncompass/postsecondary-options>

Resources

Resources



NCompass Walkthrough

The screenshot shows the top navigation bar of the NCompass website. The navigation bar is green and contains the following items: **NCompass** (logo), [Home](#), [Getting Started](#), [Postsecondary Options](#) (with a dropdown arrow), [Career Exploration](#) (with a dropdown arrow), [College Process](#) (with a dropdown arrow), and [More](#) (with a dropdown arrow). A search icon is located on the far right. Below the navigation bar, the main content area is grey and features the **NCompass** logo and a paragraph of text: "This interactive postsecondary planning guide was created collaboratively between Naperville and... families in planning for life after high school." A dropdown menu is open under "Career Exploration", listing: "Career Interest Inventori...", "Resume Writing", "Interviewing Tips", "Soft Skills / Life Skills", and "Job / Volunteer Board".

Use the navigation buttons below to access our resources.

Getting Started

A green rectangular button with a grey play button icon in the bottom right corner.

Postsecondary Options

A green rectangular button with a grey icon of three sliders in the bottom right corner.

Career Exploration

A green rectangular button with a grey magnifying glass icon in the bottom right corner.

Paying for

A green rectangular button with a grey information icon (i) in the bottom left corner. Below the button is a URL: <https://sites.google.com/naperville203.org/ncompass/career-exploration>

Paying for


A green rectangular button with a grey pencil icon in the bottom right corner.

Resources

A green rectangular button with a grey pencil icon in the bottom right corner.



NCompass Walkthrough


NCompass Home Getting Started Postsecondary Options ▾ Career Exploration ▾ College Process ▾ More ▾ 


NCompass


This interactive postsecondary planning guide was created collaboratively between Naperville Central & Naperville families in planning for life after high school.


Use the navigation buttons below to access our resources.


- SchoolLinks
- Finding Your Fit
- The College Application
- College Tips
- Standardized Testing
- Unique Considerations
- FAQs

Getting Started 

Postsecondary Options 

Career Exploration 

Paying for 

Resources 

<https://sites.google.com/naperville203.org/ncompass/college-process>



NCompass Walkthrough

The screenshot shows the NCompass website with a green navigation bar. The main content area has a grey background with the title 'NCompass' and a paragraph: 'This interactive postsecondary planning guide was created collaboratively between Naperville Central & Naperville North, to families in planning for life after high school.' Below this is a text prompt: 'Use the navigation buttons below to access our resources.' At the bottom, there are six large buttons for navigation: 'Getting Started' (with a play icon), 'Postsecondary Options' (with a sliders icon), 'Career Exploration' (with a magnifying glass icon), 'College Process' (with an information icon), 'Paying for' (partially visible), and 'Resources' (with an edit icon). A dropdown menu is open under 'More' in the navigation bar, listing: 'Paying for College', 'Financial Aid Clarifica...', 'Financial Aid Links & ...', 'Scholarship Informati...', 'Federal Student Loans', and 'Financial Aid FAQs'.

NCompass Home Getting Started Postsecondary Options ▾ Career Exploration ▾ College Process ▾ More ▾ 🔍

NCompass

This interactive postsecondary planning guide was created collaboratively between Naperville Central & Naperville North, to families in planning for life after high school.


Use the navigation buttons below to access our resources.

- Getting Started
- Postsecondary Options
- Career Exploration
- College Process
- Paying for
- Resources

- Paying for College
- Financial Aid Clarifica...
- Financial Aid Links & ...
- Scholarship Informati...
- Federal Student Loans
- Financial Aid FAQs



NCompass Walkthrough

NCompass Home Getting Started Postsecondary Options ▾ Career Exploration ▾ College Process ▾ More ▾ 

NCompass

This interactive postsecondary planning guide was created collaboratively between Naperville Central & Naperville North, to help students and families in planning for life after high school.


- Resources
- Terminology
- Wedges to Avoid
- Book Recommendations

Use the navigation buttons below to access our resources.


Getting Started




Postsecondary Options



Career Exploration



 <https://sites.google.com/naperville203.org/ncompass/resources>

Paying for

Resources





Postsecondary Questions?

Reach out to your student's School Counselor,
or the College & Career Counselor, Mr. La Porte



Additional Resources

NCcompass

- [**NCompass**](#)
Dist. 203 Postsecondary Planning Guide
- [**In-School College Visits**](#)
Instructions on how students can attend in-school college visits
(Returning to NNHS in Fall 2025)
- [**On-Campus College Visit Tips**](#)
Tips for students planning to visit college campuses
- [**Postsecondary Planning Night Presentations**](#)
Slides & handouts from tonight's presentations will be available tomorrow
(Feb. 27) at <https://www.naperville203.org/PSPNight>



Upcoming Opportunities

- **March 12: [Illinois Regional College Fair @ North Central College](#)**
A local college fair, featuring more than 200 colleges & universities from across the country.
- **April 5: [Illinois National College Fair @ Moraine Valley Community College](#)**
Another college fair opportunity, bringing in additional colleges & universities from across the country.
- **April 21: [Service Academy Day \(Peoria, IL\)](#)**
Learn more about the process for applying to the US Service Academies.



Next Sessions

Postsecondary Planning Night Schedule

Room	Session 1 (6:00 - 6:35pm)	Session 2 (6:40 - 7:15pm)	Session 3 (7:20 - 7:55pm)
Large Cafe	Junior Timeline	Sophomore Timeline	College-Bound Student Athletes
Small Cafe	Postsecondary Resources		Postsecondary Resources
Learning Commons		What's Next?	What's Next?
Rm. 184		Soph./Junior Overview in Español	

Before you leave for the evening, please complete our program's exit survey:



<https://www.naperville203.org/PSPNExit>

Junior Timeline: A general overview of Junior Year, including a timeline, student responsibilities, and how parents can support their Junior.

Sophomore Timeline: A general overview of Sophomore Year, including a timeline, student responsibilities, and how parents can support their Sophomore.

Postsecondary Resources: An overview of resources available to Dist. 203 students, and tips for planning for life after high school.

What's Next?: A discussion on the debate between a "best" college/university, and helping your student find their best fit.

College-Bound Student Athletes: An overview of the NCAA/NAIA eligibility process, and steps that students can take now to be prepared for recruitment.

Sophomore/Junior Spanish Overview: An overview of Sophomore & Junior year in Spanish, provided by our Spanish-speaking counselors.