
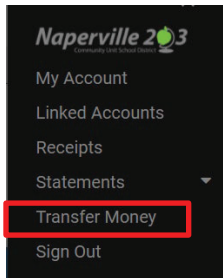


Naperville 203 Transfer Credit for Fee Payments

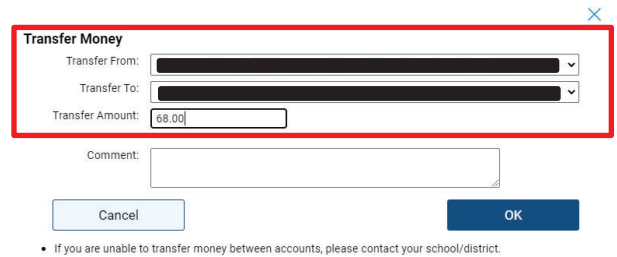
Parents can now transfer credits on their accounts to outstanding fees by logging into their Student Quick Pay account by visiting <https://www.studentquickpay.com/naperville203/>. Once you have logged into your account, credits for each student will appear as an “Overpayment”:

Overpayment	-	\$68.00	-	(\$68.00)	
Total:	\$0.00	\$68.00	\$0.00	(\$68.00)	(\$68.00)

To transfer overpayments to outstanding fees, select your Menu option ( Menu) and select **Transfer Money**:



- Select the Credit amount from **Transfer From:**
- Select the account you wish to apply the credit in **Transfer To:**
- Enter the **Transfer Amount** you want applied
- Select **ok**



Transfer Money

Transfer From:

Transfer To:

Transfer Amount:

Comment:

• If you are unable to transfer money between accounts, please contact your school/district.

The credit will be applied to your student’s account.

General					
General	\$80.00	\$68.00	-	\$12.00	<input checked="" type="checkbox"/>
Total:	\$80.00	\$68.00	\$0.00	\$12.00	\$12.00

- For inquiries about account setup and using the system, please email Parent Support at parentsupport@naperville203.org
- For general information about fees, please contact your child’s school directly.