


How to log into **Canvas** for **Students** Using an **iPad**

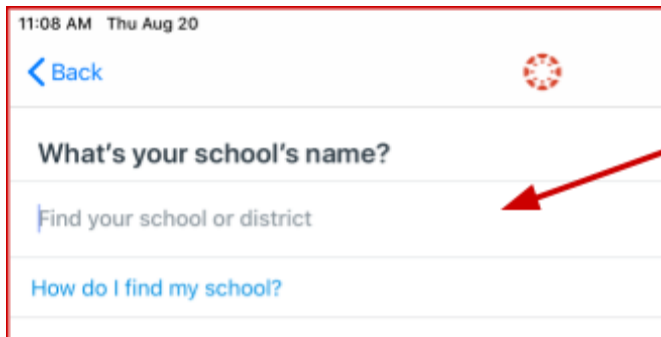


Click the Canvas app from your iPad screen

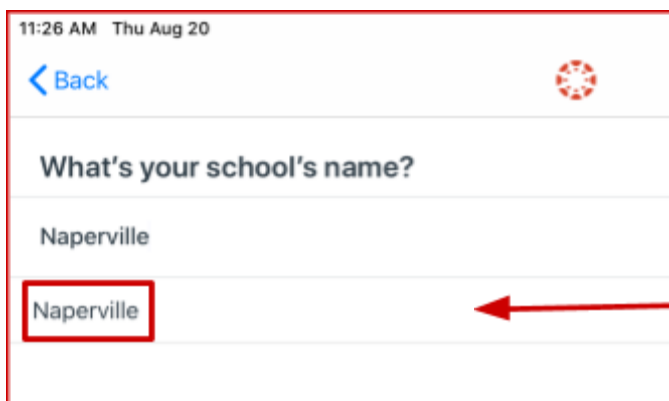


Click on Find My School

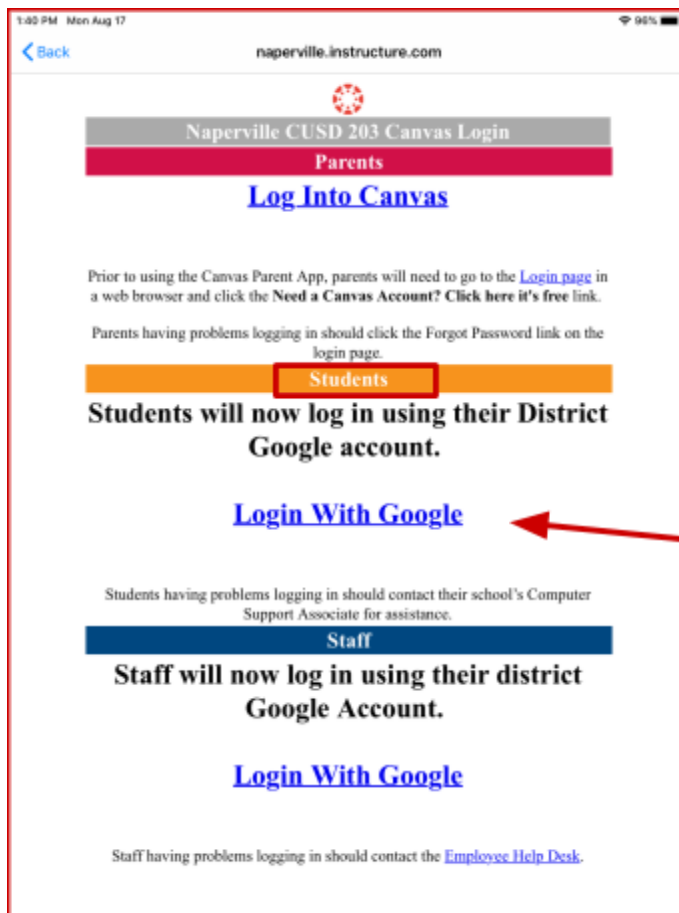
Canvas for Students Using an iPad



Next, enter **Naperville** under *Find your school or district*



Once it is found, click the name



From the Canvas Login page, under *Students*, click **Login with Google**

Canvas for Students Using an iPad

Enter your *student* Google Username and Password

Sign in with Google

Sign in
to continue to Canvas

Email or phone

[Forgot email?](#)

To continue, Google will share your name, email address, language preference, and profile picture with Canvas.

[Create account](#) [Next](#)

Sign in with Google

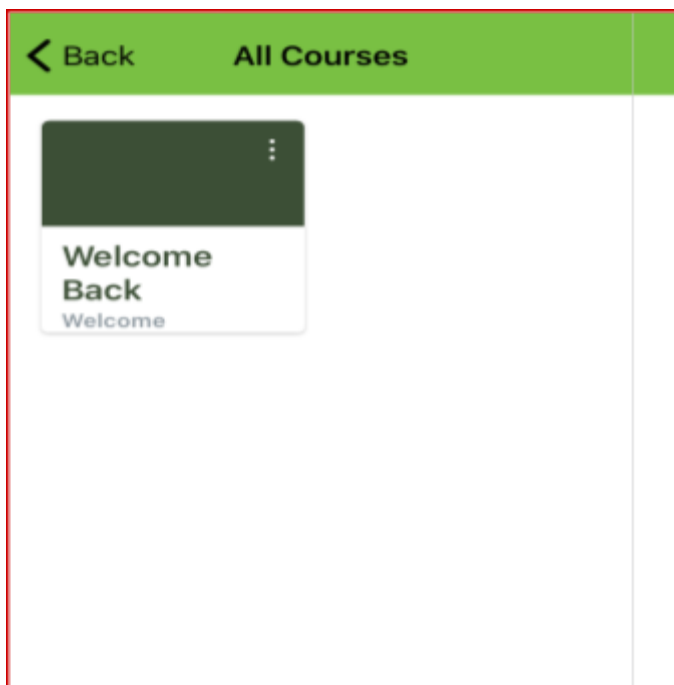
Hi test

tellsstudent1@stu.naperville203.org

Enter your password

To continue, Google will share your name, email address, language preference, and profile picture with Canvas.

[Forgot password?](#) [Next](#)



You are now in your Canvas Dashboard. Once the teacher assigns the course, you will see it listed here. Enjoy your course!