



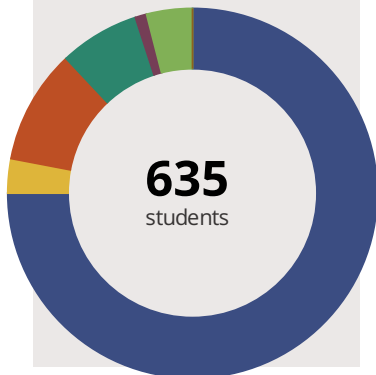
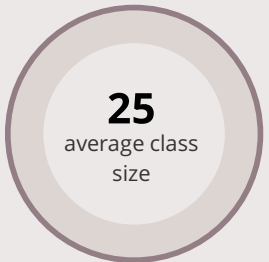
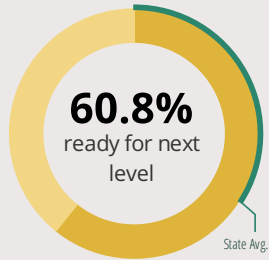
# WASHINGTON JR HIGH SCHOOL

201 N WASHINGTON ST NAPERVILLE, IL 60540 4513 (630) 420-6390

Grades: 5-8  
District: NAPERVILLE CUSD 203

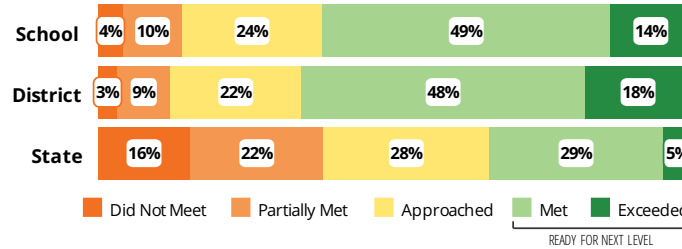
Principal: Mr.Jon Vogel  
Superintendent: Mr.Daniel Bridges

## FAST FACTS



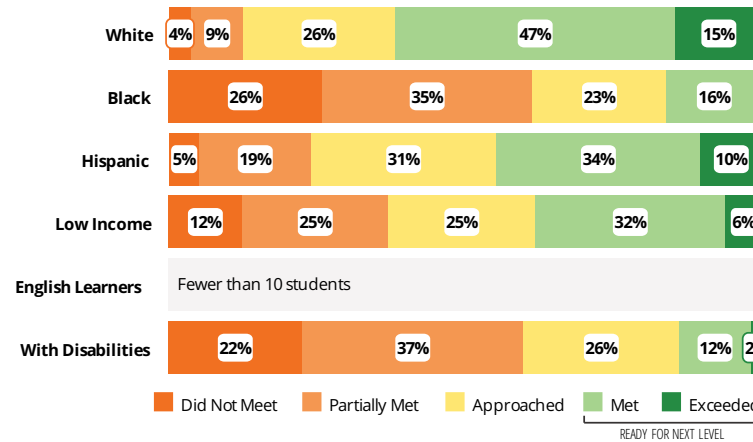
## Academic Success

All Illinois students in grades 3-8 take the PARCC assessment each year. High school students take the SAT in Math and English Language Arts.



## Success by Student Group

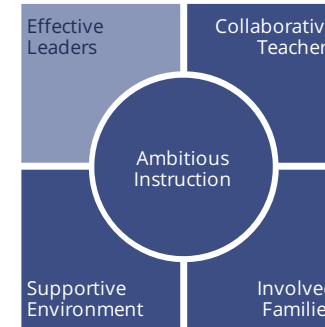
This display shows PARCC performance levels for each student group. No data is shown for groups with fewer than 10 students.



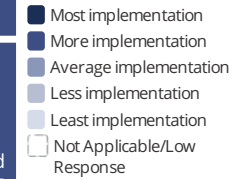
## Student Characteristics

White	75%	Low Income	17%
Black	3%	English Learners	1%
Hispanic	10%	With Disabilities	11%
Asian	7%	Homeless	1%
American Indian	1%		
Two or More Races	4%		
Pacific Islander	0%		

## School Environment



The **5Essentials Survey** allows students in grades 6-12 and all teachers to share their perspectives on essential conditions for learning. The anonymous survey consists of 5 components.



Response Rates	
Students	100%
Teachers	72%

### Average Effective Leaders

Do principals and teachers implement a shared vision for success?

### More Collaborative Teachers

Do teachers collaborate to promote professional growth?

### More Ambitious Instruction

Are the classes challenging and engaging?

### More Supportive Environment

Is the school safe, demanding, and supportive?

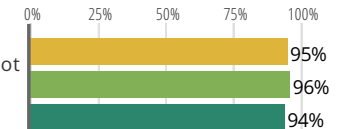
### More Involved Families

Does the entire staff build strong external relationships?

## Student Attendance and Mobility

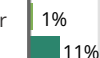
### Attendance Rate

Rate at which students are present at school, not including excused or unexcused absences



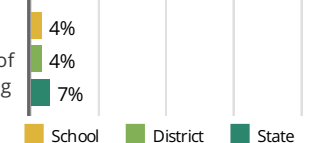
### Chronic Truancy Rate

Percentage of students who have been absent without valid reasons for 5% or more of regular school days



### Student Mobility

Percentage of students who transfer in or out of the school during the school year, not including graduates





# WASHINGTON JR HIGH SCHOOL

## School Highlights

### Academic Courses

8th Grade Algebra, Band, Bilingual Programs/Courses, Bilingual Support, Character Counts, Choir, Gifted and Talented Programs, Orchestra, Spanish I, Summer School

### Career Development Courses and Programs

### Athletics

Boy's Basketball, Boy's Cross Country, Boy's Football, Boy's Track & Field, Boy's Wrestling, Girl's Basketball, Girl's Cross Country, Girl's Track & Field, Girl's Volleyball, Intramural Sports

### Physical Education, Health and Wellness

Health Education Courses

### Other Programs and Activities

Art Club, Career Education Events, Chess Club, Drama/Theatre, Forensics/Speech Teams, Homework Club, Literary Magazine, Math Club, Music Club, Newspaper, Parent Associations, Reading Clubs, Tutoring Program, Yearbook Club

### School Personnel Resources

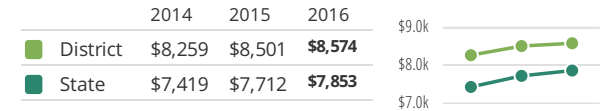
Librarian/Media Specialist, Paraprofessional, Reading Specialist, School Guidance Counselor, School Psychologist, School Social Worker, Special Education Teacher, Speech Language Pathologist-non teaching

### School Awards

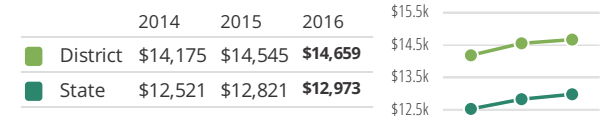
### Facilities

## District Finance

**Instructional Spending per Pupil** includes only the activities directly dealing with the teaching of students or the interaction between teachers and students.



**Operational Spending per Pupil** includes all costs for overall operations in this school's district, including Instructional Spending, but excluding summer school, adult education, capital expenditures, and long-term debt payments.



## Educator Measures

This school has had **3 principal(s)** over the past 6 years. In the last three years, an average of **85% of teachers** return to this school each year.

## FOR MORE INFORMATION

Visit [IllinoisReportCard.com](http://IllinoisReportCard.com) to see additional details about each item of information for this school. There you will find charts spanning multiple years, detailed explanations, resources, more of the school's programs and activities, and powerful tools that let you dig deeper into data.

Most of this data has been collected by ISBE from school districts through data systems. Some information, such as the School Highlights, is entered directly by principals and can be updated throughout the year.