



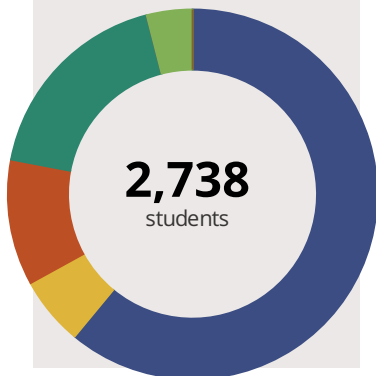
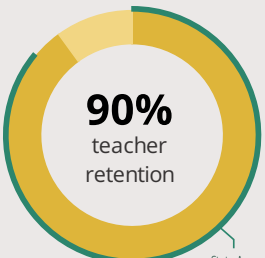
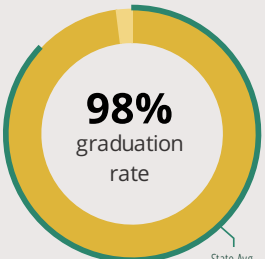
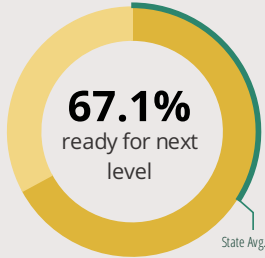
NAPERVILLE NORTH HIGH SCHOOL

899 N MILL ST NAPERVILLE, IL 60563 2909 (630) 420-6484

Grades: 9-12
District: NAPERVILLE CUSD 203

Principal: Ms. Stephanie Posey
Superintendent: Mr. Daniel Bridges

FAST FACTS



Academic Success

All Illinois students in grades 3-8 take the PARCC assessment each year. High school students take the SAT in Math and English Language Arts.

Coming Soon!

Success by Student Group

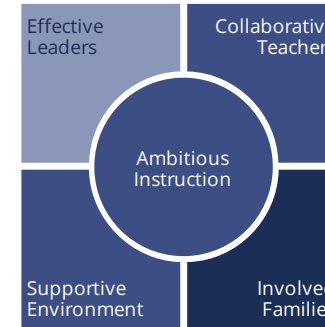
This display shows SAT performance levels for each student group. No data is shown for groups with fewer than 10 students.

Coming Soon!

Student Characteristics

White	61%	Low Income	17%
Black	6%	English Learners	3%
Hispanic	11%	With Disabilities	9%
Asian	18%	Homeless	1%
American Indian	0%		
Two or More Races	4%		
Pacific Islander	0%		

School Environment



The **5Essentials Survey** allows students in grades 6-12 and all teachers to share their perspectives on essential conditions for learning. The anonymous survey consists of 5 components.

- Most implementation
- More implementation
- Average implementation
- Less implementation
- Least implementation
- Not Applicable/Low Response

Response Rates

Students	80%
Teachers	62%

Average Effective Leaders

Do principals and teachers implement a shared vision for success?

More Collaborative Teachers

Do teachers collaborate to promote professional growth?

More Ambitious Instruction

Are the classes challenging and engaging?

More Supportive Environment

Is the school safe, demanding, and supportive?

Most Involved Families

Does the entire staff build strong external relationships?

College Readiness

Ready for College Coursework

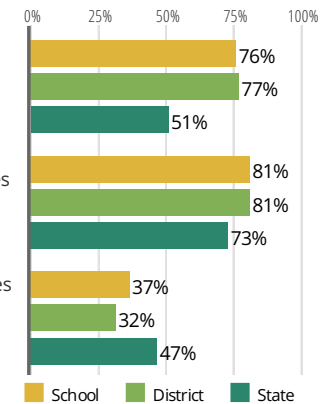
Students who meet or exceed ACT college readiness benchmarks

Postsecondary Enrollment

Students who enroll at colleges and universities

Postsecondary Remediation (lower is better)

Students enrolled in Illinois community colleges who require remedial coursework





NAPERVILLE NORTH HIGH SCHOOL

School Highlights

Academic Courses

Naperville North has a comprehensive core curriculum which is complemented by 5 world languages and various electives to prepare students for college and careers. NNHS offers 26 AP and 17 Dual Credit courses which provide college-level experiences. www.naperville203.org/domain/1217

Physical Education, Health and Wellness

The Wellness Department is comprised of Physical Education, Health Education, & Driver Education. Physical Education includes fitness, individual/team sport, team building, adventure, aquatics, dance & CPR. Health Education covers physical & emotional wellness, drugs & alcohol, nutrition and human sexuality. Driver Education is comprised of clas

Other Programs and Activities

The trademark of Naperville North's Student Activities Program is its great complexity and range of activities available to students. There is an opportunity for every North student who chooses to become involved. Exclusive of the opportunities in athletics and the performing arts, Naperville North offers over 100 different extra-curricular activi

School Awards

1 All State Academic Team, 1 National Achievement Outstanding Participatnt, 1 National Achievement Scholar, 12 Presidential Scholar Invitations, 12 Seniors with ACT Scores of 36, 132 All-Conference Athletes, 14 National Bd Cert Teachers, 19 Hall of Fame Coaches, 2 NAACP ACT-SO National Qualifiers, 2 National Hispanic Scholars, 2 Presidential Scholar Semi-Finalists, 2 Presidential Scholars, 251 Illinois State Scholars, 29 All-State Athletes, 3 Teams in Top 4 of IHSA Championships, 73 National ...

Career Development Courses and Programs

Career and Technical Education coursework and extracurricular activities offer authentic learning experiences for students to acquire the necessary knowledge and skills for college and career success. Over 70 course offerings allow students the opportunity to explore multiple career options and develop professional skills in areas of interest.

Athletics

NNHS offers over 25 opportunities for interscholastic participation and competition. The primary intent is to impart life lessons of character, integrity and leadership. Huskie Varsity Athletics are highly competitive programs that compete at the highest level as proud members of the DVC and at the state level in the IHSA's championship series.

School Personnel Resources

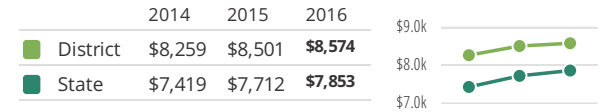
Department Chair, English as a Second Language Teacher, General Administrator or General Supervi, Librarian/Media Specialist, Paraprofessional, Reading Specialist, School Guidance Counselor, School Guidance Counselor Intern, School Nurse, School Psychologist, School Psychology Intern, School Social Worker, School Social Worker Intern, Special Education Teacher, Speech Language Pathologist-non teaching, Supervisory Dean, Technology Specialist, Vocational Coordinator

Facilities

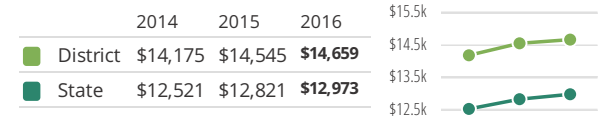
Most of this data has been collected by ISBE from school districts through data systems. Some information, such as the School Highlights, is entered directly by principals and can be updated throughout the year.

District Finance

Instructional Spending per Pupil includes only the activities directly dealing with the teaching of students or the interaction between teachers and students.



Operational Spending per Pupil includes all costs for overall operations in this school's district, including Instructional Spending, but excluding summer school, adult education, capital expenditures, and long-term debt payments.



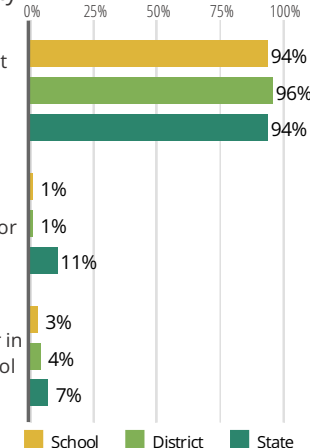
Educator Measures

This school has had **2 principal(s)** over the past 6 years. In the last three years, an average of **90% of teachers** return to this school each year.

Student Attendance and Mobility

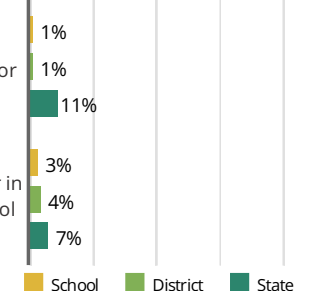
Attendance Rate

Rate at which students are present at school, not including excused or unexcused absences




Chronic Truancy Rate

Percentage of students who have been absent without valid reasons for 5% or more of regular school days



Student Mobility

Percentage of students who transfer in or out of the school during the school year, not including graduates



FOR MORE INFORMATION

Visit IllinoisReportCard.com to see additional details about each item of information for this school. There you will find charts spanning multiple years, detailed explanations, resources, more of the school's programs and activities, and powerful tools that let you dig deeper into data.