

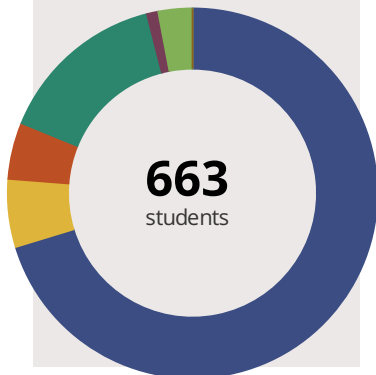
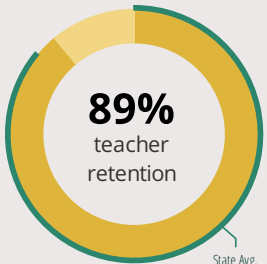
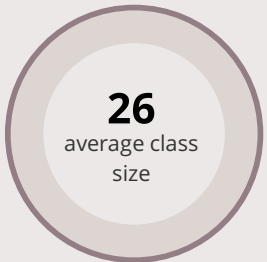
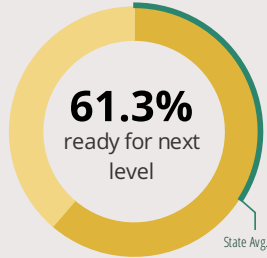
MADISON JR HIGH SCHOOL

1000 RIVER OAK DR NAPERVILLE, IL 60565 2717 (630) 420-6400

Grades: 6-8
District: NAPERVILLE CUSD 203

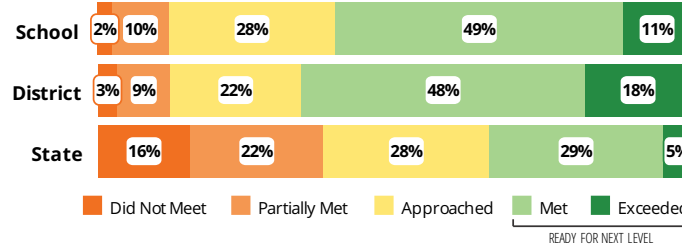
Principal: Ms.Erin Anderson
Superintendent: Mr.Daniel Bridges

FAST FACTS



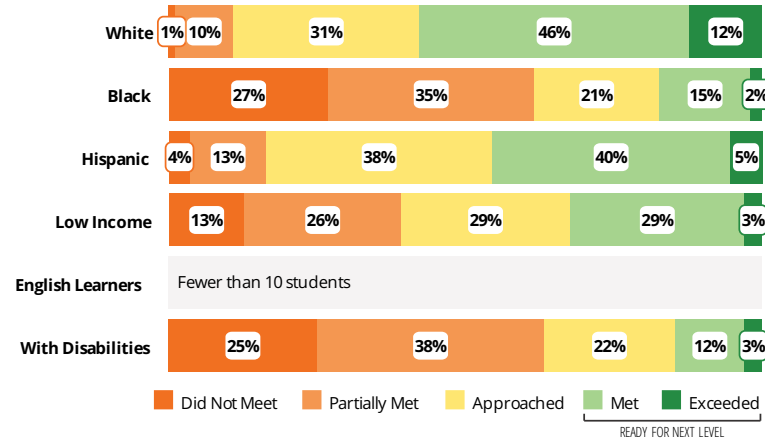
Academic Success

All Illinois students in grades 3-8 take the PARCC assessment each year. High school students take the SAT in Math and English Language Arts.



Success by Student Group

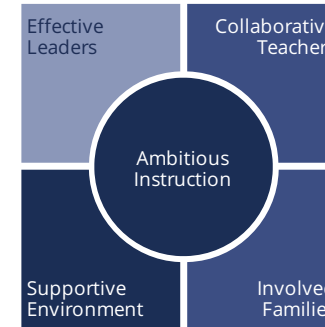
This display shows PARCC performance levels for each student group. No data is shown for groups with fewer than 10 students.



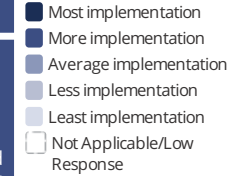
Student Characteristics

White	71%	Low Income	13%
Black	6%	English Learners	1%
Hispanic	5%	With Disabilities	9%
Asian	15%	Homeless	1%
American Indian	1%		
Two or More Races	3%		
Pacific Islander	0%		

School Environment



The **5Essentials Survey** allows students in grades 6-12 and all teachers to share their perspectives on essential conditions for learning. The anonymous survey consists of 5 components.



Response Rates	
Students	95%
Teachers	85%

Average Effective Leaders

Do principals and teachers implement a shared vision for success?

More Collaborative Teachers

Do teachers collaborate to promote professional growth?

Most Ambitious Instruction

Are the classes challenging and engaging?

Most Supportive Environment

Is the school safe, demanding, and supportive?

More Involved Families

Does the entire staff build strong external relationships?

Student Attendance and Mobility

Attendance Rate

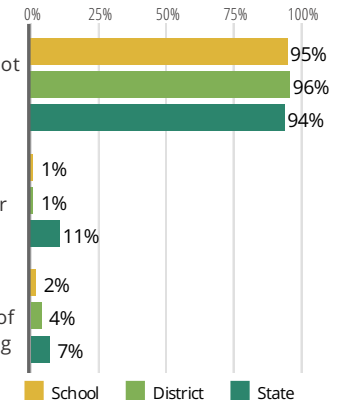
Rate at which students are present at school, not including excused or unexcused absences

Chronic Truancy Rate

Percentage of students who have been absent without valid reasons for 5% or more of regular school days

Student Mobility

Percentage of students who transfer in or out of the school during the school year, not including graduates





MADISON JR HIGH SCHOOL

School Highlights

Academic Courses

8th Grade Algebra, Art, Band, Choir, French I, Gifted and Talented Programs, Home Economics/Family and Consumer Science, Newspaper/Yearbook, Orchestra, Peer Mentors, Project Lead The Way, Spanish I, Summer School

Physical Education, Health and Wellness

Health Education Courses

Other Programs and Activities

Chess Club, Drama/Theatre, Environmental Club, Homework Club, Literary Magazine, Math Club, Mentoring Program, Newspaper, Parent Associations, Student Ambassadors, Student Council/Government, Technology Club, Yearbook Club

School Awards

Presidential Academic Fitness, Those Who Excel

Career Development Courses and Programs

Athletics

Boy's Basketball, Boy's Cross Country, Boy's Football, Boy's Track & Field, Boy's Wrestling, Color Guard, Girl's Basketball, Girl's Cross Country, Girl's Track & Field, Girl's Volleyball, Intramural Sports

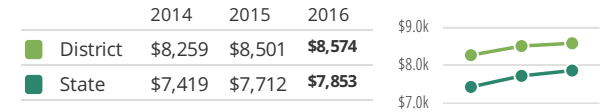
School Personnel Resources

Librarian/Media Specialist, Paraprofessional, Reading Specialist, School Guidance Counselor, School Psychologist, School Social Worker, Special Education Teacher, Speech Language Pathologist-non teaching

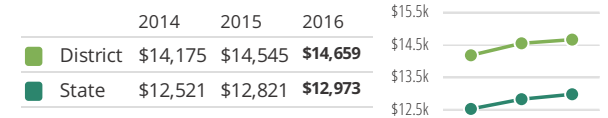
Facilities

District Finance

Instructional Spending per Pupil includes only the activities directly dealing with the teaching of students or the interaction between teachers and students.



Operational Spending per Pupil includes all costs for overall operations in this school's district, including Instructional Spending, but excluding summer school, adult education, capital expenditures, and long-term debt payments.



Educator Measures

This school has had **1 principal(s)** over the past 6 years. In the last three years, an average of **89% of teachers** return to this school each year.

FOR MORE INFORMATION

Visit IllinoisReportCard.com to see additional details about each item of information for this school. There you will find charts spanning multiple years, detailed explanations, resources, more of the school's programs and activities, and powerful tools that let you dig deeper into data.

Most of this data has been collected by ISBE from school districts through data systems. Some information, such as the School Highlights, is entered directly by principals and can be updated throughout the year.