



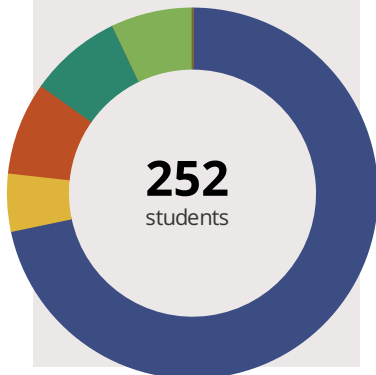
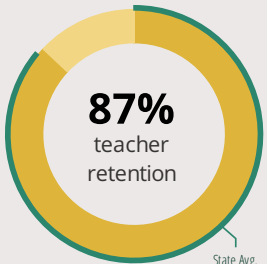
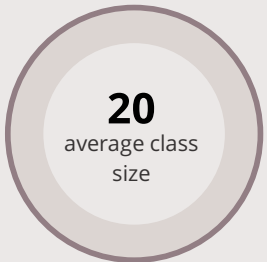
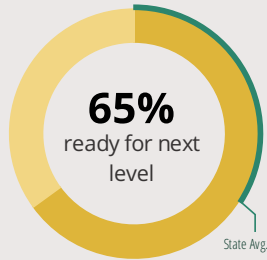
ELLSWORTH ELEM SCHOOL

145 N SLEIGHT ST NAPERVILLE, IL 60540 4739 (630) 420-6338

Grades: K-5
District: NAPERVILLE CUSD 203

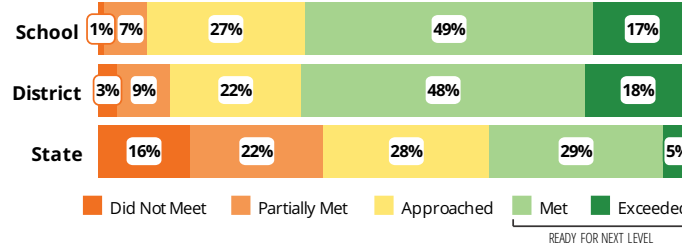
Principal: Ms.Cheryl Degan
Superintendent: Mr.Daniel Bridges

FAST FACTS



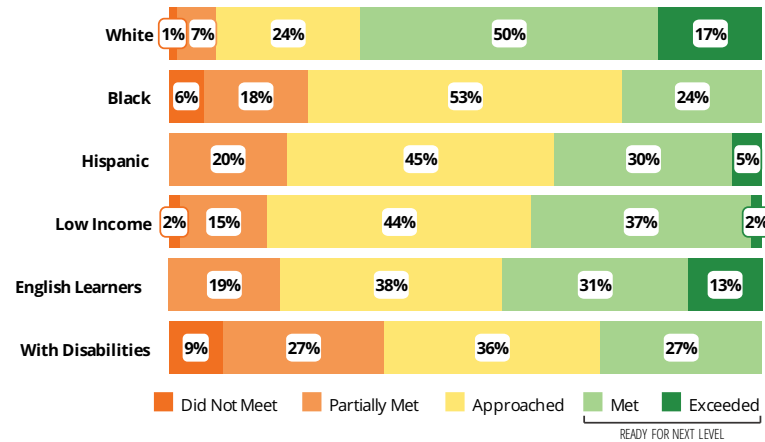
Academic Success

All Illinois students in grades 3-8 take the PARCC assessment each year. High school students take the SAT in Math and English Language Arts.



Success by Student Group

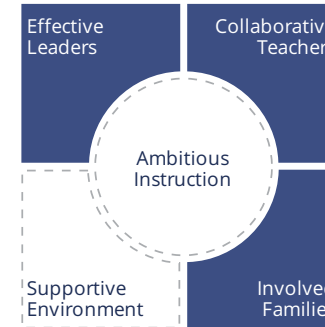
This display shows PARCC performance levels for each student group. No data is shown for groups with fewer than 10 students.



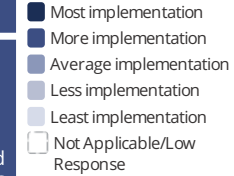
Student Characteristics

White	71%	Low Income	19%
Black	5%	English Learners	7%
Hispanic	8%	With Disabilities	10%
Asian	8%	Homeless	0%
American Indian	0%		
Two or More Races	7%		
Pacific Islander	0%		

School Environment



The **5Essentials Survey** allows students in grades 6-12 and all teachers to share their perspectives on essential conditions for learning. The anonymous survey consists of 5 components.



Response Rates

Students	-
Teachers	100%

More Effective Leaders

Do principals and teachers implement a shared vision for success?

More Collaborative Teachers

Do teachers collaborate to promote professional growth?

Ambitious Instruction

Are the classes challenging and engaging?

Supportive Environment

Is the school safe, demanding, and supportive?

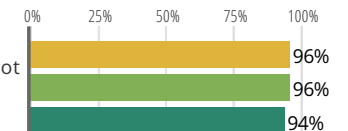
More Involved Families

Does the entire staff build strong external relationships?

Student Attendance and Mobility


Attendance Rate

Rate at which students are present at school, not including excused or unexcused absences



Chronic Truancy Rate

Percentage of students who have been absent without valid reasons for 5% or more of regular school days



Student Mobility

Percentage of students who transfer in or out of the school during the school year, not including graduates





ELLSWORTH ELEM SCHOOL

School Highlights

Academic Courses

Bilingual Programs/Courses, Bilingual Support, Gifted and Talented Programs, Peer Mentors, Summer School, Supplemental Educational Services (SES) Tutoring, Title 1 Programs

Career Development Courses and Programs

Physical Education, Health and Wellness

Athletics

Boy's Track & Field, Girl's Track & Field, Running Club

Other Programs and Activities

After School Care, Art Club, DARE program, Family Nights, Homework Club, Jump Start, Lego's Club, Music Club, Neighborhood Association Partnership, Parent Associations, Reading Clubs, Student Council/Government, Tutoring Program

School Personnel Resources

English as a Second Language Teacher, Librarian/Media Specialist, Paraprofessional, Reading Specialist, School Psychologist, School Social Worker, Special Education Teacher, Speech Language Pathologist-non teaching

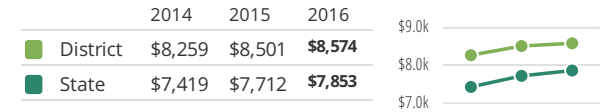
School Awards

A Day Made Better Award

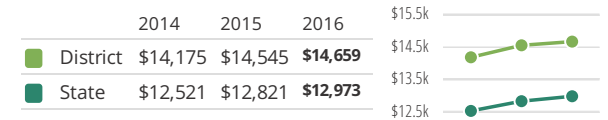
Facilities

District Finance

Instructional Spending per Pupil includes only the activities directly dealing with the teaching of students or the interaction between teachers and students.



Operational Spending per Pupil includes all costs for overall operations in this school's district, including Instructional Spending, but excluding summer school, adult education, capital expenditures, and long-term debt payments.



Educator Measures

This school has had **3 principal(s)** over the past 6 years. In the last three years, an average of **87% of teachers** return to this school each year.

FOR MORE INFORMATION

Visit IllinoisReportCard.com to see additional details about each item of information for this school. There you will find charts spanning multiple years, detailed explanations, resources, more of the school's programs and activities, and powerful tools that let you dig deeper into data.

Most of this data has been collected by ISBE from school districts through data systems. Some information, such as the School Highlights, is entered directly by principals and can be updated throughout the year.