

*Washington*

*Junior High School*



*Student Handbook & Planner*

*2022-2023*

# Washington Junior High School Bell Schedules

## **DAILY BELL SCHEDULE**

1	8:00 - 8:41
2	8:45 - 9:33 (Morning Announcements)
3	9:37 - 10:18
4	10:22 - 11:03
5	11:07 - 11:48 (7 <sup>th</sup> Grade Lunch)
6	11:52 - 12:33 (6 <sup>th</sup> Grade Lunch)
7	12:37 - 1:18 (8 <sup>th</sup> Grade Lunch)
8	1:22 - 2:03
9	2:07 - 2:50

## **HALF DAY**

1	8:00 - 8:18
2	8:21 - 8:48 (Morning Announcements)
3	8:51 - 9:09
4	9:12 - 9:30
5	9:33 - 9:51
6	9:54 - 10:12
7	10:15 - 10:33
8	10:36 - 10:54
9	10:57 - 11:15

## **PM ASSEMBLY**

1	8:00 - 8:41
2	8:45 - 9:20
3	9:24 - 9:59
4	10:03 - 10:38
8	10:42 - 11:17
5	11:21 - 11:52 (7 <sup>th</sup> Grade Lunch)
6	11:56 - 12:27 (6 <sup>th</sup> Grade Lunch)
7	12:31 - 1:02 (8 <sup>th</sup> Grade Lunch)
Assembly	1:06 - 2:11
9	2:15 - 2:50



**Washington Junior High School** | 201 N. Washington St. | Naperville, Illinois 60540 | 630/420-6390 | FAX 630/420-6474

<http://www.naperville203.org/Domain/26>

**Jon Vogel, Principal      Kevin Wojtkiewicz, Assistant Principal      Eric Decker, Assistant Principal**

I have received a copy of the 2022-2023 Student Handbook/Planner and understand that it contains NCUSD203 Board policy and school procedures. I understand that I will be held accountable to the standards stated in these policies.

\_\_\_\_\_  
Student Name Printed

\_\_\_\_\_  
Student Signature

Date: \_\_\_\_\_

Team /Grade: \_\_\_\_\_

Distributed by: \_\_\_\_\_

(record the name of the teacher, counselor, administrator, administrative assistant, etc.)





Washington Junior High School  
Home of the Wildcats  
2022-2023

201 N. Washington Street – Naperville, Illinois 60540-4594  
(630) 420-6390

Jon Vogel, Principal  
Kevin Wojtkiewicz, Assistant Principal  
Eric Decker, Assistant Principal

This assignment notebook belongs to:

Name \_\_\_\_\_

Grade \_\_\_\_\_ Team \_\_\_\_\_

Class Schedule

Period 1 \_\_\_\_\_ Room \_\_\_\_\_

Period 2 \_\_\_\_\_ Room \_\_\_\_\_

Period 3 \_\_\_\_\_ Room \_\_\_\_\_

Period 4 \_\_\_\_\_ Room \_\_\_\_\_

Period 5 \_\_\_\_\_ Room \_\_\_\_\_

Period 6 \_\_\_\_\_ Room \_\_\_\_\_

Period 7 \_\_\_\_\_ Room \_\_\_\_\_

Period 8 \_\_\_\_\_ Room \_\_\_\_\_

Period 9 \_\_\_\_\_ Room \_\_\_\_\_

I have Band/Chorus/Orchestra on the following days:

\_\_\_\_\_



# Washington Junior High School

*An Individual Focus. A Team Approach.*

At Washington Junior High School our mission is to educate students to be self-directed learners, collaborative workers, complex thinkers, quality producers and community contributors.

The WJHS community – students, teachers and parents – work together to help students experience success.

## **Washington students . . .**

- Attend school every day.
- Arrive on time to class and prepared with all materials.
- Participate in class by being focused, asking questions, staying organized, and using time wisely.
- Self-advocate by actively monitoring one's own progress and understanding.
- Respect self and others by following school rules and making good choices.
- Contribute to the school community by getting involved in clubs and/or activities.

## **Washington teachers . . .**

- Provide a safe learning environment, where every student is treated with dignity and respect.
- Demonstrate professional behavior and a positive attitude.
- Help students attain knowledge and skills by teaching the prescribed curriculum.
- Seek to motivate each student in the pursuit of academic excellence.
- Provide help to students.
- Communicate with students and parents/guardians about expectations, student progress, classroom behavior, grades, homework and other concerns in a timely manner.

## **Washington parents . . .**

- Set high expectations for their child.
- Are actively engaged with learning at home.
- Remain informed of child's performance.
- Provide a time and place for homework and studying.
- Create a partnership with the school, the teachers, and the team.
- Are involved with school by attending school events, volunteering, and/or chaperoning.
- Encourage their child to be actively involved.

# Washington Junior High Student Handbook

Welcome to Washington Junior High School! This handbook has been designed to provide you with helpful information for your reference. Students will be expected to follow all rules adopted by the Naperville Community School District 203 Board of Education. The following procedures have been established to maintain a safe and orderly environment during the school day. If you have questions about school that are not answered here, please ask your teacher, counselor or principal. They will be glad to help you.

## SCHOOL PROCEDURES

1. Non-bus riders should plan to arrive no earlier than 7:30 AM. Students are not permitted to leave school grounds once they arrive. **Students are to leave school grounds by 3:05 PM unless they are under the direct supervision of a teacher or attending a school-functioned event.**
2. Personal electronic devices such as but not limited to cell phones will not be used during school hours unless under the supervision of a teacher. The school takes no responsibility for these items. **These items must be turned off and kept in the locker from 8:00 until 2:50 PM.** Personal electronic devices that are visible may be confiscated and returned to the student at the end of the school day. The school is not responsible for any personal electronic devices lost at school.
3. Registered bus riders must have parental permission to ride home on another bus. Notes from both parents and student IDs must be presented to the front office BEFORE school to insure that permission can be validated. Students who are not registered bus riders are not permitted to ride the bus.
4. Students will walk and use a regular voice in the halls. Students must carry a pass when they are in the halls during class time. Students will treat other students with respect. Keep your hands and feet to yourself. Backpacks are not to be carried around the school unless approved by the office.
5. Students must have a pass to use the free office phone during the school day (excluding before school and during their lunch hour). Cell phones may be used before 8:00a.m. and after 2:50p.m.
6. Eating and drinking is not permitted in the hallways or classrooms.
7. Outside food brought in by a parent/guardian may only be provided for his/her own student. This includes treats brought in to celebrate a birthday or other special occasion.
8. Students may not sell items at school unless they are from an approved school fundraising activity.
9. All locker decorations are to the outside of the locker. Decorating may be done before or after school. Latex balloons are not permitted in school. Locker combinations/locations are private and will not be given out by the office. Students are encouraged to keep their combinations private. In addition, students should never pre-set their lockers.
10. Headphones may be worn before or after school, leaving one ear unoccupied.
11. For safety reasons shoes with wheels, skateboards, in-line skates, or scooters are not to be ridden or brought onto school property. Bicycles may not be ridden on school property and should be locked at the bike rack.
12. Face painting is only permitted during specified "School Spirit" days. Aerosol and pump sprays are not to be brought to school.
13. Students must receive permission before videotaping or taking pictures while on school grounds. Videotaping and taking pictures on school grounds is never allowed on personal devices.
14. Public displays of affection (hugging, kissing, holding hands, etc.) are not permitted.
15. Students will follow the security procedures Washington has in place to keep the building safe.

The information contained in these pages may be summaries of school board policy. These statements may be amended during the school year without notice. More detailed information can be found on the District 203 Webpage ([www.naperville203.org](http://www.naperville203.org)).

### ACADEMIC INTEGRITY

Washington Junior High School students are expected to use genuine, sincere and fair means for the accomplishments of the tests, tasks, or projects from which evaluations of progress shall be determined.

In order to maintain an atmosphere which actively fosters academic honesty, the following procedures will be implemented. It is understood that the maintenance of such atmosphere requires the active support of parents, students, and staff and that it is therefore, the responsibility of each individual to promote academic honesty.

Plagiarism: Washington Junior High uses the same criteria for plagiarism as the high schools. "Plagiarism is the act of using another person's ideas or expressions in your writing without acknowledging the source. In other words, to plagiarize is to give the impression that you have written or thought something that you have in fact borrowed from someone else... Plagiarism is essentially theft - the stealing of someone else's intellectual property." [*A+ Style Manual*, pg. 2) Consequently, when evidence of plagiarism exists, the assignment will receive no credit and the student has no opportunity to make-up work.

Other Examples of academic dishonesty:

- Giving test questions or answers to a member of a later class or receiving test questions or answers from a member of an earlier class.
- Copying from another student's test or knowingly permitting another student to copy during a test.
- Using materials which are not permitted.
- Copying or having someone other than the student prepare the student's homework, paper, project, laboratory report, or take-home tests for which credit is given.
- Permitting another student to copy or write another student's homework, project, report, or paper, etc.
- Any other action intended to obtain credit for work not one's own.

Students who violate the expectations regarding Academic Integrity will receive classroom level consequences on the first offense. In addition, contact will be made with parents/guardians to communicate concerns and an office referral will be submitted for documentation. Future incidents of academic integrity may result in progressive discipline.

### ACADEMIC SUPPORT

These programs have been developed to serve regular education students who need support as they learn skills that enable them to independently manage academics, take control of their own learning in a systematic and constructive approach, and develop positive relationships. Parents are provided information to assist students with academic success. The Washington staff is committed to meeting the individual learning needs of the student. Students are referred by their teams and counselors. Parent permission is required. These include but are not limited to: Homework Club/Study Skills Academy (Students are referred by their teams). These programs meet from 3-4 p.m. and there is an after school bus provided to the students that attend these sessions.

### ACCEPTABLE DRESS

**Board Policy 7:160 Student Appearance:** Students' appearance, including dress and personal hygiene, must not disrupt the educational process, interfere with the maintenance of a positive teaching/learning climate, or compromise reasonable standards of health, safety, and decency.

#### **Naperville 203 Student Dress Code**

The student dress code in Naperville 203 is derived from Board Policy 7:160 - Student Appearance: Students' appearance, including dress and personal hygiene, must not disrupt the educational process, interfere with the maintenance of a positive teaching/learning climate, or compromise reasonable standards of health and safety.

Intended Purpose: To promote a positive learning environment in schools consistent with the values of Naperville 203 and to ensure a safe and inclusive learning and working environment for all students, staff and the community, regardless of their race, age, ability, sex, gender identity, gender expression, sexual orientation, ethnicity, religion, cultural observance, socioeconomic circumstances, or body type/size.

Guidelines for the instructional day: An individual's dress, personal appearance, cleanliness, as well as behavior, demonstrate sensitivity to and respect for the learning community.

- Students must wear tops, bottoms, and shoes.
- Clothes must be worn in a way that genitals, buttocks, and nipples are fully covered with opaque (non-transparent) material.
- All undergarments must be covered by outer attire (visible straps are allowed).
- Caps, hats, or head coverings may be worn in the building during the school day provided they do not compromise the ability to identify a student, compromise academic integrity, or cause a disruption to the learning environment.
- Attire or accessories that directly, by innuendo, or look-alike promote alcohol, drugs, sex, pornography, profanity, violence, gangs, and weapons may not be worn at school.
- Students cannot wear anything that includes hate speech, images, or language that creates a hostile or intimidating environment for others, including any protected class or marginalized group. Hate speech includes any form of expression through which speakers vilify, humiliate, or incite hatred against a group or a class of persons on the basis of race, religion, skin color, sexual identity, gender identity, ethnicity, disability, immigrant status, or national origin (adapted from the American Library Association).

\*These guidelines may be adapted by building/district administrators for special events or other school sponsored activities. Student athletic and activity apparel will be defined by safety and competitive performance standards. All dress code adaptations must follow Board Policy 7:160 - Student Appearance.

**ENFORCEMENT:** To ensure effective and equitable enforcement of this dress code, school staff shall enforce the dress code consistently using the procedures below. To minimize classroom disruption, staff may give a dress code pass to the student so that Student Services staff can assist with the enforcement.

1. Students will be asked to put on their own alternative clothing-if available at school,
2. Students will be provided with temporary school clothing,
3. Parents may be called to bring alternative clothing

Classroom teachers will make the determination if clothing is a disruption to the class. Students should be warned that their attire is inappropriate or disruptive. A change of clothes will be made.

### **AFTER SCHOOL ACTIVITIES**

Students should leave the school grounds following the completion of the school day unless under the direct supervision of a teacher. Students involved in after-school athletic practices or events will be allowed to go to their lockers after they return from their competitions. Students attending after-school events must take their books, coats, etc. with them because they will not be able to return to their lockers. Students staying for games must stay in the gym while they are waiting for the competitions to begin. Once students leave the building they will not be readmitted unless accompanied by an adult.

### **ATHLETICS**

#### **INTERSCHOLASTIC SPORTS**

Interscholastic sports are offered to all 7th and 8th grade students at Washington. Students are required to have a physical examination on file at school before they can try-out or participate for a sport. Interscholastic sports include Girls Volleyball, Cross Country, Football, Wrestling, Basketball, Track and Field, and Cheerleading.

#### **DISTRICT 203 EXPECTATIONS FOR ATHLETIC EVENTS**

1. Cheer and encourage teams in a positive manner.
2. Utilize garbage cans to dispose of any food, drink or paper containers, etc.
3. Remain seated in bleachers until half-time or an official break in the game.
4. Remain in the building once an activity begins. (Stay in athletic area)
5. Utilize areas out-of-bounds to enter and exit the bleachers and gymnasium.
6. Respect other fans supporting their teams.

The sports program is an off-shoot of our educational program. Please remember that the students are not professionals. Please allow the athletes to play, the coaches to coach, and referees to referee! All concerns should be directed to the Administrator on Duty.

#### **CO-CURRICULAR CODE OF CONDUCT**

A co-curricular code of conduct has been developed for all Washington activities. Coaches and advisors will inform participants of its

contents.

## INTRAMURAL ACTIVITIES

A variety of intramural activities are offered to all students throughout the year. These activities are designed for students to learn new skills, meet new friends and have fun. Students should listen for the morning announcements, refer to WildcatTV and reminders during lunch periods, and make note of handouts posted around the school to learn of meeting dates.

### INTRAMURALS OFFERED:

Activity	Grade	Start Date	Time	Location
Flag Football	6	August/September	AM	Lower Field
Cross Country	6, 7, 8	September/October	PM	Fields
Soccer	5, 6, 7, 8	October/November	AM	Fields
Boys' Basketball	6, 7, 8	October/November	AM	Gym
Bags	6, 7, 8	November/December	AM	Cafe/Stage
Girls' Basketball	6, 7, 8	December/January	AM	Gym
Badminton	6, 7, 8	January/February	AM	Gym
***Bowling/Laser Tag	5, 6, 7, 8	January - Mid March	PM	Bowlero
Bombardment	5, 6, 7, 8	February/March	AM	Gym
Wrestling	6, 7, 8	March/April	AM	Gym/Cafe
***Golf	6, 7, 8	April/May	PM	Springbrook GC
Volleyball	6, 7, 8	April/May	AM	Gym

\*\*\*Additional Fees may apply

## ATTENDANCE

All students are required by law to attend school every day school is in session. If a student is to be absent from school, the parent or guardian must call the school's absence line before 7:45 a.m. Parents are encouraged to use the District's online system to record an absence. Recorded messages can be left anytime on the school attendance line. The message should include the student's first and last name (spell the student's last name), grade, and reason for absence.

Acceptable reasons for absence are as follows:

1. Student illness
2. Death in the family
3. Medical or dental appointments that cannot be scheduled at other times
4. Religious observances
5. Mental Health Days (per District Procedure)

A student who has been called in absent can return for the remainder of the school day only after first reporting to the main office. A student who becomes ill during the day is to report to the health office and the parent is contacted if the student has to be sent home. A student who must leave school for a medical or dental appointment should bring a note from the parent to the office before 8:00 a.m. and receive an early dismissal pass.

Absence Reporting: The state guidelines are as follows: 0-50 minutes (tardy), 51-149 minutes (1/2 day), 150+ minutes (full day). For example, following a regular daily bell schedule, a student arriving to school at the start of 2nd period will be counted absent for 1/2 day. This includes orthodontist, doctor and dental appointments. Students entering as a late arrival without a note from the doctor will be considered tardy. After five consecutive missed days, (or 10% of the required days of attendance) students that continue to miss all or part of a school day due to illness will be required to submit a doctor's note. Parents will be contacted via a formal letter, conference, and/or phone call when student absence becomes a concern.

A student's absence due to an infectious disease, surgery, rash or other illness requiring physician's care must bring a physician's health certificate to the health office before returning to school.

## **ABSENCE**

During the school year, the following procedure for reporting absences will be used. If your child will be absent, you are to call and notify the school before 8:00 am. To report an absence, call **630-420-6880**. The Attendance Line is open 24 hours a day. Parents should be prepared to give the following information: **Name**, spelling the last name, **Grade**, and **Reason for the absence**. *Note: Do not request homework for students on the Attendance Line. Email the teacher for this request. See section on Make-Up Work.*

The school must be informed anytime the student will not be in school. Parents are notified if their students are not in school and are not called in on the attendance line. Excused absences are: illness, doctor's appointment, a death in the family and certain religious holidays, parental request. The district has a list of accepted religious holidays.

## **TAKE YOUR CHILD TO WORK DAY**

District 203 agrees with the concept of Take Your Child to Work Day on a non-school day. This is based on the underlying belief that school attendance is important, and activities that pull students away from school are discouraged. In the event that Take Your Child to Work Day is on a school attendance day, the student's absence will be coded as PARU - Parent Request Unexcused absence.

Students are granted one family emergency tardy per trimester. By law, students who miss first hour are marked 1/2 day absent from school. Students missing three academic classes are marked as a full day absence. (Lunch and supervised study are not classified as academic instruction.)

**After five consecutive missed days, (or 10% of the required days of attendance) students that continue to miss all or part of a school day due to illness will be required to submit a doctor's note.** Letters will be mailed home when students reach the 10% levels. (Checked monthly)

## **TARDY POLICY**

All students arriving late to school (up to 8:50 AM) will be marked as TARDY. Between 8:00 AM and 8:05AM, students late for school should report directly to class. This tardy is **not** considered late to school, but late to first hour. Teacher consequences are then applied to this tardy. After 8:05 all students must check into the office for an admit pass to class. Oversleeping is not an excused tardy.

Students with a credible doctor's admit slip may sign themselves back in to school. If a doctor's note is not presented when the student arrives, the student must be signed in by a parent or guardian. A student signing in without a parent's or doctor's note will be considered unexcused and the student will receive a disciplinary referral.

Tardy/late arrival due to illness (signed in by parent) may be accepted five times a trimester before a doctor's note is required. After that they will be handled as unexcused tardies. Students will receive the following discipline consequences during one trimester:

- 3<sup>rd</sup>, 4<sup>th</sup>, 5<sup>th</sup> unexcused tardy-lunch detention
- 6<sup>th</sup>, 7<sup>th</sup>, 8<sup>th</sup> unexcused tardy-1 hour AM or PM detention
- 9<sup>th</sup> and up unexcused tardy-2 or 4 Hour Saturday School detention

## **TRUANCY**

A "truant" is a child subject to compulsory school attendance who is absent without valid cause from such attendance for a school day or portion thereof. The school will make every effort to work with the family to improve current attendance. This may include working with the SRO and or the Regional Superintendent Truancy Officer.

## **EARLY DISMISSAL**

Students are not permitted to leave school grounds during the day without permission from the office. Any student who needs to leave the building during the school day must present a note, signed by a parent, to the office before 8:00 AM. The note should state the student's name & grade, why the student must leave the building (i.e., dental appointments, doctor appointments, etc.), the time leaving the building. All students leaving school will be given an early dismissal pass. Before leaving the building, the student should present his/her pass to the teacher and the parent should sign him/her out. A student returning from an early dismissal must be signed in by his/her parent or present a doctor's signed admittance card. Students missing academic classes will be marked absent (excused).

## **BULLYING**

Bullying (including cyberbullying), intimidation, and harassment is not tolerated at Washington Junior High. We want students to feel safe while they are at school. If you feel you are being bullied, intimidated or harassed, you should tell an adult right away. If you feel you are being bullied, intimidated, or harassed or see any of these behaviors occurring, you should follow these steps.

- Tell an adult in the building when it has happened. (Teacher, Lunchroom supervisor, bus supervisor, bus driver, etc.)



- Tell your parents.
- If the bullying continues, tell your counselor. Your counselor will provide you with practical tips on what to do if the bullying continues. They will refer you to the assistant principal if further disciplinary actions are warranted.

**Do not let the bullying go on for weeks. The faster you tell someone, the faster the issue can be resolved.  
See Full District Policy 7.180 at the end of this section.**

### **BUS RIDERS**

According to state law, students who live one and one-half (1.5) miles or farther from school by the most direct route are eligible to ride the school bus. Students may only ride the bus which stops nearest their home.

If students currently ride the bus, they may ride another student's bus or have a student ride their (if they are both bus riders) once they obtain an approved pass from the main office. To obtain this pass, they need to present their student IDs as well as parent permission notes from *each* student.

Students are required to obey the driver at all times. The privilege of riding the bus is dependent upon good behavior and observance of the rules and regulations. Bus riders are subject to all school rules. The purpose of these rules is to provide for safety and an enjoyable bus ride for all. Bus drivers are required to report any student who violates these rules and regulations to the Safety Director. Privileges to ride may be suspended. The student's privileges must be reinstated by the proper authority before the student may resume riding the bus. Any student who repeatedly violates the rules or commits a serious offense may have their bus riding privileges suspended for the entire school year. (This includes the privilege of going home with a friend or taking another bus rider home with them). Students who are suspended from riding the bus must be present in school on the suspension days.

All buses are under the supervision of the Director of Transportation for the district. If you have any problems notify the transportation office at (630)-420-6464. Any bus discipline problems should be reported to the assistant principal at school.

#### **Student Expectations While Riding a School Bus**

These expectations were written in order to promote a safe and secure bus environment for all students.

1. I will remain seated at all times
2. I will keep my hands and my head safely inside the bus
3. I will use appropriate language and voice at all times
4. I will always cooperate with my bus driver
5. I will always behave respectfully and report unsafe behavior
6. I will not eat or drink on the bus
7. I will help make sure the bus is litter free
8. I will never tamper with bus equipment or vandalize my bus
9. I will not be involved with or demonstrate violent behavior
10. I will show my students ID when requested
11. I understand for my safety that all district 203 policies apply while I am traveling to and from school

These rules have been established solely in the best interest of student safety. Buses are equipped with cameras which have visual and audio recording capabilities. These tapes are routinely reviewed. In the event of misconduct, tapes are reviewed by appropriate district personnel at which time disciplinary action may be initiated. Each year the students in District 203 complete a bus evacuation drill as required by Public Act 94-0600. (4:110 *Transportation*)

#### **Communication Procedures Regarding Emergency Bus Situation**

In the event of a bus delay due to an emergency, the following procedure will be followed:

School personnel will staff the office phone to receive incoming calls in order to provide information.

When necessary, school personnel will notify the parents of the students on the bus with information regarding the situation and let them know when to anticipate the bus reaching the scheduled stop.

### **CONFERENCES**

School structured parent/teacher conferences will be held in the fall and spring. Registration will take place electronically.

## ELECTRONIC DEVICES

Personal electronic devices such as, but not limited to: iPods, iPads, e-readers, communication devices, headphones, earbuds, etc. are not allowed to be used during school hours (8:00 AM to 2:50 PM), unless under the direct supervision of a teacher. We discourage students from bringing these items to school and the school will take no responsibility for these items if they are lost, stolen, or damaged. Cell phones must be in the "OFF" position and stored in the student's locker during the school day. Students found handling or using a cell phone during the school day will be referred to the office and be assigned consequences. Additionally, devices may be confiscated and returned to the student at the discretion of the school. Staff may request that a personal device be kept in the student's assigned locker following any violation of the student conduct policy pertaining to electronic devices. Students are never allowed to take photographs or video on school grounds including the school bus or school-sponsored activities without staff permission. Students are never allowed to take photographs or video with personal devices, but Chromebooks may be used for educational purposes with staff permission.

## EMERGENCY CLOSING OF SCHOOL

Closing of the entire District due to inclement weather, or of one school only (such as for a broken pipe), will result in a phone message being sent to all parents. A Talk203 e-mail message will also be sent to all District Talk203 subscribers. In addition, a recorded message regarding the closing will be available on the District 203 Administrative Center's main telephone line, 630-420-6300.

**Parents and District Talk203 subscribers will only receive notice if schools are closed, otherwise the day will proceed as usual.** Please recognize that no system is foolproof; a power outage or extreme demand on these systems could affect access to communications technologies. See district website for radio and TV listings.

## FIELD TRIPS

WJHS sponsors and schedules educational trips during the year. These trips enrich the curriculum taught and are a privilege initially offered to all students. The school assumes a significant responsibility in taking these trips. A student's school behavior prior to the trip must be cooperative and positive in order to be eligible for the field trip. Students not attending field trips are expected to be at school.

## HEALTH SERVICES

It is the goal of our school Health Services to have all students safe, healthy, and ready to learn. The health office is located near the main office and is staffed during the school day by a health technician who is certified in First Aid and CPR/AED. A certified school nurse is at the school and/or available on an on-call basis. The health office provides services to students who have become ill, injured, or who need help with medical needs. The health office also maintains documentation of student visits and health records. Junior high schools require students to obtain a pass from their classroom teacher before reporting to the health office unless it is an emergency. **STUDENTS MAY NOT LEAVE THE SCHOOL FOR ILLNESS/INJURY WITHOUT FIRST REPORTING TO THE HEALTH OFFICE FOR EVALUATION.**

If your student has a special health concern (i.e. asthma, food or bee sting allergies, diabetes, etc.) please notify the health office so that we can ensure the health and well-being of your child while he or she is in school. When your child is taking daily medication at home, please notify the Health Office so that any side effects that may occur will be recognized more easily and proper steps can be taken toward treatment. **If your child has a health concern and will be participating in an after school activity or sport, it is the parent's responsibility to notify the adult in charge of the activity. Epinephrine auto-injectors, inhalers, and other medications are not available for after school activities and sports. The Health Office is staffed only during the school day and is required to be locked before and after school day hours.**

Because many communicable diseases occur throughout the school year, and because most do not pose a serious threat to the general population, we do not inform parents every time a new case of illness occurs. If you have a special need to know about cases of communicable diseases, such as chickenpox, occurring in your child's classroom (i.e. your student or a family member is immunosuppressed, or has similar health concerns) please inform the health office. We will contact you if such an illness occurs in your child's class.

All forms used by the District health offices are available online at the District website or in the health office.

## PHYSICAL EDUCATION EXCUSES

A written parent request for exclusion from physical education (P.E.) is valid for three consecutive periods and should be presented to the Health Technician who will in turn notify the P.E. teacher (and classroom teacher in elementary schools). Any situations needing exclusion for P.E. beyond three days requires a physician's evaluation/note of excusal.

## DENTAL EXAMINATIONS

The State of Illinois **requires that all students in Kindergarten, second, sixth and ninth grades have an oral health examination** performed by a licensed dentist. Following your child's exam, please have your dentist fill out the form required by the state and return it to the health office of his/her school no later than May 15 of the year of the required exam. The exam must have been performed any time within an 18-month period prior to this due date. Exam forms are also available at your dentist's office. If you need a referral to find a dentist or financial assistance to obtain your child's exam, please contact your school's health office for assistance from the nurse.

## VISION EXAMINATIONS

The state of Illinois **requires that all students entering Kindergarten or entering school for the first time from out of state** shall have an eye examination from an eye doctor before October 15 of the year of the required exam or within 30 days of enrollment for new students from out of state. Eye exam forms are also available at your eye doctor's office.

Students receive a *screening* for vision and hearing routinely during their school experience from staff of the DuPage County Health Department. Parents of students meeting referral criteria will be contacted. Parents/guardians may request additional vision and/or hearing screening at any time by contacting the health office.

## PHYSICAL EXAMINATIONS

A physical examination, completed by a licensed physician or nurse practitioner is **required for entrance** into Preschool, Kindergarten, sixth grade, ninth grade, and/or when transferring into state of Illinois schools for the first time. These forms should be turned in to the District by the first day of school, but no later than October 15th of the year of the required examination. Exam reports for out-of-state students must be turned in by October 15th or within 30 days of enrollment, whichever comes first. Exam forms are also available at your health care provider's office.

*The health history portion of the physical examination form must be completed and signed by the parent in order for the physical to be considered valid by the state of Illinois.*

**The exam must be dated within one year prior to the date the student enters school.**

Physical examinations may be acquired through your primary care provider. If you do not have a primary care provider, you may contact your school nurse or the DuPage County Health Department for referrals to local health clinics that provide such services.

Junior high school athletes, including cheerleaders, must also have a current physical prior to tryouts. A separate physical is not required for students to participate in intramurals.

## IMMUNIZATION REQUIREMENTS FOR COMPLIANCE WITH THE STATE OF ILLINOIS

Because immunization requirements are frequently updated, parents are advised to consult with their primary care provider about the status of their student's immunizations and compliance with the most recent requirements of the state of Illinois.

## ASTHMA

Illinois Public Act 099-0843 requires schools to request an Asthma Action Plan from parents of students with asthma. When provided, the asthma action plan will be kept on file in the office of the school nurse. With proper authorization, students may carry and self-administer an inhaler (using a spacer) for the treatment of asthma. A back-up inhaler and spacer should be kept in the school health office. Forms for asthma management can be found on the district website under Health Services.

An emergency protocol for asthma emergencies has been developed by the District. If a student has an asthma emergency without access to his or her rescue inhaler, school staff may call 911, to ensure the safety of the student.

## WHEN TO KEEP YOUR CHILD HOME

### Keep your child home:

1. If a rash is present that has not been evaluated by a physician.
2. If your child's oral temperature measures 100 degrees F or higher. A child with such a fever should remain home for 24 hours after the temperature returns to normal without the use of fever reducing medicines.
3. If your child vomits 2 or more times in the previous 24 hours and/or continues to experience nausea and/or vomiting.
4. If your child experiences loose or watery stools with a frequency greater than usual. The symptom should be referred to a physician for evaluation.
5. If your child complains of severe, persistent pain. The symptom should be referred to a physician for evaluation.
6. If your child shows signs of upper respiratory infection (cold symptoms) serious enough to interfere with the child's ability to learn.
7. If there are signs of conjunctivitis ("pink eye") with matter coming from one or both eyes, itching, and/or crusts on eyelids. The symptom should be referred to a physician for evaluation.
8. If there are open sores that have not been evaluated by a physician. Once a student has provided a written physician release for a student to return to school, any open wound or sore will be covered with a dressing taped on all four sides.

If you are not sure about whether to send your child to school, call or visit your child's physician. Parents will be called if students display any of the symptoms listed above. Any child leaving school during school hours must be signed out at the office by the adult assuming responsibility for that child.

Good health and good attendance give a child a head start toward a good education. Encourage your child toward habits of good nutrition, proper rest and exercise, and proper dental and personal hygiene. Attendance is monitored periodically throughout the school year and you will be notified if your child's absences and/or tardies exceed 5% of the dates of school attendance.

## ACCIDENT & ILLNESS

### In case of accident or illness at school this procedure will be followed:

1. First aid is administered.
2. If serious, parents are contacted. Paramedics will be called for potentially life threatening situations or for serious injuries.
3. If the parents cannot be reached, the local emergency contact provided by the parents will be called. Please be certain that we have at least two emergency numbers to call in case we can't reach either parent. Please do not give a person's name and number as the emergency contact who is gone during the same hours you are away from home (i.e. bridge groups, bowling teams, tennis, etc.) Please keep these numbers up-to-date when people move or change jobs. Also, the person(s) given as emergency contacts should consent to be listed. They should be informed they may be asked to come to pick up a sick child. Emergency information is used by staff in case of illness or accident.

If the parents or emergency numbers cannot be reached, emergency medical services may need to be utilized.

All accidents, no matter how minor, are to be reported to the teacher in charge, who will refer to the health office if necessary. Accidents occurring on the way to school should be reported to the health technician immediately upon reaching the school building. If the health technician is not in the building, accidents should be reported to the office.

## RE-ADMITTANCE OF PUPIL

### Following Injuries, Hospitalizations, Surgeries

Students should present a note from a physician or nurse practitioner stating the student is allowed to return to school, following discharge from a hospital admission, surgery, or an illness with absence from school for more than five days.

Any temporary restrictions or accommodations needed after an injury or surgeries require written orders from a physician or nurse practitioner. Instructions from physical therapists should be communicated to the physician or nurse practitioner who can then write orders for accommodations. Examples include PE restrictions/modifications and use of crutches. Appropriate footwear, such as tennis shoes and other supportive shoes (no flip-flops) must be worn when using crutches for safety reasons.

### **Following Contagious Illness**

We ask parents to notify the Health Office as soon as possible if the student develops a potentially contagious illness, including but not limited to mumps, chicken pox, measles, whooping cough (pertussis), impetigo, strep throat, Fifth's Disease, and conjunctivitis. He/she may need to be re-admitted through the Health Office. Some illnesses may require a written back-to-school clearance signed by a physician. We work together with the student's primary care provider and the DuPage County Health Department to determine when it is no longer a public safety concern for a student to return to the school setting.

### **Following Skin Rashes**

Students with any type of rash, sore, or other skin condition should not come to school until the condition has been evaluated and identified by a physician who provides a written release to return to school for the school health office. The release should include the diagnosis, treatment plan, and any information about precautions/restrictions to take at school.

After a student has been released to return, any open wound or sore must be covered with a dressing taped on all four sides.

Students will benefit from being taught to never share personal items when active in the community, at home, or school such as clothing, uniforms, sports equipment, towels, skin balms or lotions, razors, water bottles, bar soap, etc. Students should always report any skin lesions to an adult. Following these simple precautions, and good hygiene practices such as effective hand washing, can help prevent the spread of many communicable diseases.

### **FOOD ALLERGIES**

An increasing number of school age children have food allergies. Symptoms can range from mild reactions to severe life threatening reactions leading to the inability to breathe, a drop in blood pressure and unconsciousness. Please inform the health office prior to the start of the school year if your child has a food allergy. **All** children are strongly discouraged from sharing foods and treats with classmates. Good communication helps insure the safety of all of our children.

### **STUDENT MEDICATIONS**

Students should not take medication during school hours or during school-related activities unless it is necessary for a student's health and well-being. When a student's licensed health care provider and parent/guardian believe that it is necessary for the student to take a medication during school hours or school-related activities, the parent/guardian must request that the school dispense the medication to the child and otherwise follow the District's procedures on dispensing medication.

No School District employee shall administer to any student, or supervise a student's self-administration of, any prescription or non-prescription medication until a completed and signed "School Medication Authorization Form" is submitted by the student's parent/guardian. No student shall possess or consume any prescription or non-prescription medication on school grounds or at a school-related function other than as provided for in this policy and its implementing procedures.

A student may possess an epinephrine auto-injector (EpiPen®) and/or medication prescribed for asthma for immediate use at the student's discretion, provided the student's parent/guardian has completed and signed a "School Medication Authorization Form." The School District shall incur no liability, except for willful and wanton conduct, as a result of any injury arising from a student's self-administration of medication or epinephrine auto-injector or the storage of any medication by school personnel. A student's parent/guardian must indemnify and hold harmless the School District and its employees and agents, against any claims, except a claim based on willful and wanton conduct, arising out of a student's self-administration of an epinephrine auto-injector and/or medication, or the storage of any medication by school personnel.

Nothing in this policy shall prohibit any school employee from providing emergency assistance to students, including administering medication.

## **Insurance for Student Accidents**

The District carries student accident insurance coverage on your child's behalf. The student accident coverage covers injuries that occur during any school sponsored and supervised activity including all athletic activities. If your family has medical coverage, this policy reimburses for out of pocket expenses including co-pays and deductibles (subject to policy conditions, limitations and exclusions). If you do not have medical insurance, our coverage is primary. If Parents/Guardians desire coverage for an accident, they must file a claim within 90 days of the injury. Accident claim forms are available from the health office.

**Health procedures may be updated in accordance with CDC guidelines given the changing status of the COVID pandemic.**

## **HOMELESS LIAISON**

A homeless child as defined by state law, may attend the District school that the child attended when permanently housed or in which the child was last enrolled. A homeless child living in any District school's attendance area may attend that school. Transportation shall be arranged according to State law. If a dispute arises regarding a homeless child's rights, the Superintendent, or designee, shall inform his or her parents(s)/guardian(s) of the availability of an investigator, sources for low cost or free legal assistance, and other advocacy services in the community. Contact the district liaison if you have any questions.

## **HOMEWORK**

All students are given regular homework assignments. These assignments are used to supplement and enhance the activities of the regular school programs. Each team will have a method to ensure that students can access their homework from home.

## **I.D. CARDS**

All students are issued an identification card. Students are encouraged to carry their ID cards daily. I.D. Cards will be used for personal identification as well as checking out materials in the Learning Center, purchasing items from the cafeteria, and the school bus.

## **INFINITE CAMPUS**

District 203 uses Infinite Campus, an only system that allows parents to view student schedules, attendance, discipline and grades. Infinite Campus is in use at the high school and junior high school levels.

Parents receive one-time-use access keys, which are necessary to initially register parent accounts. Parents with keys will be able to access available information about their younger students at the various participation schools as well. Account inquiries are handled by the district office by calling 630-420-6825 or emailing [campusportal@naperville203.org](mailto:campusportal@naperville203.org).

## **LASER POINTERS**

Laser pointers are not toys and should not be brought to school. Directing the light from a laser pointer upon any person, building, vehicle, or other object can be harmful. The only exception to the rule is if the student is under the direct supervision of a teacher and it is being used for an educational purpose.

## **LEARNING COMMONS**

Washington's Learning Commons supports the curriculum as well as the recreational reading of its students and faculty by providing books, magazines, and audio-visual materials. Students use the LRC in a flexible schedule where teachers sign-up to use the Learning commons for class research or book selection.

Washington is on a computerized circulation system. Each year students are given an orientation to the LRC, which includes check out procedures, return of materials, overdue materials, and fines. Materials are checked out for a three week period and are renewable. A \$1.00 fine is assessed at the end of the 4th week, giving the students one full week to return the item before incurring a fine.

Students are responsible for any material checked out in his or her name. If a book or magazine is lost or claimed returned, the student pays the price of the book or \$3.00 for a magazine. Before paying for an item, the student should check his or her locker, classrooms, and home. If a student claims he or she returned the item or never checked it out, he or she may sign a form which clears his or her name for a trimester. If the material is not found or returned, he or she is charged for the cost of the item.

Washington students also have access to a collection of databases through the school or district's subscription, and therefore need a username and/or password to access these from home. Students are encouraged to use the research links or search engines through the Washington website to complement their print research materials.

### **LOST AND FOUND**

Articles which are found around school will be placed in the bins outside the main office. Small items (glasses, jewelry, etc.) are kept in the main office. Items left for more than a month are donated to local charities. **Please put your name on all articles.** Items found on school property are expected to be turned into the Lost and Found. Students in possession of lost items may receive a consequence for theft. Students that are missing items of value should report it to the School Resource Officer.

### **LOCKERS AND LOCKER DECORATING**

Each student is assigned a locker for which she/he is responsible. Food should not be kept in lockers overnight. Lockers are the property of School District 203 and not the students to whom they are assigned. We cannot emphasize enough that locker combinations must be kept private and not shared with anyone.

Decorating students' lockers to celebrate special occasions has become somewhat of a tradition at Washington. We do not wish to discourage or eliminate this practice, but need to place some reasonable guidelines concerning the decoration of lockers:

1. Decorations should be placed on the locker only, and must not interfere with the operation of the locker or those next to it.
2. Decorations must be appropriate for school and not include images that violate school policy.
3. Decorations must be easily removed from the lockers and may not permanently damage the lockers in any way.
4. Decorations must be taken down one week after they are put up.
5. Decorations made for athletics can stay up for the season, but must be removed one week after the season is completed.
6. Latex balloons may not be used as part of locker decorations.

### **LUNCH PERIOD**

Money is not loaned out to students for lunches. Parents are allowed to bring food for their student(s) only. School policy does not allow birthday treats. Students may not arrange or have food delivered from outside sources during the lunch hour. Only school sponsored parties are permitted during lunch. Lunch may be dropped off in the lunch bins in the main office. **Direct third party food deliveries from outside sources (DoorDash, Jimmy John's, etc.) are not permitted.**

### **LUNCHROOM RULES**

1. RESPECT ALL ADULTS.
2. No loud talking. Be quiet when the signal is given.
3. Food and beverage in the cafeteria only.
4. Use school-appropriate language at all times.
5. No table switching.
6. Ask permission before using washroom
7. You may go to only one line to buy food.
8. Students are to remain in the cafeteria until dismissed for recess. Students may only leave the lunch room/recess area when they have a pass from their teacher.
9. The throwing of any item will not be tolerated.
10. If you make a mess, clean it up.

### **RECESS RULES**

1. No pushing, shoving or physical contact. Keep hands and feet to yourself.
2. Food, candy, and drinks must stay in the cafeteria and should not be taken outside
3. Students must stay on the blacktop or designated area.
4. All students should be visible to staff at all times.
5. Students are not permitted to play with or on snow.
6. Students are not permitted to use their cell phones, this includes taking pictures and recording video.

Students who do not follow the lunchroom procedures or rules may receive an office referral or lose their recess privileges for the day.

Other progressive discipline measures may be implemented as needed.

### **MAKE-UP WORK**

Students are responsible for making up all work missed due to absence. All student work can be accessed through Canvas. Work can be picked up at the main office when necessary. Please email the team teachers for this request or contact their counselor. Homework can be picked up at the front office after 3:00 p.m.

Students will be allowed the total number of school days absent in order to make up work missed, e.g., if a student is absent for five days, he/she will be allowed five days to make up the work, unless other arrangements are made with the teacher. (Students suspended from school must turn all their work in on the day they return.)

### **MOVING ON CEREMONY**

The 8<sup>th</sup> Grade Moving-On Ceremony is a celebration of our students' accomplishments over the past three years. This event is sponsored by the Home and School Association and family members are welcomed to attend. Disciplinary consequences may prevent a student from attending the ceremony.

### **MOVING/TRANSFER PROCEDURE**

If a pupil is moving from Washington to another school, the office should be notified in advance of departure. If possible, the office would like to know the name and address of the new school. On the last day of attendance at Washington, the student should pick up a check-out sheet (before school) from their counselor. As he/she attends classes, all books and equipment should be returned. The check out sheet must be returned to the counselor at the end of the day.

### **OFFICE REFERRALS**

It is our belief that teachers, parents, and administrators must work together to create a positive behavior program for the students at WJHS. Teachers will attempt to handle all discipline problems that arise under their supervision. If repeated attempts to solve the problem fail, the student will be referred to the assistant principal. The assistant principal will take the appropriate steps necessary to remediate the problem. Consequences ranging from a conference, detention, Saturday school, suspension or expulsion from school are possible. Office detentions are served after school ranging from 1/2 hour to 2 hours in length.

#### **Saturday School**

Saturday School detentions may be given in lieu of an internal or external suspension. This decision is made by the principal or assistant principal. Saturday school is attended from 7:30 AM until 11:30 AM on Saturday morning. Students who miss Saturday school will be required to meet with an administrator from their home school to discuss next steps/additional consequences.

#### **In-School Supervised Study**

Infractions of the discipline code may result in an internal suspension from school. In-School Supervised Study is served in the room next to the assistant principal's office. Students are required to do work, receive help from their teachers (when available) and complete the tasks before they leave. In-School Supervised Study infractions can last for several periods of the day to the entire day. Students that misbehave may have their time extended. Parents will be notified if they are needed to provide transportation after school. They may attend activities after the suspension is completed. Students will not eat in the cafeteria.

#### **External suspensions**

External suspensions remove the student from the educational setting for a specified number of days. Students are not allowed on school district property without permission of the school (to retrieve homework or talk to a teacher). They may not attend any district activities until their next day of attendance. Any work assigned is expected to be handed in when they return.

### **REPORT CARDS**

Student academic progress is reported six times per year, at the midterm and end of each trimester. Parents have the ability to check the status of their student's grades on-line at any time. Parents have the ability to check the status of their student's grades on-line anytime.



## **SAFETY DRILLS AND PROCEDURES**

### **Lock Down Continue Instruction**

In certain situations, it may become necessary to secure the building and the movement of individuals from area to area. The purpose of lockdown procedures is to maximize the school's ability to investigate situations and maintain a safe environment in a heightened level of security.

### **Lock Down Position of Safety**

In the event that there is a threat inside the building, you are encouraged to follow your ALICE (Alert, Lock down, Inform, Counter, Evacuate) training. You should ignore bells and/or alarms during this time, and move yourself to a position of safety. If it is safe to do so, you should evacuate the building.

### **Fire/Building Evacuation**

Fire/Evacuation drills are held several times during the year. Every room has a chart telling students what route to take in case of fire. When the fire alarm is sounded, all pupils should walk quickly and silently to designated exits outside the building. Students are to vacate the building as a class, remaining with the classroom teacher. No one should re-enter the building until an all-clear signal has been given by appropriate personnel.

### **Shelter in Place**

Tornado drills are conducted annually. Every room has a map indicating where students and staff should be in the event of a tornado. When the tornado alarm is sounded, students and staff remain in their classrooms or proceed to the designated tornado location and follow teacher directions for appropriate tornado procedure.

## **SCHOOL DAY**

Students are dropped off no earlier than 7:30 am, since supervision of students begins at that time. 6<sup>th</sup> grade students remain outside on the south side of the building. At 7:45 am 6<sup>th</sup> grade students will enter the school through Door #1. 7<sup>th</sup> and 8<sup>th</sup> grade students will remain outside on the north side of the building. At 7:50 am, students will enter the school through Door #8. First period starts at 8:00 am. In cases of inclement weather all students will enter the building at 7:30 am and remain in the cafeteria until the 7:50 am bell. If students need to see a teacher before 7:50 am, they will need a pass from that teacher.

Students will follow the bell schedule and navigate nine periods throughout the day. This included academic core classes, exploratory classes, supervised study and lunch.

At 2:50 students will be dismissed. Students should be picked up on Douglas Street or Webster Street; Spring Street should not be used as a pick-up area. Cars stopped on any portion of Spring Street interfere with the efficiency of District 203 transportation.

## **SCHOOL RESOURCE OFFICER**

The purpose of the SRO program is to bridge the gap between police officers and young people and increase positive attitudes toward police and law enforcement. The SRO will provide law-related education to students, parents, and staff and provide assistance to the entire school community.

## **SPECIAL EDUCATION**

Naperville Community Consolidated School District 203 provides a full continuum of educational services and supports for students with disabilities who qualify under the Individual with Disabilities Act (IDEA). Services and support are individually designed by a team of individuals most familiar with the educational needs of the student (IEP team), and in accordance with federal and state laws. Students may be referred for a special education evaluation by their parents or any member of the school team. If you suspect your child has a disability which requires special education and related services, please submit a letter identifying your concerns to your child's principal.

## **STUDENT MESSAGES/ ITEMS DROPPED OFF**

Please call the main office if you need to get a message to your student during the school day. We will make every effort to get the message to the student as soon as possible. We strive not to interrupt class to call down students.

Students are encouraged to develop routines which provide time to ensure they bring all necessary books, papers, lunches, etc. to school each day. Should there be an occasion when it is necessary to drop something off for a student, parents should sign in at the greeter's desk, place the item in the appropriate grade level bin and write their student's name on the dry erase board above. If the item(s) are monetary in nature or small in size, it should be dropped off in the main office. If students are expecting something to be dropped off they should check the board for their name during passing periods.

### **STUDENT SERVICES**

Each student is assigned a counselor who works with the student in a variety of ways. The counselors, school social worker and school psychologist are concerned with students' orientation to school, the adjustments of individuals to the total school setting, and the development of maturity, responsibility, and a good self-concept. Students may see the counselors by requesting an appointment.

### **TALK 203**

Talk203 is the district's way of communicating with families via the internet and telephone. Families registered in the district receive information via this service pertaining to the district and to their school. Please be sure to provide your current email address and phone number on all registration forms, and call the school's main office if there is a change thereafter. Please check the school website for more information.

Since Talk203 is tied to our Student Information System, any parent who has provided a phone number and an email address to the District during the student registration process will automatically be included in the database to receive Talk203 messages. If you did not provide an email address at registration, you may be added to the system (or change your existing information) by logging into your Infinite Campus account. Instructions are found on the Infinite Campus page, accessible from the homepage of the District website: [www.naperville203.org](http://www.naperville203.org).

Community members may also sign up to receive district-wide Talk203 messages by clicking on the Talk203 for Community Members button, also found on the right side of District 203's homepage.

### **D203 TECHNOLOGY/ACCEPTABLE USE POLICY**

#### **Acceptable Use**

Policy 6:235 – Authorization for Use of Computers and Electronic Networks District 203 is committed to educational excellence. Students need to collect and synthesize information from a variety of digital sources, as well as collaborate and communicate with peers and colleagues in a global community. The District will assist students in developing the skills and knowledge to navigate this rapidly-changing world. Additionally, the District will reinforce the ideals of digital citizenship and what it means to access various devices, tools, networks, technologies and apply the Internet responsibly. This document pertains to any and all district-issued “computers,” “electronic devices,” “mobile devices,” and each of these is interchangeable for the purposes of this policy exhibit. The contents of this exhibit and authorization forms are aligned with the District Policy 6:235, Access to District Computers and Electronic Networks to promote the appropriate and responsible use of technology in support of the District's mission and goals. Additionally, other relevant District policies play a role in the successful use of District computers and electronic networks, including but not limited to: 6:235 AP-1 on Acceptable Use of District Computers and Electronic Networks and 7:180 on Preventing Bullying, Intimidation, and Harassment. Any employee, student, or other individual engaged in activity that involves the use of the District's electronic resources (systems and/or network and/or district-issued computer (or personal computer for school use)) must comply with the established Board of Education policies as well as these supplemental guidelines and all relevant state and federal laws. Said laws and policies are subject to change without notice.

Naperville 203 requires signatures from all students at all levels as well as from parents/guardians of students from Early Childhood through 8th grade before any electronic device is assigned to a student and/or brought home by a student.

#### **Acceptable Use Guidelines**

### **PARENT/GUARDIAN RESPONSIBILITIES and PERMISSION for DISTRICT 203-ISSUED DEVICES**

1. I understand that any District issued device is to be used as a tool for learning and that my student will comply with the Principles of Good Digital Citizenship and the Naperville Community Unit School District 203 Acceptable Use Guidelines as stated below and signed during enrollment.
2. I will ensure the safe and timely return of devices, consistent with procedures for end of year collection or if we transfer to another District.
3. I understand that I am financially responsible for any malicious or willful damage to a Naperville 203 device that is not considered normal wear and tear.
4. I understand that the District reserves its right to manage content, implement security measures, upgrade operating systems, change user permissions or device settings, disable accounts or take any other administrative or security steps necessary.
5. I understand that my student may lose privileges if the device is continuously damaged, brought to school sporadically, or if the device is not properly charged for the school day.
6. I understand that if the device breaks we should not attempt to fix it on our own and that it should be brought to the attention of the school's Computer Support Associate immediately.
7. I understand that the District will not provide software or program licenses for use at home or on personally owned computers, and that the use of non-District or personal computing devices is prohibited.
8. I understand that the device may be fixed with tracking software and that content can be monitored, erased, or locked by District administration.
9. I understand that the District provides software that filters Internet access. I also understand that due to the constantly changing availability of Internet content, websites and website addresses, not all objectionable material may be filtered immediately and I will ensure that the use of this device will remain in compliance with Good Digital Citizenship and these Acceptable Use Guidelines.
10. I understand that the intentional circumventing of filters, security systems, loading of unapproved software, alternate Internet browsers, operating systems, proxy bypass mechanisms or rogue/malicious software constitutes a willful disregard for the principles of Good Digital Citizenship and a broken promise made by my signature on these Acceptable Use Guidelines. I understand that these actions may also place the District in a state of non-compliance with federal regulations such as Children's Internet Protection Act (CIPA) and Children's On-Line Privacy and Protection Act (COPPA) and is an immediate cause for disciplinary action and potential confiscation of the device.
11. I understand that my student should follow all parameters that individual teachers set for daily use.
12. I understand that Naperville Community Unit School District 203 is not liable for damages that may be caused by the intentional misuse of the device, or its use in a manner contrary to these Acceptable Use Guidelines.

#### **STUDENT RESPONSIBILITIES and PERMISSION for DISTRICT 203-ISSUED DEVICES**

1. I agree to read and abide by these Acceptable Use Guidelines as determined by Naperville Community Unit School District 203.
2. I agree to abide by the principles of Good Digital Citizenship.
3. I will use my device in the appropriate manner and for educational purposes.
4. I agree to charge my device at home and come to school each day with a fully-charged device.
5. I will not intentionally throw, drop, or damage my device in any way, and exercise care when transporting it in my backpack.
6. I understand that I am responsible for the security of my device. When not in use, I will keep my device secure and stored properly.
7. I will not give my device to another student for his or her use, login to my account on another student's device or use another student's account or password.
8. I will not personalize or deface my device in any way (stickers, marker, etchings, etc.)
9. I will not share my personal user information or passwords with anyone.
10. I agree to return the District-issued device in good condition, fully charged, at the end of the semester or school year as determined by individual schools.
11. I understand that it is my responsibility to save my work often and that malfunctions or forgetting the device at home are not acceptable reasons for not having assignments completed on time.
12. I will only connect to District provided wireless (Wi-Fi) facilities when using my device in school or on Campus. I understand that this promise means I will not use personal cell phone hotspots or other non-District provided products for wireless (Wi-Fi) connectivity when using my device in school or on Campus.

13. I understand that the District provides software that filters Internet access. I also understand that due to the constantly changing availability of Internet content, websites and website addresses, not all objectionable material may be filtered immediately by this software and I will use my device within the principles of Good Digital Citizenship and these Acceptable Use Guidelines.
14. I understand that if I try to bypass filters, security systems, load unapproved software, alternate Internet browsers, operating systems, proxy bypass mechanisms or other rogue/malicious software programs, applications or extensions, it means that I intentionally disregarded the principles of Good Digital Citizenship, broke the promise made by my signature on these Acceptable Use Guidelines and have chosen to behave in an unethical manner. I understand that consequences for these actions are serious, and an immediate cause for disciplinary action and potential confiscation of my device.
15. If I use my device for a special project or purpose with permission to work in a manner that may not be filtered in part or whole by District Internet filters, I promise to use this device within the principles of Good Digital Citizenship and these Acceptable Use Guidelines.

### **TESTING**

District 203 administers several batteries of standardized tests to junior high students in order to assess students' achievement and aptitude, as well as to assist in determining placement in special programs and classes. Families will be notified in advance of specific dates.

### **TEXTBOOK**

The student is responsible for keeping textbooks and other issued materials in the same physical condition, as they were when he/she received them except for normal wear. We ask that students cover the book and handle them with care throughout the year. Fines are assessed for damaged and lost textbooks.

### **VIDEO CAMERAS AND/OR MONITORS**

To assist in maintaining security and to deter inappropriate conduct, the School District may position video cameras and/or monitors in public areas of school property, such as hallways, stairwells, gymnasium, cafeteria, school buses, and exterior locations of school buildings. Appropriate disciplinary action may be taken for misconduct which is recorded or observed from the cameras and/or monitors.

### **VIDEO TAPING AND PHOTOGRAPHING OF STUDENTS**

During the course of the school year, you will be involved in many school activities that may be captured on video or photographed for sharing and/or placement of the school website or in District publications. Videotaping and photographing of children in special education settings for non-educational purposes will be authorized only with parent consent. Outside of special education settings, students may be videotaped or photographed by parents, observers, school employees, students, and news media personnel from time to time while participating in school activities. If your parents desire that you not be videotaped or photographed in these circumstances (outside of special education settings), please be sure to have them sign the Permissions Denial form that is sent annually in the registration packet and return it to the school. This form also provides for exclusion of family contact information (address and phone number) in the Home and School Directory. The Permissions Denial form must be signed and submitted to the principal at the beginning of each school year to avoid any misunderstandings. The form may be accessed on the District 203 website at the following link: <http://www.naperville203.org/assets/PermissionsDenialForm%2Epdf>.

### **VISITORS**

All visitors will be required to produce a state issued ID which will be screened to ensure student safety. A visitor's badge will be issued upon entrance to the building and must be worn throughout their visit and turned-in upon exiting the building. Due to the tremendous responsibility to staff and liability to the school district, students who are not enrolled at Washington Junior High School can no longer be approved as "guests" unless their visit has been prearranged with a teacher.

### **Notice of Non-Discrimination**

Naperville Community Unit School District 203 is in compliance with the U.S. Civil Rights Act of 1964 and the Title IX Educational Amendments of 1972, Park 86. The school district does not discriminate on the basis of race, color, religion, national origin, ancestry, unfavorable discharge from military service, sex, age or disability in its programs and activities and provides equal access to the Boy Scouts

and other designated youth groups. Naperville Community Unit School District 203 is also an Equal Opportunity Employer. The following employees have been designated to handle inquiries regarding the non-discrimination policies:

District Title IX Coordinator

Executive Director of Diversity & Inclusion

203 W. Hillside Rd

Naperville, IL 60540

(630) 328-5800

District Section 504/ADA Coordinator

Assistant Superintendent for Student Services

203 W. Hillside Rd

Naperville, IL 60540

(630) 420-6465

For further information on notice of non-discrimination, visit <https://www2.ed.gov/about/offices/list/ocr/complaintintro.html> or call 1-800-421-3481.

In response to 34 CFR Part 106.45(b)(10) of the 2020 Title IX Regulations that mandates the public sharing of materials used to train school and college Title IX team members. Naperville 203 is utilizing the training materials available: <https://www.naperville203.org/domain/1377>

## **7:140 Search and Seizure**

To maintain order and security in the schools, school authorities are authorized to conduct reasonable searches of school property and equipment, as well as students and their personal effects. "School authorities" includes school liaison police officers.

### School Property and Equipment as well as Personal Effects Left There by Students

School authorities may inspect and search school property and equipment owned or controlled by the school (such as, lockers, desks, and parking lots), as well as personal effects left there by a student, without notice to or the consent of the student. Students have no reasonable expectation of privacy in these places or areas or in their personal effects left there.

The Superintendent may request the assistance of law enforcement officials to conduct inspections and searches of lockers, desks, parking lots, and other school property and equipment for illegal drugs, weapons, or other illegal or dangerous substances or materials, including searches conducted through the use of specially trained dogs.

### Students

School authorities may search a student and/or the student's personal effects in the student's possession (such as, purses, wallets, knapsacks, book bags, lunch boxes, etc.) when there is a reasonable ground for suspecting that the search will produce evidence the particular student has violated or is violating either the law or the District's student conduct rules. The search itself must be conducted in a manner that is reasonably related to its objectives and not excessively intrusive in light of the student's age and sex, and the nature of the infraction.

When feasible, the search should be conducted as follows:

1. Outside the view of others, including students;
2. In the presence of a school administrator or adult witness, and
3. By a certificated employee or liaison police officer of the same sex as the student.

Immediately following a search, a written report shall be made by the school authority who conducted the search, and given to the Superintendent. The parent(s)/guardian(s) of the student shall be notified of the search as soon as possible.

### Seizure of Property

If a search produces evidence that the student has violated or is violating either the law or the District's policies or rules, such evidence may be seized and impounded by school authorities, and disciplinary action may be taken. When appropriate, such evidence may be transferred to law enforcement authorities.

### Video Cameras and/or Monitors

To assist in maintaining security and to deter inappropriate conduct, the School District may position video cameras and/or monitors in public areas of school property, such as hallways, stairwells, gymnasium, cafeteria, school buses, and exterior locations of school buildings. Appropriate disciplinary action may be taken for misconduct which is recorded or observed from the cameras and/or monitors.

### Notification Regarding Student Accounts or Profiles on Social Networking Websites

The Superintendent or designee shall notify students and their parents/guardians of each of the following in accordance with the Right to Privacy in the School Setting Act, 105 ILCS 75/:

1. School officials may not request or require a student or his or parent/guardian to provide a password or other related account information to gain access to the student's account or profile on a social networking website.
2. School officials may conduct an investigation or require a student to cooperate in an investigation if there is specific information about activity on the student's account on a social networking website that violates a school disciplinary rule or policy. In the course of an investigation, the student may be required to share the content that is reported in order to allow school officials to make a factual determination.

## LEGAL REF:

105 ILCS 5/10-20.14, 5/10-22.6, and 105 ILCS 5/22.10a

Right to Privacy in the School Setting Act, 105 ILCS 75/.

Cornfield v. Consolidated High School Dist. No. 230, 991 F.2d 1316 (7th Cir. 1993).

People v. Dilworth, 661 N.E. 2d 310 (Ill., 1996), *cert. denied*, 116 S.Ct. 1692 (1996).

People v. Pruitt, 662 N.E. 2d 540 (Ill. App. 1, 1996), *app. denied*, 667 N.E. 2d 1061 (Ill. App. 1, 1996).

T.L.O. v. New Jersey, 105 S.Ct. 733 (1985).

Vernonia School Dist. 47J v. Acton, 115 S.Ct. 2386 (1995).

Safford Unified School Dist No. 1 v. Redding, 129 S. Ct. 2633 (2009).

CROSS REF: 7:130 (rights and responsibilities), 7:150 (police interrogation), 7:190 (student discipline)

ADOPTED: October 7, 1996

Revised: September 20, 2004

Revised: April 20, 2009

Revised: April 22, 2019

## **7:180 Preventing Bullying, Intimidation and Harassment**

Bullying, intimidation, and harassment diminish a student's ability to learn and a school's ability to educate. Preventing students from engaging in these disruptive behaviors and providing all students equal access to a safe, non-hostile environment are important District goals.

Bullying, intimidation or harassment of a student or staff member for any reason, including, but not limited to, on the basis of actual or perceived race, color, national origin, military status, unfavorable discharge status from the military service, sex, sexual orientation, gender identity, gender-related identity or expression, ancestry, age, religion, physical or mental disability, order of protection status, status of being homeless, or actual or potential marital or parental status, including pregnancy, association with a person or group with one or more of the aforementioned actual or perceived characteristics, or any other distinguishing characteristic through, but not limited to, verbal comments, racial, ethnic, religious or other slurs or threats, physical gestures or actions, the use of email, web sites, social networking sites, voice mail, or any other verbal, written or electronic communication, is prohibited in each of the following situations:

1. During any school-sponsored education program or activity.
2. While in school, on school property, on school buses or other school vehicles, at designated school bus stops waiting for the school bus, or at school-sponsored or school-sanctioned events or activities.
3. Through the transmission of information from a school computer, a school computer network, or other similar electronic school equipment.
4. Through the transmission of information from a computer that is accessed at a non-school-related location, activity, function, or program or from the use of technology or an electronic device that is not owned, leased, or used by the School District or school if the bullying causes a substantial disruption to the educational process or orderly operation of a school. This paragraph (item #4) applies only when a school administrator or teacher receives a report that bullying through this means has occurred; it does not require staff members to monitor any non-school related activity, function, or program.

### Definitions from Section 27-23.7 of the School Code (105 ILCS 5/27-23.7)

*Bullying* includes *cyber-bullying* and means any severe or pervasive physical or verbal act or conduct, including communications made in writing or electronically, directed toward a student or students that has or can be reasonably predicted to have the effect of one or more of the following:

1. Placing the student or students in reasonable fear of harm to the student's or students' person or property;
2. Causing a substantially detrimental effect on the student's or students' physical or mental health;
3. Substantially interfering with the student's or students' academic performance; or
4. Substantially interfering with the student's or students' ability to participate in or benefit from the services, activities, or privileges provided by a school.

*Cyber-bullying* means bullying through the use of technology or any electronic communication, including without limitation any transfer of signs, signals, writing, images, sounds, data, or intelligence of any nature transmitted in whole or in part by a wire, radio, electromagnetic system, photo-electronic system, or photo-optical system, including without limitation electronic mail, Internet communications, instant messages, or facsimile communications. *Cyber-bullying* includes the creation of a webpage or weblog in which the creator assumes the identity of another person or the knowing impersonation of another person as the author of posted content or messages if the creation or impersonation creates any of the effects enumerated in the definition of *bullying*. *Cyber-bullying* also includes the distribution by electronic



means of a communication to more than one person or the posting of material on an electronic medium that may be accessed by one or more persons if the distribution or posting creates any of the effects enumerated in the definition of *bullying*.

*Restorative measures* means a continuum of school-based alternatives to exclusionary discipline, such as suspensions and expulsions, that: (i) are adapted to the particular needs of the school and community, (ii) contribute to maintaining school safety, (iii) protect the integrity of a positive and productive learning climate, (iv) teach students the personal and interpersonal skills they will need to be successful in school and society, (v) serve to build and restore relationships among students, families, schools, and communities, and (vi) reduce the likelihood of future disruption by balancing accountability with an understanding of students' behavioral health needs in order to keep students in school.

*School personnel* means persons employed by, on contract with, or who volunteer in a school district, including without limitation school and school district administrators, teachers, school guidance counselors, school social workers, school counselors, school psychologists, school nurses, cafeteria workers, custodians, bus drivers, school resource officers, and security guards.

### Bullying Prevention and Response Plan

The Superintendent or designee shall develop and maintain a bullying prevention and response plan that advances the District's goal of providing all students with a safe learning environment free of bullying and harassment. This plan must be consistent with the requirements listed below; each numbered requirement, 1-12, corresponds with the same number in the list of required policy components in 105 ILCS 5/27-23.7(b) 1-12.

1. The District uses the definition of *bullying* as provided in this policy.
2. Bullying is contrary to State law and the policy of this District. However, nothing in the District's bullying prevention and response plan is intended to infringe upon any right to exercise free expression or the free exercise of religion or religiously based views protected under the First Amendment to the U.S. Constitution or under Section 3 of Article I of the Illinois Constitution.
3. Students are encouraged to immediately report bullying. A report may be made orally or in writing to the District Nondiscrimination Coordinator, Building Principal, Assistant Building Principal, Dean of Students, a District Complaint Manager, or any staff member with whom the student is comfortable speaking. Anyone, including staff members and parents/guardians, who has information about actual or threatened bullying is encouraged to report it to the District Complaint Manager or any staff member. Anonymous reports are also accepted.

#### Nondiscrimination Coordinator[LS1]

Chief Human Resources Officer

203 W. Hillside Road

Naperville, IL 60540

630.420.6300

#### Complaint Manager

Assistant Superintendent for Secondary Education

203 W. Hillside Road

Naperville, IL 60540

630.420.6300

Complaint Manager

Assistant Superintendent for Elementary Education

203 W. Hillside Road

Naperville, IL 60540

630.420.6300

4. Consistent with federal and State laws and rules governing student privacy rights, the Superintendent or designee shall promptly inform the parent(s)/guardian(s) of every student involved in an alleged incident of bullying and discuss, as appropriate, the availability of social work services, counseling, school psychological services, other interventions, and restorative measures.
5. The Superintendent or designee shall promptly investigate and address reports of bullying, by, among other things:
  - a. Making all reasonable efforts to complete the investigation within 10 school days after the date the report of a bullying incident was received and taking into consideration additional relevant information received during the course of the investigation about the reported bullying incident.
  - b. Involving appropriate school support personnel and other staff persons with knowledge, experience, and training on bullying prevention, as deemed appropriate, in the investigation process.
  - c. Notifying the Building Principal or school administrator or designee of the reported incident of bullying as soon as possible after the report is received.
  - d. Consistent with federal and State laws and rules governing student privacy rights, providing parents/guardians of the students who are parties to the investigation information about the investigation and an opportunity to meet with the Building Principal or school administrator or his or her designee to discuss the investigation, the findings of the investigation, and the actions taken to address the reported incident of bullying.

The Superintendent or designee shall investigate whether a reported incident of bullying is within the permissible scope of the District's jurisdiction and shall require that the District provide the victim with information regarding services that are available within the District and community, such as counseling, support services, and other programs.

6. The Superintendent or designee shall use interventions to address bullying, that may include, but are not limited to, school social work services, restorative measures, social-emotional skill building, counseling, school psychological services, and community-based services.
7. A reprisal or retaliation against any person who reports an act of bullying is prohibited. A student's act of reprisal or retaliation will be treated as *bullying* for purposes of determining any consequences or other appropriate remedial actions.
8. A student will not be punished for reporting bullying or supplying information, even if the District's investigation concludes that no bullying occurred. However, knowingly making a false accusation or providing knowingly false

information will be treated as *bullying* for purposes of determining any consequences or other appropriate remedial actions.

9. The District's bullying prevention and response plan must be based on the engagement of a range of school stakeholders, including students and parents/guardians.

10. The Superintendent or designee shall post this policy on the District's Internet website, if any, and include it in the student handbook, and, where applicable, post it where other policies, rules, and standards of conduct are currently posted. The policy must also be distributed annually to parents/guardians, students, and school personnel, including new employees when hired.

11. The Superintendent or designee shall assist the Board with its evaluation and assessment of this policy's outcomes and effectiveness. This process shall include, without limitation:

- a. The frequency of victimization;
- b. Student, staff, and family observations of safety at a school;
- c. Identification of areas of a school where bullying occurs;
- d. The types of bullying utilized; and
- e. Bystander intervention or participation.

The evaluation process may use relevant data and information that the District already collects for other purposes. The Superintendent or designee must post the information developed as a result of the policy evaluation on the District's website, or if a website is not available, the information must be provided to school administrators, Board members, school personnel, parents/guardians, and students.

12. The Superintendent or designee shall fully implement the Board policies, including without limitation, the following:

- a. 2:260, *Uniform Grievance Procedure*. A student may use this policy to complain about bullying.
- b. 2:265, Title IX Sexual Harassment Grievance Procedure. Any person may use this policy to complain about sexual harassment in violation of Title IX of the Education Amendments of 1972.
- c. 6:60, *Curriculum Content*. Bullying prevention and character instruction is provided in all grades in accordance with State law.
- d. 6:65, *Student Social and Emotional Development*. Student social and emotional development is incorporated into the District's educational program as required by State law.
- e. 6:235, *Access to Electronic Networks*. This policy states that the use of the District's electronic networks is limited to: (1) support of education and/or research, or (2) a legitimate business use.
- f. 7:20, *Harassment of Students Prohibited*. This policy prohibits *any* person from harassing, intimidating, or bullying a student based on an identified actual or perceived characteristic (the list of characteristics in 7:20 is the same as the list in this policy).
- g. 7:185, *Teen Dating Violence Prohibited*. This policy prohibits teen dating violence on school property, at school-sponsored activities, and in vehicles used for school-provided transportation.
- h. 7:190, *Student Behavior*. This policy prohibits, and provides consequences for, hazing, bullying, or other aggressive behaviors, or urging other students to engage in such conduct.
- i. 7:310, *Restrictions on Publications*. This policy prohibits students from and provides consequences for: (1) accessing and/or distributing at school any written, printed, or electronic material, including material from the

Internet, that will cause substantial disruption of the proper and orderly operation and discipline of the school or school activities, and (2) creating and/or distributing written, printed, or electronic material, including photographic material and blogs, that causes substantial disruption to school operations or interferes with the rights of other students or staff members.

LEGAL REF:

405 ILCS 49/, Children's Mental Health Act.

105 ILCS 5/10-20.14, 5/24-24, and 5/27-23.7.

23 Ill.Admin.Code §§1.240 and §1.280.

CROSS REF: 2:240 (Board Policy Development), 2:260 (Uniform Grievance Procedure), 4:170 (Safety), 5:230 (Maintaining Student Discipline), 6:60 (Curriculum Content), 6:65 (Student Social and Emotional Development), 6:235 (Access to Electronic Networks), 7:20 (Harassment of Students Prohibited), 7:185 (Teen Dating Violence Prohibited), 7:190 (Student Behavior), 7:220 (Bus Conduct), 7:230 (Misconduct by Students with Disabilities), 7:240 (Conduct Code for Participants in Extracurricular Activities), 7:285 (Food Allergy Management Program), 7:310 (Restrictions on Publications)

ADOPTED: February 2008

REVISED: March 2015

REVISED: May 2020

REVISED: April 19, 2021

Naperville Community Unit School District 203

## **7:190 Student Behavior**

### **Philosophy of Student Conduct**

The Board believes that student behavior should reflect standards of good citizenship. Students are expected to conduct themselves within the bounds set by the Board and, as hereby authorized, the administrative regulations set forth by the Superintendent or their designee.

The basic principles guiding student behavior are consideration for the rights and well-being of others, cooperation with all members of the school community (which includes staff, students, community members, Board and parents) and respect for oneself and others.

The Board believes in the dignity and uniqueness of each individual. To maintain a learning and work environment that is safe and promotes excellence in education, District 203 encourages respect for all persons and has established rules and guidelines to encourage positive, constructive and responsible student behavior and an environment conducive to learning. All members of the school community are responsible and obligated to familiarize themselves with the rules and guidelines governing student conduct.

The Board especially believes that, if staff, parent(s) or guardian(s), and students know and understand the expectations for student conduct and the consequences for not meeting these expectations, behavior issues in our schools will be reduced and a better educational environment will prevail.

The Board believes in the dignity and uniqueness of each individual. To maintain a learning and work environment that is safe and promotes excellence in education, District 203 encourages respect for all persons and has established rules that will not tolerate harassing, hazing, bullying or intimidating behavior. All members of the school staff share responsibility for maintaining good discipline and presenting positive role models. Behavior issues should be reported and handled promptly for the benefit of the student and the school. Recognizing that each situation is unique, and that administrative discretion is necessary, the goal is to implement the appropriate behavioral, disciplinary, and/or restorative intervention(s) needed to change the undesirable behavior and maintain an orderly school environment.

The best interest of the student and the welfare of others are the motivating forces behind this philosophy.

### Additional Interventions Related to Discipline Code

The District is concerned for the health, safety, and well-being of all students and recognizes that students' issues as they are manifested in school – specifically behavior, attendance, health, and academic issues - may impact their ability to learn.

The District recognizes these issues as legitimate educational concerns, and seeks to address them by offering support, and interventions. Forms of intervention, prevention and/or education may include observation of inappropriate behavior, intervention at appropriate levels, restorative measures, encouragement of professional assessment, referral, and support/aftercare.

### Substance Abuse

To ensure the highest standards of learning in the classroom, District staff will urge students to abstain from the use of illegal substances or drugs, alcohol or the misuse or abuse of prescription or non-prescription drugs, identify student behavior that may indicate such use and implement intervention or support services along with appropriate disciplinary action.

### When and Where Conduct Rules Apply

A student is subject to disciplinary action for engaging in prohibited student conduct, as described in the section with that name below, whenever the student's conduct is reasonably related to school or school activities, including, but not limited to:

1. On, or within sight of, school grounds before, during, or after school hours or at any time;
2. Off school grounds at a school-sponsored activity or event, or any activity or event that bears a reasonable relationship to school;
3. Traveling to or from school or a school activity, function, or event; or
4. Anywhere, if the conduct interferes with, disrupts, or adversely affects the school environment, school operations, or an educational function, including, but not limited to, conduct that may reasonably be considered to: (a) be a threat or an attempted intimidation of a staff member; or (b) endanger the health or safety of students., staff, or school property.

Administrators shall report suspected criminal violations to the Naperville or Lisle Police Departments or other law enforcement agencies, as appropriate and in accordance with the requirement of the Individuals with Disabilities Education Improvement Act of 2004.

### Prohibited Student Conduct

The Administration is authorized to impose discipline for gross disobedience or misconduct. The following examples of gross disobedience or misconduct in no way limit the Board's ability to discipline students for conduct, which is not specifically listed. In addition, prohibited conduct shall be interpreted to include either an actual commission of an offense or an attempt to commit an offense.

Prohibited conduct includes, but is not limited to:

1. Excessive tardiness.
2. Class and/or school truancy. Current city ordinances and State law regarding truancy will be strictly enforced by school officials.
3. Failure to follow student schedule.
4. Off campus violation during the school day. Once students arrive on campus they must remain on campus until the end of their scheduled school day unless authorized or approved by the building or District administration.
5. Violation of the disciplinary rules and regulations contained in the Student Handbook not otherwise covered in this policy.
6. Prohibited conduct or promotion of prohibited conduct on District property, at school sponsored activities, at a school bus stop, or as a school bus passenger.
7. Engaging in any activity on or off campus, that interferes with, disrupts, or adversely affects the school environment, school operations, the educational atmosphere, or an educational function, including but not limited to conduct that may reasonably be considered (a) a threat or an attempted intimidation of a staff member; or (b) endanger the health or safety of students, staff, or school property.
8. Damage resulting from misconduct; damage to school property or personal property of District employees, students or others; or criminal damage to property of any such persons. (Restitution will be required for any violation of this provision).
9. Unauthorized use of school property.
10. Entering school property or a school facility without proper authorization, or allowing an unauthorized individual to enter school property or a school facility.
11. Disregard for student parking regulations.
12. Posting of signs and /or other materials without administrative approval.
13. Gambling.
14. Forgery and/or falsifying information.
15. Engaging in academic dishonesty, including cheating, plagiarizing, wrongfully giving or receiving help during an academic examination, altering report cards, and wrongfully obtaining test copies or scores.
16. Theft, including taking the property of others without their permission or consent, possession of stolen items and possession of tools that are used to gain possession of another person's property.
17. Use of profane or obscene language.

18. Insubordination or disrespect toward Board members, administrators, teachers, custodial staff, secretarial staff, food service employees and all other District employees and volunteers.
19. Wearing or display of garments, objects, jewelry, or body art that disrupts the educational process, interferes with the maintenance of a positive teaching/learning climate, or compromises reasonable standards of health and safety.
20. Violation of Bus Conduct Policy or related Administrative Regulations.
21. Use of cellular phones and any other electronic communication devices from the beginning of the first class period until the end of the last class period unless authorized or approved by the building or District administration. For high school authorization, see student handbook.
22. Use of any electronic device including computers, tablets, telephones, cameras, or other electronic devices that have the ability to take, store, display, or send images, videos, audio recordings or text messages with embedded images on school grounds during the course of the school day in any manner that disrupts the educational environment or violates the rights of others including using the device to take photographs in locker rooms or bathrooms, cheat, or otherwise violate student conduct rules. Prohibited conduct includes, without limitation, creating, sending, sharing, viewing, receiving or possessing an indecent visual depiction of oneself or another person. Prohibited conduct also includes student behaviors in a remote or eLearning setting, which disrupts the educational environment, interferes with the learning of others or violates the rights of others.
23. Obtaining or gaining passwords, unapproved access to District's information network, computing systems and applications, solutions or components thereof through the use of social engineering, possession or use of hacking hardware or software or any other tools or applications that can be used maliciously and pose a threat to the District's information resources, systems or data, unless approved by teachers or building administrators.
24. Unauthorized or improper use of the District's information network, computing systems and applications, solutions or components thereof. This includes accessing technology related resources on any device connected to the District's information network by circumventing District security measures to gain access to non-approved or restricted web sites, systems and applications as well as violations of the *Access to Electronic Networks Policy 6.235*.
25. Performing manual or automated actions such as installing unapproved software, computer programs or routines that alter the normal functioning state of any District computing device or system.
26. Making an explicit threat on an Internet website against a school employee, a student, or any school-related personnel if the Internet website through which the threat was made is a site that was accessible within the school at the time the threat was made or was available to third parties who worked or studied within the school grounds at the time the threat was made, and the threat could be reasonably interpreted as threatening to the safety and security of the threatened



- individual because of their duties or employment status or status as a student inside the school.
27. Demonstrating aggressive behavior or behaviors that put the student at risk for aggressive behavior. Aggressive behavior is defined as conducts and behaviors towards others that appear to terrorize, intimidate or start fights.
  28. Fighting.
  29. Any action, including physical assault that threatens the well-being of Board members, District employees, students, volunteers, or other persons.
  30. Making or causing to be made a threat against the school, including but not limited to a bomb threat or a school shooting.
  31. Deliberately causing, attempting, or threatening to cause injury to another person.
  32. Possession of lighters, matches or other such materials.
  33. Possession or use of an explosive or incendiary device.
  34. Possession or use of fireworks (i.e. smoke bombs, stink vials, firecrackers, caps, etc.).
  35. Using, possessing, controlling, or transferring a weapon as that term is defined in the Weapons section of this policy, or violating the Weapons section of this policy.
  36. Participation in any unauthorized fraternity, sorority, or secret society, and/or gang activity. This includes, but is not limited to the display, wearing, or possession of contemporary gang identifiers, the use of gang hand signals, the solicitation of others for membership, and requesting payment of dues, insurance, or other forms of protection from individuals. This also includes intimidating, or threatening an individual or inciting others to participate in any form of physical violence involving a person or property.
  37. Use of derogatory comments which are often, but not always, associated with race, ethnicity, religion, gender, gender-identity, gender-related identity, sexual orientation, socioeconomic status, or physical differences.
  38. Hazing, aggressive or demeaning behavior that does or may result in physical, emotional or psychological harm to another or urging other students to engage in such conduct. Prohibited conduct specifically includes, without limitation, any use of violence, intimidation, force, noise, coercion, threats, stalking, harassment, sexual harassment, public humiliation, theft or destruction of property, retaliation, bullying, bullying using a school computer or a school computer network or other comparable conduct. Hazing is defined as requiring a student to perform an act for the purpose of induction or admission into any group, organization or society associated with District 203 if the act is not authorized by District 203 and the act results in bodily harm to the person.
  39. Harassment, of a student or staff member, which includes intimidation, threatening individuals or inciting the participation of others in such behavior for any reason including, but not limited to on the basis of actual or perceived: race; color; national origin; military status; unfavorable discharge status from military service; sex; sexual orientation; gender identity; gender-related identity or expression; ancestry; age; religion; physical or mental disability; order of

protection status; status of being homeless; actual or potential marital or parental status, including pregnancy; association with a person or group with one or more of the aforementioned actual or perceived characteristics; or any other distinguishing characteristic through, but not limited to, verbal comments, racial, ethnic, religious or other slurs or threats, physical gestures or actions, the use of email, web sites, social networking sites, voice mail, or any other verbal, written or electronic communication.

40. Bullying or cyber bullying, as defined in Board Policy 7:180.
41. Sexual harassment as defined under federal or State law. Refer to Administrative Regulation #7.20R for definitions of Sexual Harassment.
42. Engaging in any sexual activity, including without limitation, offensive touching, sexual harassment, indecent exposure (including mooning), and sexual assault. This does not include the non-disruptive: (a) expression of gender or sexual orientation or preference or (b) display of affection during non-instructional time.
43. Teen dating violence, as described in Board Policy 7:185.
44. Use, possession, transfer, purchase, sale or offer for sale of tobacco products or nicotine delivery device including but not limited to e-cigarettes/vaping devices.
45. Use, possession, distribution, transfer, purchase, sale, offer for sale, or abuse of: or being impaired by any alcoholic beverage. Students who are under the influence of an alcoholic beverage are treated as though they had alcohol in their possession.
46. Use, possession, distribution, transfer, purchase, sale, or offer for sale of:
  - a. Any illegal drug or controlled substance or cannabis (including marijuana, hashish, and medical cannabis), unless the student is authorized to be administered a medical cannabis infused product under *Ashley's Law*,
  - b. Any anabolic steroid unless it is being administered in accordance with a physician's or licensed practitioner's prescription.
  - c. Any performance-enhancing substance on the Illinois High School Association's most current banned substance list unless administered in accordance with a physician's or licensed practitioner's prescription.
  - d. Any prescription drug when not prescribed for the student by a physician or licensed practitioner, or when used in a manner inconsistent with the prescription or prescribing individual's instructions. The use or possession of medical cannabis, even by a student for whom the medical cannabis has been prescribed, is prohibited unless the student is authorized to be administered a medical cannabis infused product under *Ashley's Law*.
  - e. Any inhalant, regardless of whether it contains an illegal drug or controlled substance: (a) that a student believes is, or represents to be capable of, causing intoxication, hallucination, excitement, or dulling of the brain or nervous system; or (b) about which the student engaged in behavior that would lead a reasonable person to believe that the student intended the inhalant to cause intoxication, hallucination, excitement or dulling of the brain or nervous system. This prohibition does not apply to a student's use of asthma or other legally prescribed inhalant medications.

- f. Any substance inhaled, injected, smoked, consumed, or otherwise ingested or absorbed with the intention of causing a physiological or psychological change in the body, including without limitation, pure caffeine in table or powdered form.
  - g. Look-alike or counterfeit drugs, including a substance that is not prohibited by this policy, but one: (a) that a student believes to be, or represents to be, an illegal drug, controlled substance, or other substance that is prohibited by this policy; or (b) about which a student engaged in behavior that would lead a reasonable person to believe that the student expressly or impliedly represented to be an illegal drug, controlled substance, or other substance that is prohibited by this policy. Such a student may not possess, transfer, purchase, sell, offer for sale, or abuse cannabis, including marijuana, hashish and medical cannabis.
  - h. Drug paraphernalia, including devices that can be used to: (a) ingest, inhale or inject cannabis or controlled substances into the body; and (b) grow, process, store, or conceal cannabis or controlled substances.
47. Activating or causing to be activated a false fire alarm or disaster alarm.
48. Operating an unmanned aircraft system (UAS) or drone for any purpose on school grounds or at any school event unless granted permission by the Superintendent or designee.
49. Violating any criminal law, including but not limited to assault, battery, arson, theft, gambling, eavesdropping, vandalism, hazing and any activity prohibited by criminal law or municipal ordinance.

### Terminology Used in Prohibited Student Conduct

The term “intoxicant” includes any substance which is not properly prescribed and which, if used, is intended to produce an altered physical or mental state, including, for example, an inhalant, which produces a “high” such as pure caffeine in tablet or powder form.

The terms transfer, sale and purchase include any involvement in such activity or the attempt to conduct such activity.

The terms “possession” and “use” shall include possession or use by a student who has consumed, or is impaired by, or reasonably appears (such as through odor or behavior) to have consumed or be impaired by, any of the aforementioned substances, whether prior to entering school or at any school-sponsored event.

The term “possession” also includes having control, custody or care, currently or in the past, of an object or substance, including situations in which the item is (a) on the student’s person; (b) contained in another item belonging to, or under the control of, the student, such as in the student’s clothing, backpack, or automobile; (c) in a school’s student locker, desk, or other school property; or (d) at any location on school property or at a school-sponsored event.

## Weapons in School

The Board shall expel a student-who is determined to have brought a weapon to school, any school-sponsored activity or event, or any activity or event that bears a reasonable relationship to school shall be expelled for a period of not less than one calendar year, but not more than two calendar years. A “weapon” is defined as:

(1) A firearm, meaning any gun, rifle, shotgun, weapon as defined by Section 921 of Title 18 of the United States Code, firearm as defined in Section 1.1 of the Firearm Owners Identification Card Act, or firearm as defined in Section 24-1 of the Criminal Code of 1961.

(2) A knife, brass knuckles or other knuckle weapon regardless of its composition, a billy club, or any other object if used or attempted to be used to cause bodily harm, including “look alikes” of any firearm as defined in subdivision (1) of this subsection.

The prohibition concerning firearms applies even if (1) a student is licensed to carry a concealed firearm, or (2) a non-student visitor who is licensed to carry a concealed firearm stores a firearm in a locked vehicle in a school parking area.

The expulsion requirement under either paragraph one or two above may be modified by the Superintendent, and the Superintendent’s determination may be modified by the Board on a case-by-case basis. The Superintendent or designee may grant an exception to this prohibition upon the prior request of an adult supervisor, for students in theatre, cooking, ROTC, martial arts, and similar programs, whether or not school-sponsored, provided the item is not equipped, nor intended, to do bodily harm.

## Disciplinary Measures

Efforts, including the use of positive interventions restorative measures, and supports, shall be made to deter students, while at school or a school-related event, from engaging in aggressive behavior that may reasonably produce physical or psychological harm to someone else. The Superintendent or designee shall ensure that the parent/guardian of a student who engages in aggressive behavior is notified of the incident. The failure to provide such notification does not limit the Board’s authority to impose discipline, including suspension or expulsion for such behavior.

No disciplinary action shall be taken against any student that is based totally or in part on the refusal of the student’s parent/guardian to administer or consent to the administration of psychotropic or psychostimulant medication to the student.

School officials shall limit the number and duration of expulsions and out-of-school suspensions to the greatest extent practicable, and, where practicable and reasonable, shall consider forms of non-exclusionary discipline before using out-of-school

suspensions or expulsions. School personnel shall not advise or encourage students to drop out voluntarily due to behavioral or academic difficulties. Potential disciplinary measures include, without limitation, any of the following:

1. Notifying parent(s)/guardians(s)
2. Disciplinary conference.
3. Withholding or privileges.
4. Temporary removal from the classroom.
5. Return of property or restitution for lost, stolen, or damaged property.
6. In-school suspension. The building principal or designee shall ensure that the student is properly supervised.
7. After-school detention or Saturday detention provided the student's parent/guardian have been notified. If transportation arrangements cannot be agreed upon, an alternative disciplinary measure must be used. The student must be supervised by the detaining teacher or the building principal or designee.
8. Seizure of contraband; confiscation and temporary retention of personal property that was used to violate this policy or school disciplinary rules.
9. Suspension of bus riding privileges in accordance with Board policy 7:220, *Bus Conduct*.
10. Out-of-school suspensions from school and all school activities in accordance with Board policy 7:200, *Suspension Procedures*. A student who has been suspended will also be restricted from being on school grounds and at school activities.
11. Expulsion from school and all school activities for a definite period not to exceed 2 calendar years in accordance with Board policy 7:210, *Expulsion Procedures*. A student who has been expelled will also be restricted from being on school grounds and at school activities.
12. Transfer to an alternative program if the student is expelled or otherwise qualifies for the transfer under State law. The transfer shall be in the manner provided in Article 13A or 13B of the School Code, in accordance with Board Policy 9:215, *Alternative Placement Procedures*. A student must not be denied transfer because of the expulsion, except where the transfer would cause a threat to the safety of the students or staff in the alternative program.
13. Notifying juvenile authorities or other law enforcement whenever the conduct involves criminal activity, including but not limited to, illegal drugs (controlled substances), "look-alikes," alcohol, or weapons or in other circumstances as authorized by the reciprocal reporting agreement between the District and local law enforcement agencies.

The above list of disciplinary measures is a range of options that will not always be applicable in every case. In some circumstances, it may not be possible to avoid suspending or expelling a student because behavioral interventions, other than a suspension and expulsion, will not be appropriate and available, and the only reasonable and practical way to resolve the threat and/or address the safety issue or disruption is a suspension or expulsion

Students enrolled in the District's State-funded preschool program(s) may be temporarily removed or transitioned to a new program in accordance with federal and State law. State law prohibits the expulsion of students from the program(s).

Corporal punishment is prohibited. Corporal punishment is defined as slapping, paddling, or prolonged maintenance of students in physically painful positions, or intentional infliction of bodily harm. Corporal punishment does not include reasonable force as needed to maintain safety for students, staff, or other persons, or for the purpose of self-defense or defense of property.

Neither isolated time out, time out, nor physical restraint shall be used to discipline or punish a student. These methods are only authorized for use as permitted in [105 ILCS 5/10-20.33](#), State Board of Education rules ([23 Ill.Admin.Code §§ 1.280, 1.285](#)), and the District's procedure(s).

#### Re-Engagement of Returning Students

The Superintendent or designee shall maintain a process to facilitate the re-engagement of students who are returning from an out-of-school suspension, expulsion, or an alternative school setting. The goal of re-engagement shall be to support the student's ability to be successful in school following a period of exclusionary discipline and shall include the opportunity for students who have been suspended to complete or make up work for equivalent academic credit.

#### Early Identification – Aggressive Behavior

Any school staff member, who identifies a student as having demonstrated aggressive behavior, or behaviors that put the student at risk for aggressive behavior, shall refer the student to the building administrator. The building administrator shall establish procedures by which teachers may refer such a student. The building administrator shall determine whether the conduct and behavior of the student are of such a nature and degree that the student is at risk for aggressive behavior. The building administrator shall promptly notify the student's parents/guardian of the referral and shall attempt to schedule a parent-teacher conference to discuss the referral and to recommend such available intervention procedures as are deemed reasonably appropriate.

#### Required Notices

A school staff member shall immediately notify the building principal as soon as possible in the event that they (1) observe any person in possession of a firearm on or around school grounds, however, such action may be delayed if immediate notice would endanger students under their supervision, (2) observes or has reason to suspect that any person on school grounds is or was involved in a drug-related incident, (3) observes a battery committed against any staff member, or (4) observes hazing of a student that

results in bodily harm. If the hazing results in great bodily harm or death, the school staff member shall immediately notify law enforcement and then the building principal or Superintendent. Such action may be delayed if immediate notice would endanger students under their supervision.

Upon receiving such a report, the building principal or designee shall immediately notify the student's parent(s)/guardian(s), the State Police and the local law enforcement agency in accordance with the Individuals with Disabilities Education Improvement Act.

#### Reciprocal Reporting

The Superintendent is authorized to follow the provisions of the School Code of Illinois to create administrative regulations, which include guideline procedures to establish and maintain a reciprocal reporting system between the District and local law enforcement agencies regarding criminal offenses committed by students.

#### Delegation of Authority

Each teacher, and any other school personnel when students are under their charge, is authorized to impose any disciplinary measure, other than suspension, expulsion, corporal punishment, or in-school suspension, that is appropriate and in accordance with the policies and rules on student discipline. Teachers, other certificated (licensed) education employees, and other persons providing a related service for or with respect to a student, may use reasonable force as needed to maintain safety for other students, school personnel, or other persons or for the purpose of self-defense or defense of property. Teachers may temporarily remove students from a classroom for disruptive behavior.

The Superintendent, Building Principal, Assistant Building Principal, or Dean of Students is authorized to impose the same disciplinary measures as teachers and may suspend students guilty of gross disobedience or misconduct from school (including all school functions) and from riding the school bus, up to ten consecutive school days, provided the appropriate procedures are followed. The Board may suspend a student from riding the bus in excess of ten school days for safety reasons.

The Board directs the Superintendent to provide an annual report on student discipline data, specifically on disparities and the development of a metric based plan to decrease disparities including but not limited to the following subgroups; low income, special education/504, gender and/or race.

## Student Handbook

A student handbook, including the District disciplinary policies and rules, shall be distributed to the students' parents/guardians within 15 days of the beginning of the school year or a student's enrollment. Within the first week of school, the student discipline policy and description of prohibited conduct will be reviewed with the students. Students will be required to sign a receipt for the handbook.

### LEGAL REF.:

Gun-Free Schools Act, [20 U.S.C. § 7961](#) *et seq.*

Pro-Children Act of 1994, [20 U.S.C. §6081](#).

[105 ILCS 5/2.371\(a\)\(7\)](#), [5/10-20.14](#), [5/10-21.10](#), [5/10-22.6](#), [5/10-27.1A](#), [5/10-27.1B](#), [5/24-24](#), [5/31-3](#), [410 ILCS 130/](#), [410 ILCS 647](#), and [420 ILCS 66/](#).

23 Ill. Admin. Code [§1.280](#) and §1.285

[720 ILCS 5/12-10](#)

[710 ILCS 5/12-10.1](#)

[720ILCS 5/12C-50.1\(b\)](#)

CROSS REF.: 2:150 (committees), 2:240 (board policy development), 5.230 (maintaining student discipline), 6:110 (truant's programs), 6:235 (access to electronic networks), 7:20 (harassment of students prohibited), 7:70(truancy), 7:130 (student rights and responsibilities), 7:140 (search and seizure), 7:150 (police interrogation), 7:160 (student appearance), 7:170 (vandalism), 7:180 (bullying, intimidation and harassment), 7:183 (open campus/lunch), 7:185 (teen dating violence), 7:200 (suspension procedure), 7:210 (expulsion procedures), 7:215 (alternative placement procedures), 7:220 (bus conduct), 7:230 (student with disabilities), 7:240 (high school co-curricular code), 7:270 (administering medication to students), 8:30 (conduct on school property).

ADOPTED: May 7, 1997

Revised: April 19, 2010

Revised: April 18, 2011

Revised: April 6, 2012

Revised: April 15, 2013

Revised: April 21, 2014

Revised: April 20, 2015

Revised: May 16, 2016

Reviewed: April 17, 2017

Revised: April 23, 2018



Revised: April 22, 2019  
Revised: December 16, 2019  
Revised: May 19, 2020  
Revised: June 7, 2021  
Revised: May 16, 2022

### **Harassment of Students Prohibited**

No person, including a School District employee or agent, or student, shall harass, intimidate, or bully a student on the basis of actual or perceived: race; color; national origin; military status; unfavorable discharge status from military service; sex; sexual orientation; gender identity gender-related identity or expression; ancestry; age; religion; physical or mental disability; order of protection status; status of being homeless; actual or potential marital or parental status, including pregnancy; association with a person or group with one or more of the aforementioned actual or perceived characteristics; or any other distinguishing characteristic. The District will not tolerate harassing, intimidating conduct, or bullying whether verbal, physical, sexual, or visual, that affects the tangible benefits of education, that unreasonably interferes with a student's educational performance, or that creates an intimidating, hostile, or offensive educational environment. Examples of prohibited conduct include name-calling, using derogatory slurs, stalking, sexual violence, causing psychological harm, threatening or causing physical harm, threatened or actual destruction of property, or wearing or possessing items depicting or implying hatred or prejudice of one of the characteristics stated above.

### **Sexual Harassment Prohibited**

The District shall provide an educational environment free of verbal, physical, or other conduct or communications constituting harassment on the basis of sex as defined and otherwise prohibited by State and federal law. See policies 2:265, *Title IX Sexual Harassment Grievance Procedure*, 2:260, *Uniform Grievance Procedure*, and 7:180, *Prevention of and Response to Bullying, Intimidation and Harassment*.

### **Making a Report or Complaint**

Students are encouraged to promptly report claims or incidences of bullying, intimidation, harassment, sexual harassment, or any other prohibited conduct to the Nondiscrimination Coordinator, Building Principal, Assistant Building Principal, Dean of Students, a Complaint Manager, or any employee with whom the student is comfortable speaking. A student may choose to report to an employee of the student's same gender.

Upon receipt of a report, the Nondiscrimination Coordinator and/or Complaint Manager shall process and review the report according to the appropriate grievance procedure. The Superintendent shall insert into this policy the names, office addresses, email addresses, and telephone numbers of the District's current Nondiscrimination Coordinator and Complaint Managers. The Nondiscrimination Coordinator also serves as the District's Title IX Coordinator.

### **Nondiscrimination Coordinator:**

Chief Human Resources Officer

---

Name

203 West Hillside Road Naperville, IL 60540

---

Address

---

Email

630-420-6300

---

---

Telephone

**Complaint Managers:**

Assistant Superintendent of Secondary Education

Assistant Superintendent of Elementary Education

---

Name

203 West Hillside Road, Naperville, IL 60540

---

Name

203 West Hillside Rd, Naperville, IL 60540

---

Address

---

Address

---

Email

630-420-6300

---

Email

630-420-6300

---

Telephone

---

Telephone

The Superintendent shall use reasonable measures to inform staff members and students of this policy by including:

1. For students, age-appropriate information about the contents of this policy in the District's student handbook(s), on the District's website, and, if applicable, in any other areas where policies, rules, and standards of conduct are otherwise posted in each school.
2. For staff members, this policy is in the appropriate employee handbook(s), if applicable, and/or in any other areas where policies, rules, and standards of conduct are otherwise made available to staff.

**Investigation Process**

Any District employee who receives a report or complaint of harassment must promptly forward the report or complaint to the Nondiscrimination Coordinator or a Complaint Manager. Any employee who fails to promptly comply may be disciplined, up to and including discharge.

Reports and complaints of harassment will be confidential to the greatest extent practicable, subject to the District's duty to investigate and maintain an educational environment that is productive, respectful, and free of unlawful discrimination, including harassment.

For any report or complaint alleging sexual harassment that, if true, would implicate Title IX of the Education Amendments of 1972 (20 U.S.C. §1681 et seq.), the Nondiscrimination Coordinator or designee shall consider whether action under policy 2:265, *Title IX Sexual Harassment Grievance Procedure*, should be initiated.

For any other alleged student harassment that does not require action under policy 2:265, *Title IX Sexual Harassment Grievance Procedure*, the Nondiscrimination Coordinator or a Complaint Manager or designee shall consider whether an investigation under policies 2:260, *Uniform Grievance Procedure*, 7:180 *Prevention of and Response to Bullying Intimidation and*

*Harassment*, 7:190, *Student Behavior*, or any other relevant Board policy should be initiated, regardless of whether a written report or complaint is filed.

#### Reports That Involve Alleged Incidents of Sexual Abuse of a Child by School Personnel

An *alleged incident of sexual abuse* is an incident of sexual abuse of a child, as defined in 720 ILCS 5/11-9.1A(b), that is alleged to have been perpetrated by school personnel, including a school vendor or volunteer, that occurred: on school grounds during a school activity; or outside of school grounds or not during a school activity.

Any complaint alleging an incident of sexual abuse shall be processed and reviewed according to policy 5:90, *Abused and Neglected Child Reporting*. In addition to reporting the suspected abuse, the complaint shall also be processed under policy 2:265, *Title IX Sexual Harassment Grievance Procedure*, policy 2:260, *Uniform Grievance Procedure* or other applicable Board policy or procedure.

#### Enforcement

Any District employee who is determined, after an investigation, to have engaged in conduct prohibited by this policy will be subject to disciplinary action up to and including discharge. Any third party who is determined, after an investigation, to have engaged in conduct prohibited by this policy will be addressed in accordance with the authority of the Board in the context of the relationship of the third party to the District, e.g., vendor, parent, invitee, etc. Any District student who is determined, after an investigation, to have engaged in conduct prohibited by this policy will be subject to disciplinary action, including but not limited to, suspension and expulsion consistent with the Student Behavior policy(7.190.) Any person making a knowingly false accusation regarding prohibited conduct will likewise be subject to disciplinary action.

#### Retaliation Prohibited

Retaliation against any person for bringing complaints or providing information about harassment is prohibited (see policies 2:260, *Uniform Grievance Procedure*, 2:265, *Title IX Sexual Harassment Grievance Procedure*, and 7:180 *Prevention of and Response to Bullying, Intimidation, and Harassment*).

Students should report allegations of retaliation to the Building Principal, an administrator, the Nondiscrimination Coordinator, and/or a Complaint Manager.

LEGAL REF: 20 U.S.C. §1681 *et seq.*, Title IX of the Educational Amendments of 1972; 34 C.F.R. Part 106.

105 ILCS 5/10-20.12, 10-22.5, 5/27-1, and 5/27-23.7.

775 ILCS 5/1-101 *et seq.*, Illinois Human Rights Act.

23 Ill.Admin.Code §1.240 and Part 200.

Davis v. Monroe County Bd. of Educ., 526 U.S. 629 (1999).

Franklin v. Gwinnett Co. Public Schs., 503 U.S. 60 (1992).

Gebser v. Lago Vista Independent Sch. Dist., 524 U.S. 274 (1998).

West v. Derby Unified Sch. Dist. No. 260, 206 F.3d 1358 (10th Cir. 2000).

CROSS REF: 2:260 (Uniform Grievance Procedure), 2:265 (Title IX Sexual Harassment Grievance Procedure), 5:20 (Workplace Harassment Prohibited), 5:90 (Abused and Neglected Child Reporting), 7:10 (Equal Educational Opportunities), 7:180 (Prevention of and Response to Bullying, Intimidation, and Harassment), 7:185 (Teen Dating Violence Prohibited), 7:190 (Student Behavior), 7:240 (Conduct Code for Participants in Extracurricular Activities)

Revised: April 19, 2021

# Washington Integrity Code

Integrity: The quality of being honest, respectful, and responsible, even when no one is watching.

Follow the Code: The Washington Integrity Code asks students to have integrity in all that they do. The types of integrity that we promote at Washington are Personal, Academic, Wildcat (community), and Social. The Washington Integrity Code is easily remembered by the acronym P.A.W.S. The student support staff (Counselors, Psychologist, and Social Workers) teaches monthly P.A.W.S. lessons that cover a variety of topics that fall under the four types of integrity.

## P.A.W.S. Schedule

Our monthly P.A.W.S. lessons will typically occur on the 2<sup>nd</sup> Tuesday of each month for all grade levels.

September 13th

October- SOS lessons

November 15th

December 13th

January 10th

February 14th

March 14th

April- State Testing

May 9th



The Code: Learn it. Live it.

# HA - HA - SO STRATEGIES

	<i>strategies</i>	<i>tips for target</i>	<i>tips for bystander</i>
<b>H</b>	<u>Help</u> - seek assistance from an adult, friend or peer	<ul style="list-style-type: none"> <li>Know sources of help at school (teachers, counselors, principals, friends, etc)</li> <li>Know different ways to get help (leave a note, go in a group, e-mail, etc)</li> </ul>	<ul style="list-style-type: none"> <li>Seek assistance from an adult when situation is too serious for you to help or when strategies are not working</li> <li>Go with the target to speak with an adult if they do not want to go on their own</li> </ul>
<b>A</b>	<u>Assert</u> - make assertive statements to the bully addressing your feelings about the bully's behavior	<ul style="list-style-type: none"> <li>Do not use with severe bullying</li> <li>Look the bully straight in the eye</li> <li>Use "I" Statements, like "I don't like it when you pull on my backpack."</li> <li>Make assertive statement and walk away, like "stop talking about me behind my back."</li> </ul>	<ul style="list-style-type: none"> <li>Make assertive statements to the bully on behalf of the target Examples: I don't like it when you _____ to that person. You shouldn't treat other people that way.</li> <li>Give the target suggestions for assertive statements they can use</li> </ul>
<b>H</b>	<u>Humor</u> - use humor to de-escalate a situation	<ul style="list-style-type: none"> <li>Use humor in a positive way</li> <li>Make sure the joke is about what the bully said, not about the bully</li> <li>Make statement and leave the situation Example: When insulted about hairstyle, say "Gee, I didn't know you cared enough to notice"</li> </ul>	<ul style="list-style-type: none"> <li>Use humor to make fun of yourself so it takes the focus off of the target Example: If you think they are strange, I must be really out there</li> </ul>
<b>A</b>	<u>Avoid</u> - walk away or avoid certain places in order to avoid a bullying situation	<ul style="list-style-type: none"> <li>Good to use when you are alone</li> <li>Avoid places where bully hangs out</li> <li>Join with others rather than be alone</li> <li>Keep a journal of where and when situations happen to know how to change your schedule</li> </ul>	<ul style="list-style-type: none"> <li>Ask the target when and where they have been bullied - offer to be with them at those times</li> </ul>
<b>S</b>	<u>Self-talk</u> - use positive self-talk to maintain positive self-esteem during a bullying situation	<ul style="list-style-type: none"> <li>Think positive statements about self and accomplishments - make a positive journal</li> <li>Rehearse mental statements to say to yourself to avoid being hooked by the bully Examples: "It's their problem," "They don't know what they are talking about," or "I know I am smart"</li> </ul>	<ul style="list-style-type: none"> <li>Say positive things to the target to boost their self-esteem</li> <li>Write them positive notes that they can read when they are down</li> <li>Encourage them to not listen to what they bully is saying</li> </ul>
<b>O</b>	<u>Own It</u> - own the put-down or belittling comment in order to diffuse it	<ul style="list-style-type: none"> <li>Agree with the bully and leave the situation</li> <li>Combine with humor Example: "Yeah, this IS a bad haircut, the lawn mower got out of control this weekend."</li> <li>Combine with assertive strategies Example: "Yes, I did fail the test and I don't appreciate you looking at my paper."</li> </ul>	<ul style="list-style-type: none"> <li>Acknowledge that everyone is different and may like different things Example: "Isn't it great that we are not all the same? It would be such a boring world."</li> <li>Say you know how it feels to be in the target's situation Example: "I remember when someone made fun of me for getting an F on my test and it was not fun."</li> </ul>

### Book

**MLA** Last, First M. *Book*. City Published: Publisher, Year Published. Print.

**Ex:** Carley, Michael J. 1939: *The Alliance That Never Was and the Coming of World War II*.  
Chicago: Dee, 1999. Print.

### Chapter/Anthology

**MLA** Last, First M. "Section Title." *Book/Anthology*. Ed. <sup>Book Editor</sup> First M. Last. <sup>Ex: 5th ed.</sup> Edition. City Published:  
Publisher, Year Published. Page Range. Print.

**Ex:** Melville, Herman. "Hawthorne and His Mosses." *The Norton Anthology of American Literature*.  
Ed. Nina Baym. 3rd ed. New York: Norton, 1989. 5-25. Print.

\*Essays, shorts stories, and poems are put in quotes. Works originally published independently such as plays and novels generally are italicized

### Magazine

**MLA** Last, First M. "Article." *Magazine* Day Month Year: <sup>Ex:1-5 or 15.</sup> Page(s). Print.

**Ex:** Pressman, Aaron. "Bottom Fishing in Rough Waters." *BusinessWeek* 29 Sept. 2008: 27. Print.

### Newspaper

**MLA** Last, First M. "Article." *Newspaper* Day Month Year: <sup>Ex:1-5 or A12.</sup> Page(s). Print.

**Ex:** Campoy, Ana. "Gasoline Surges in Southeast After Ike." *The Wall Street Journal* 23 Sept. 2008:  
A14. Print.

### Journal

**MLA** <sup>Two Authors</sup> Last, First M., and First M. Last. "Article." *Journal Name* <sup>Ex: 13</sup> Volume.Issue (Year): <sup>Ex: 2-7 or 32.</sup> Page(s). Print.

**Ex:** Bharadwaj, Parag, and Katerine T. Ward. "Ethical Considerations of Patients with  
Pacemakers." *American Family Physician* 78 (2008): 398-99. Print.

### Website

**MLA** Last, First M. "Website Article." *Website*. Publisher, <sup>Date electronically published</sup> Day Month Year. Web. <sup>Date Accessed</sup> Day Month Year.

**Ex:** Satalkar, Bhakti. "Water Aerobics." *Buzzle.com*. Buzzle.com, 15 July 2010. Web. 16 July 2010.

### Online Database (Journal)

**MLA** Last, First M. "Article." *Journal* <sup>Ex: 12.3</sup> Volume.Issue (Year): Pages. *Database*. Web. Day Month Year.

**Ex:** Ahn, Hyunchul, and Kyoung-jae Kim. "Using Genetic Algorithms to Optimize Nearest Neighbors  
for Data Mining." *Annals of Operations Research* 263.1 (2008): 5-18. *Academic Search  
Premier*. Web. 25 Sept. 2008.

\*MLA abbreviates all months except for May, June and July. For example, "February" is "Feb."



### TV/ Radio

**MLA** "Episode." Contributors. *Program*. Network. Call Letter, City, Date. Medium.

**Ex:** "The Saudi Experience." Prod. Mary Walsh. *Sixty Minutes*. CBS. WCBS, New York, 5 May 2009. Television.

### Film

**MLA** *Title*. Contributors. Distributor, Year of release. <sup>DVD, Film etc..</sup> Medium viewed.

**Ex:** *The Dark Knight*. Dir. Christopher Nolan. Perf. Christian Bale, Heath Ledger, and Aaron Eckhart. Warner Bros., 2008. DVD.

### Sound Recording

**MLA** Contributors. "Song." *Album*. Band. Manufacturer, Year. <sup>MP3, CD etc...</sup> Medium.

**Ex:** Corgan, Billy, and Butch Vig. "Today." *Siamese Dream*. Smashing Pumpkins. Virgins Records America, 1993. CD.

### Visual Art / Photograph

**MLA** Last, First M. *Painting*. Year created. Medium of work. Museum / collection, City.

**Ex:** Picasso, Pablo. *Three Musicians*. 1921. Oil on panel. Museum of Mod. Art, New York.

### Lecture / Speech

**MLA** Last, First M. "Speech." Meeting / Organization. Location. Date. Description.

**Ex:** Obama, Barack H. "Inaugural Address." 2009 Presidential Inaugural. Capitol Building Washington. 20 Jan. 2009. Address.

### Interview

**MLA** Interviewee. <sup>If any</sup> "Title." Interview by interviewer. <sup>Magazine, newspaper, television information</sup> Publication information. Medium.

**Ex:** Abdul, Paula. Interview by Cynthia McFadden. *Nightline*. ABC. WABC, New York. 23 Apr. 2009. Television.

### Cartoon

**MLA** Last, First M. <sup>If any</sup> "Title." Cartoon / Comic strip. <sup>Magazine, newspaper, book</sup> Publication information. Medium.

**Ex:** Trudeau, Garry. "Doonesbury." Comic strip. *New York Times* 8 May 2008: 12. Print.

\*MLA abbreviates all months except for May, June and July. For example, "February" is "Feb."

YOU CAN ALSO AUTOMATICALLY CITE YOUR SOURCES FOR FREE AT [WWW.EASYBIB.COM](http://WWW.EASYBIB.COM)

## Example of a Website that is credible

Top of the article

EDITION: U.S. | INTERNATIONAL | MÉXICO  
Set edition preference

**CNN U.S.**

Home Video NewsPulse **U.S.** World Politics Justice Entertainment Tech Health LIV

**Mortgage Rates Hit 3.13%**  
If you owe less than your mortgage, you probably don't need the President's Making Home Affordable Program. This program helps homeowners refinance and take advantage of today's historically low interest rates. If you homeown and you haven't looked refinancing recently, you may be surprised how much you can save. LowerMy

---

**Hall of Fame coach would trade in all his victories**  
By **Steve Politi**, Special to CNN  
January 28, 2011 11:12 a.m. EST

**Editor's note:** Steve Politi is a sports columnist for *The Star-Ledger* in Newark, New Jersey, who has covered Bob Hurley Sr.'s career.

Bob Hurley Sr. is about to hit a milestone few basketball coaches on any level have reached: 1,000 victories.

He has won them the hard way at St. Anthony High in Jersey City, New Jersey, sweeping the hardwood floor before home games and riding yellow buses to cramped gymnasiums up and down the East Coast.

Bob Hurley Sr. regrets that he didn't reach more inner-city kids who could have benefited from his guidance.

**STORY HIGHLIGHTS**  
• Bob Hurley Sr. coaches high school basketball in Jersey City.

Author: This author is a journalist and has verifiable credentials

Currency: This article provides a publishing date and it is current

Within the article

**RELATED TOPICS**

- Bob Hurley
- High School Basketball
- Basketball
- NBA Basketball

"You know what? I would give some of the kids I didn't reach could have a second chance all the adulation."

Hurley doesn't coach for the ago would have left St. Anthony from the Holland Tunnel, for game.

He chose to stay in Jersey City legends in the high school game ranked second in the country 1,000th game late next week losses that includes -- 109 of

Citations & Links: News articles don't usually have or require citations, but a good source provides links for further reading on the subject

Article Footer

Cool, CA weather forecast

Home | Video | NewsPulse | U.S. | World | Politics | Justice | Entertainment | Tech | Health | Living | Travel | Opinion  
Tools & widgets | RSS | Podcasts | Blogs | CNN mobile | My profile | E-mail alerts | CNN shop | Site

**CNN** © 2010 Cable News Network. Turner Broadcasting System, Inc. All Rights Reserved. CNN en ESPAÑOL | CNN Chile  
Terms of service | Privacy guidelines | Advertising practices | Advertise with us | About us | Contact us | Work for us | Help

Publisher: This site provides a publisher, who upon investigation, was found to take responsibility for their content and to be credible

## Example of a Website that is credible

*Top of the article*

Citations & Links: A good source provides citations for its information as well as links for further reading on the subject

*Within the article*

- Further Reading:**
- ◆ [Frequently Asked Questions About Allergies](#)
  - ◆ [Picture of Urticaria](#)
  - ◆ [Latex Allergies](#)
  - ◆ [Allergies to Medications](#)
  - ◆ [Common Allergy Triggers](#)
  - ◆ [Learning About Latex Allergies](#)
  - ◆ [An Overview of Drug Allergies](#)
  - ▶ [See All Pet Dander Allergies Topics](#)

**WebMD Medical Reference**

[View Article Sources](#)

**SOURCES:**

- Asthma and Allergy Foundation of America.
- National Institutes of Health.
- American Academy of Allergy Asthma and Immunology.
- Medline Plus: "Allergic Reactions."

Reviewed by [Brunilda Nazario, MD](#) on July 07, 2009

© 2009 WebMD, LLC. All rights reserved.

Author: This author is a journalist and has verifiable credentials

Publisher: This site provides a publisher, who upon investigation, was found to take responsibility for their content and to be credible

Currency: This article provides a publishing date and it is current

*Article Footer*

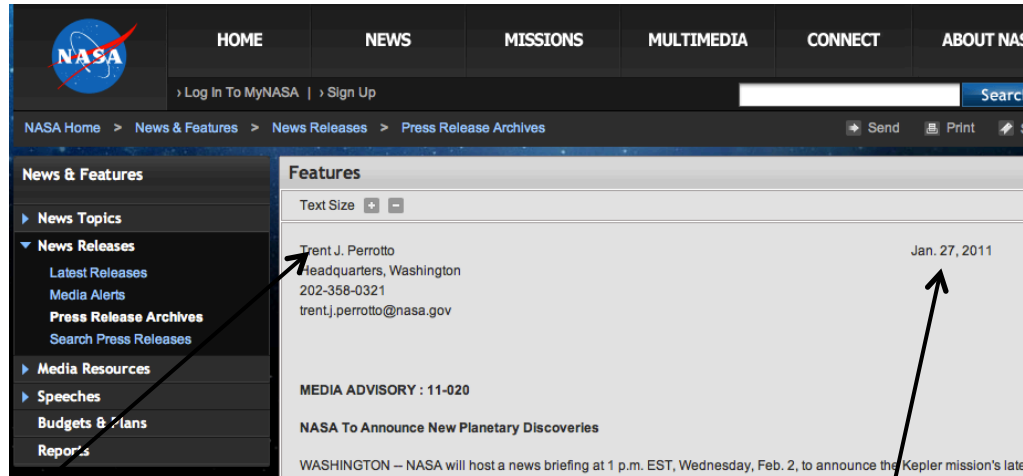
[About WebMD](#) | [Terms of Use](#) | [Privacy Policy](#) | [Sponsor Policy](#) | [Site Map](#) | [Link to Us](#) | [Careers](#) | [Contact Us](#)  
[Advertise With Us](#) | [WebMD Corporate](#) | [eMedicine](#) | [eMedicineHealth](#) | [RxList](#) | [Medscape](#) | [MedicineNet](#)  
[Medical Dictionary](#) | [First Aid](#) | [WebMD the Magazine](#) | [WebMD Health Record](#) | [WebMD Mobile](#) | [Newsletters](#)

©2005-2011 WebMD, LLC. All rights reserved.  
 WebMD does not provide medical advice, diagnosis or treatment. See additional information.



## Example of a Website that is credible

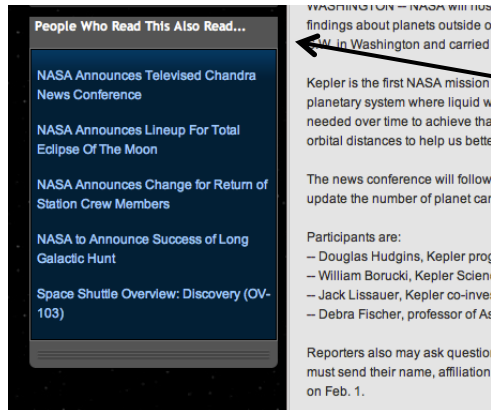
*Top of the article*



Author: This author is a journalist and has verifiable credentials

Currency: This article provides a publishing date and it is current

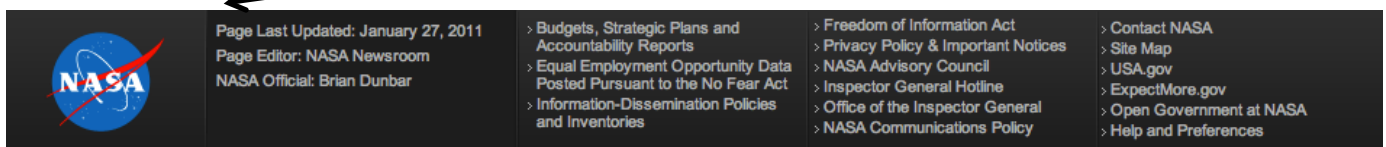
*Within the article*



Citations & Links: News articles don't usually have or require citations, but a good source provides links for further reading on the subject

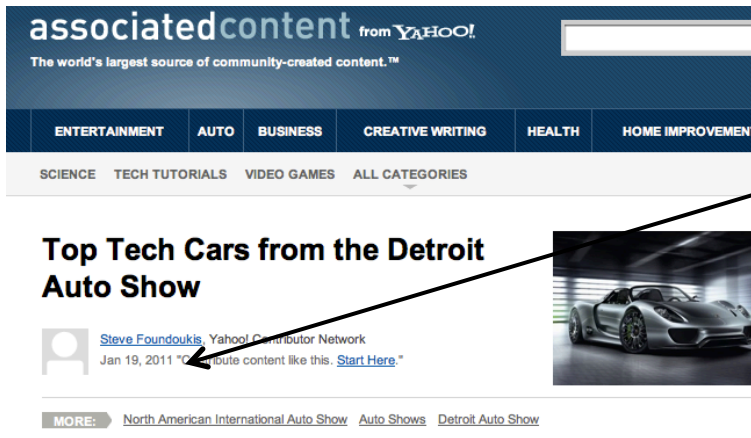
Publisher: This site provides a publisher, who upon investigation, was found to take responsibility for their content and to be credible

*Article Footer*



## Example of a Website that may be credible

Top of the article



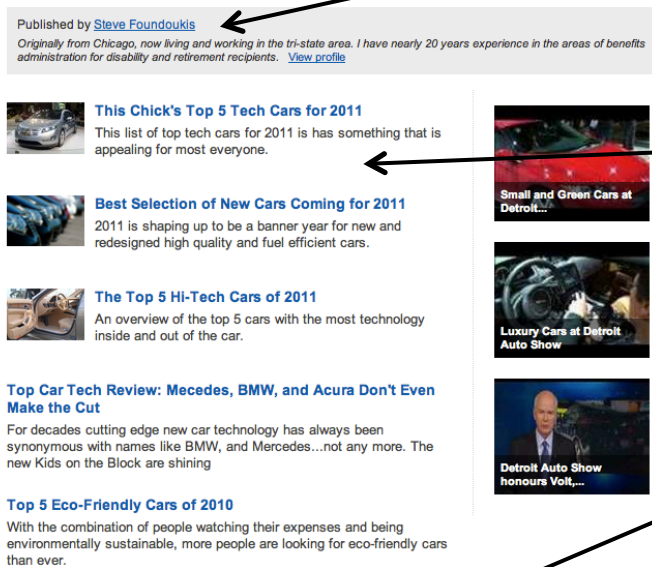
Currency: This article provides a publishing date and it is current

The North American International Auto Show in downtown Detroit's Cobo Hall through January 23, 2011 offers some of the most technologically advanced vehicles which promise to push the limits of sheer impossibility. Following is a look at some of the models that have generated the most buzz and the reasons they can be considered among the technologically elite.

Get an update on your risks. Sign up for our **FREE** Enterprise Risk Management Healthcheck.

Author: This authors for this site vary greatly in their journalistic experience and credentials, therefore it is difficult to know whether this content should be trusted.

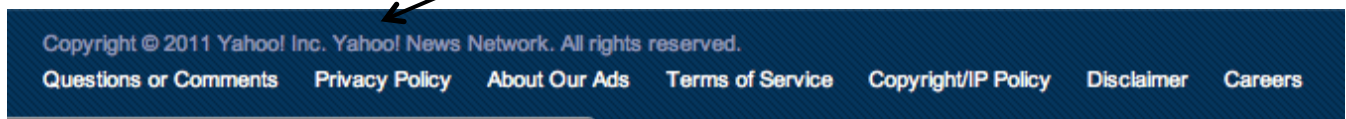
Within the article



Citations & Links: News articles don't usually have or require citations, but should at least provide links for further reading on the subject

Publisher: This site provides a publisher, who upon investigation, was found to be credible, but doesn't necessarily take responsibility for the content

Article Footer





## Example of a Website that may be credible

*Top of the article*

**zimbio** SHE'S ON THE PULSE Fashionable, Smart, C What She's Craving

HOME PICTURES VIDEOS LOOKBOOKS DATING GAMES AWARDS ENTERTAINMENT

**Jesse Eisenberg**  
Jesse Adam Eisenberg (born October 5, 1983) is an American actor. He has play featured or starring roles in films such as The Squid and the Whale (2005), Adver (2009), Zombieland (2009), and The Social Network (2010).

Front Page Articles Pictures Videos Lookbooks more


**About the Author**  
**Deena**  
Interests: dress-up, extreme bargain shopping, fun facts  
68 Kudos  
KudoSurf Deena!

Author: The authors on this site range in journalistic experience and credentials, and therefore it is difficult to decide if the information they present should be trusted.

Currency: This article provides a publishing date and it is current

### Jesse Eisenberg and Mark Zuckerberg Meet on 'Saturday Night Live'

Written by Deena on Jan-30-11 12:27pm



*Within the article*

- Jesse Eisenberg Articles**
- Jesse on meeting Facebook creator - The Press Association
  - SNL Brings Jesse Eisenberg And Mark Zuckerberg Together - Hot Hardware
  - Jesse Eisenberg Calls Meeting Real Mark Zuckerberg 'Wonderful Surprise' - Entertainment Tonight News
  - VIDEO: Jesse Eisenberg and Mark Zuckerberg Finally Meet on Saturday Night Live
  - Access Hollywood - Jesse Eisenberg: What Was It Like Meeting Mark Zuckerberg?

Citations & Links: News articles don't usually have or require citations, but should at least provide links for further reading on the subject

Publisher: This site provides a publisher, who upon investigation, was found to be credible but doesn't necessarily take responsibility for the content they publish.

*Article Footer*

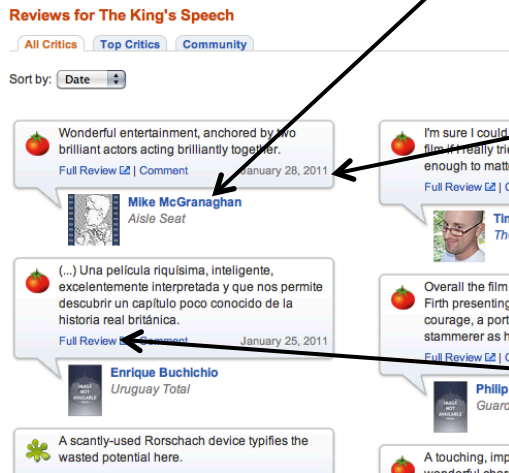
## Example of a Website that may be credible

Top of the article



Author: The authors of the reviews for this site vary greatly in their journalistic experience and credentials, therefore it is difficult to decide whether the information provided should be trusted.

Within the article



Currency: Each individual review provides a publishing date.

Citations & Links: News articles don't usually have or require citations, but should at least give links to related topics.

Publisher: This site provides a publisher, who upon investigation, was found to be credible, but doesn't necessarily take responsibility for the content they provide.

Article Footer

## Example of a Website that is not credible

Top of the article/Within the article



### What is the Difference Between a Two Stroke and Four Stroke Engine?

Ads by Google [Honda 4 Stroke](#) [Four Stroke Engine](#) [Two Stroke Oil](#) [Engine](#)

- [Two Stroke Compression](#)
- [Two Stroke Fuel Injection](#)
- [Two Stroke Crankshaft](#)
- [Two Stroke Outboard](#)
- [Two Stroke Lubrication](#)
- [Two Stroke Software](#)
- [Two Stroke Video](#)

To understand the mechanical differences between a two stroke and four stroke engine, lets first consider how the four stroke engine works. The four strokes are:

**Intake:** The piston travels down the cylinder while the intake [valve](#) is opened to allow a mixture of fuel and air to enter the combustion chamber.

**Compression:** The intake valve is closed and the piston travels back up the cylinder thereby compressing the gasses.

**Combustion:** The [spark plug](#) ignites the compressed gas causing it to explode, which forces the piston down.

**Exhaust:** The piston rises up the cylinder as the exhaust valve is opened, allowing the piston to clear the chamber to start the process over.

Each time the piston rises and falls it turns the crankshaft that is responsible for turning the wheels. This is how fuel is converted into forward motion.

Ads by Google

- [2 Stroke Oil Mix Chart](#)
- [Diesel Engine Fuel](#)
- [2 Cycle Engine Oil](#)
- [Marine Engine Corrosion](#)
- [Engine Lubrication System](#)
- [Motor Bike Engine](#)
- [Engine Web UK](#)



Ads by Google

- [Castrol Motor Oil](#) For Information on the Right Oil For Your Vehicle Visit Castrol.com. [www.Castrol.com](http://www.Castrol.com)
- [Engine Oil Change](#) Get a Quick, Affordable Oil Change at Firestone. Visit Us Today! [firestonecompleteautocare.com/Oil](http://firestonecompleteautocare.com/Oil)
- [Altech Enviroment USA](#) CEMS and Gas Analyzers for compliance and process control. [www.altechusa.com](http://www.altechusa.com)
- [JCPenneyTM Official Site](#) Shop Lowest Prices of the Season! Enjoy Free Shipping over \$69. [jcpenny.com](http://jcpenny.com)
- [Ask a Diesel Mechanic Now](#) 38 Diesel Mechanics Are Online! Current Wait Time: 10 Minutes. [Diesel.Justanswer.com](http://Diesel.Justanswer.com)

Of note here is that the spark plug only fires once every other revolution. Also, there is a sophisticated set of mechanisms working in synchronization to create the four strokes. A [crankshaft](#) must alternately tip a [rocker arm](#) attached either to the intake or exhaust valve. The rocker arm returns to its closed position via a spring. The valves must be seated properly in the cylinder head to avoid compression leaks. In other words, a [symphony](#) of mechanical events occurs.

In the two stroke engine, all four events are integrated into one simple downward stroke, and one upward stroke. Two strokes. *Intake and exhaust are both integrated into the compression and combustion movement of the piston, eliminating the need for valves.* This is accomplished

**Citations & Links:**  
The articles on this site do not cite their information. Following the related article links leads to questionable. This is a site that publishes massive amounts of articles based on what will direct the most amount of web searches to their page in order to drive up their ad revenue, as opposed to publishing articles because they want to provide good and reliable information.

**Author:** The authors on this site are only identified by a first name initial and last name. Therefore it is impossible to search for them and discern their credibility/expertise/level of knowledge on the topic on which they are writing.

**Currency:** This article provides a publishing date and it is current, but not all articles on this site are up to date.

Article Footer

Written by R. Kayne  
Edited by L. S. Wynn  
Last Modified: 24 February 2011

#### Follow wiseGEEK and Get Free Daily Updates



**Recent Posts:**

- The largest animal that ever lived is also currently living -- the blue whale.
- The world consumes 2 quarts (approx. 2 liters) of oil per person, per day.
- If Earth was the size of a basketball, the moon would be the size of a tennis ball and th
- Of all the people in history that have reached 65 years of age, half of them are living rig
- If Earth's life was compressed into one year, then humans would have been around for
- The Middle East's population almost tripled over the last 30 years.

**Publisher:** This site provides a publisher, who upon investigation, was found to be of questionable credibility and does not take responsibility for the content that is published.



## Example of a Website that is not credible

*Top of the article*

The screenshot shows the eHow website header with navigation tabs for Family, Food, Health, Home, Money, Style, and More. Below the header is a search bar and a navigation breadcrumb: Home » Computer Software » Microsoft Excel Software » Using Excel » How to Make a Graph Using Excel. The article title is 'How to Make a Graph Using Excel' by an eHow Contributor. A 'Recommend' button shows 94 people recommend this article. The article text begins with 'Microsoft Excel makes it easy to make a graph. All you need to do is supply the data for the graph and then let Excel create the graph for you. Excel provides several graph options from which to choose.'

**Author:** The authors on this site are not given, and therefore it is impossible to discern their credentials and authority to speak on any given subject.

**Currency:** This article does not provide a publication date, therefore it is impossible to tell whether the information it provides is out of date.

*Within the article*

The 'Instructions' section lists four steps for creating a graph in Excel. Step 1: Label the data you want to graph. Step 2: Enter the data that you want to graph. Step 3: Highlight the data for the graph. Step 4: Click on the "Insert" tab. To the right, there is a 'Things You'll Need' box listing 'Basic knowledge of Excel' and 'Data for graph'. Below this is a 'Related Articles & Videos' section with links to 'How to Make an Excel Graph Fast!', 'How to Make a Graph With Excel', and 'How to Label a Pie Chart in Excel'.

**Citations & Links:** The articles on this site do not cite their information. Following the related article links leads to questionable content, and reveals one of the main criticisms of eHow.com. This is a site that publishes massive amounts of articles based on what will direct the most amount of web searches to their page in order to drive up their ad revenue, as opposed to publishing articles because they want to provide good and reliable information.

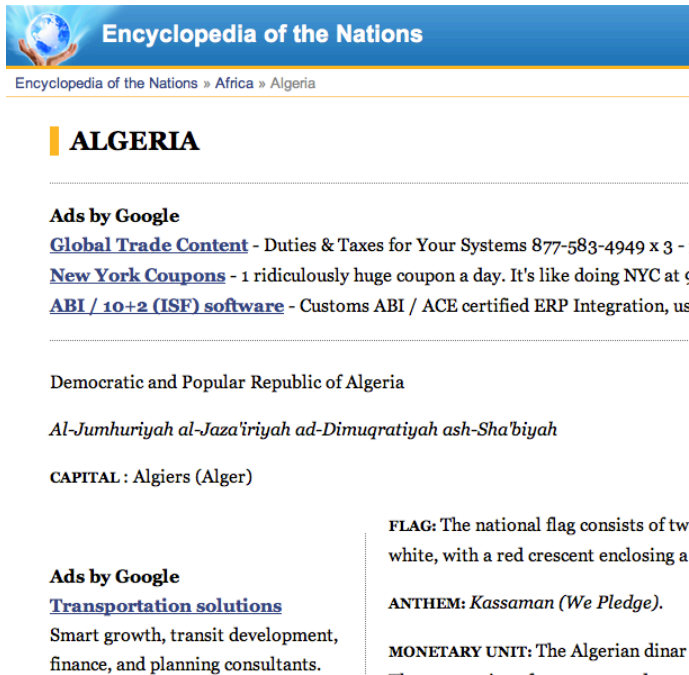
*Article Footer*

The footer contains copyright information: 'Copyright © 1999-2011 eHow, Inc. Use of this web site constitutes acceptance of the eHow Terms of Use † and Privacy Policy †. en-US † requires javascript'. It also lists 'Partner Sites' including 'Livestrong' and features the eHow logo with 'Computers & Electronics' and 'Demand Media property'. A VeriSign Trusted logo is also present.

**Publisher:** This site provides a publisher, who upon investigation, was found to have questionable credibility and who does not take responsibility for the content they provide.

## Example of a Website that is not credible

Top of the article



The screenshot shows the top of a website article. At the top left is a logo for 'Encyclopedia of the Nations' featuring a globe. Below the logo is the text 'Encyclopedia of the Nations » Africa » Algeria'. The main heading is 'ALGERIA'. Below the heading are two 'Ads by Google' sections. The first ad is for 'Global Trade Content' with a link to 'Duties & Taxes for Your Systems 877-583-4949 x 3 - n'. The second ad is for 'New York Coupons' with a link to '1 ridiculously huge coupon a day. It's like doing NYC at 9'. Below the ads is the text 'Democratic and Popular Republic of Algeria' and 'Al-Jumhuriyah al-Jaza'iriyah ad-Dimuqratiyah ash-Sha'biyah'. Below that is 'CAPITAL : Algiers (Alger)'. To the right of the main text are three informational boxes: 'FLAG: The national flag consists of two white, with a red crescent enclosing a f', 'ANTHEM: Kassaman (We Pledge).', and 'MONETARY UNIT: The Algerian dinar ('. Below the main text is another 'Ads by Google' section for 'Transportation solutions' with a link to 'Smart growth, transit development, finance, and planning consultants.'

Author: The authors on this site are not given, and therefore it is impossible to discern their credentials and authority to speak on any given subject.

Currency: This article does not provide a publication date, therefore it is impossible to tell whether the information it provides is out of date.

Within the article

### Algeria Travel and Tourism Guide

Location, size, and extent

Topography

Climate

Flora and fauna

Environment

Population

Migration

Ethnic groups

Languages

...

Citations & Links: The articles on this site do not cite their information. Following the related article links leads to questionable content.

Publisher: This site provides a publisher, who upon investigation, was found to have questionable credibility and who does not take responsibility for the content they provide.

Article Footer

Copyright © 2011 Advameg, Inc.

## A Special Note on Wikipedia

Wikipedia is a good source of general reference information that usually has data that is on par with other encyclopedias. However, when one is writing a research paper it is never favorable to cite general reference sources. Primary and specific sources are always the best sources of information. Wikipedia, and other encyclopedias, are good for users who wish to obtain general information. Wikipedia can also be useful for starting research if you investigate the sources they are citing to obtain more specific knowledge.

### Top of the article

The screenshot shows the top of a Wikipedia article for 'Moon'. It includes the Wikipedia logo, navigation links like 'Main page', 'Contents', and 'Featured content', and the start of the article text. The article text begins with: 'The Moon is Earth's only natural satellite<sup>[D 4]B</sup> and the fifth largest satellite in the Solar System. It is the second largest natural satellite in the Solar System relative to the size of its primary (after Charon, which orbits dwarf planet Pluto), a quarter the diameter of Earth and 1/81 its mass. The Moon is the second densest satellite after Io. It is in synchronous rotation with Earth, always showing the same face; the near side is marked with dark volcanic maria among the bright ancient crustal highlands and prominent impact craters. It is the brightest object in the sky after the Sun, although its surface is actually very dark, with a similar reflectance to coal. Its prominence in the sky and its regular cycle of phases have since ancient times made the Moon an important cultural influence on language, the calendar, art and mythology. The Moon's gravitational influence produces the ocean tides and the minute lengthening of the day. The Moon's current orbital distance, about thirty times the diameter of the Earth, causes it to appear almost the same size in the sky as the Sun, allowing it to cover the Sun nearly precisely in total solar eclipses. The Moon is the only celestial body on which humans have landed. While the Soviet Union's Luna programme was the first to reach the Moon with unmanned spacecraft in 1959, the United States' NASA Apollo program achieved the only manned missions to date, beginning with the first manned lunar orbiting mission by Apollo 8 in 1968, and six manned lunar landings between 1969 and 1972—the first being Apollo 11 in 1969. These missions returned over 380 kg of lunar rocks, which have been used to develop a detailed geological understanding of the Moon's origins (it is thought to have formed some 4.5 billion years ago in a giant impact event involving Earth), the formation of its internal structure, and its subsequent history.'

**Author:** The authors on this site are all users, and therefore it is impossible to discern their credentials and authority to speak on any given subject. This is the main reason why Wikipedia.org should not be cited. While many of the articles on the site have citations and current dates, the fact that the information is scholarly in nature and yet lacks credible authors is unacceptable.

### Within the article

The screenshot shows the 'References' and 'Notes' sections of the article. The 'References' section lists three sources: 1. Wiecezorek, M.; et al. (2006). "The constitution and structure of the lunar interior". *Reviews in Mineralogy and Geochemistry* **60**: 221–364. doi:10.2138/rmg.2006.60.3. 2. Williams, Dr. David R. (2 February 2006). "Moon Fact Sheet". NASA (National Space Science Data Center). Retrieved 31 December 2008. 3. Matthews, Grant (2008). "Celestial body irradiance determination from an underfilled satellite radiometer: application to albedo and thermal emission measurements of the...".

The 'Notes' section contains nine numbered notes providing additional context and data, such as the maximum Earth-Moon distance, angular size values, particle counts, and apparent magnitudes.

**Citations & Links:** This source provides citations for the information published as well as links to related content. However, this is not necessarily true of all articles on this site. Its better to use the citations to help you find credible sources

**Currency:** This article provides a publishing date and it is current, but not all articles on this site are up to date.

### Article Footer

The screenshot shows the footer of the article, which includes: 'This page was last modified on 31 January 2011 at 15:11.', a Creative Commons Attribution-ShareAlike license notice, a 'Contact us' link, and links for 'Privacy policy', 'About Wikipedia', and 'Disclaimers'.

**Publisher:** This site provides a publisher, who upon investigation, was found to be credible but does not take responsibility for the content that is published.

## Criteria for Evaluating Websites

Main Criteria	Descriptions/Details	Possible Answers
<b>Author</b>	Who is providing the information? What do you know about them and their credentials, are they an expert? Can you find out more and contact them? Search for author or publisher in search engine. Has the author written several publication on the topic?	User generated, journalist, varies greatly, none given/no, NA, Scholars in research
<b>Publisher/ Affiliation</b>	Is there a sponsor or affiliation? Who is linking to the page? Do they take responsibility for the content?	Credible publisher, yes but doesn't take responsibility, NA, questionable publisher questionable responsibility, Yes but not credible, yes but not necessarily credible
<b>Bias/ Balance/ Purpose</b>	Is the language free of emotion? Does the organization or author indicate there will be bias? Is the website to inform or spread an agenda? Are there ads? Are they trying to make money? Why did they write the article?	Sometimes, Sometimes - rightist, Sometimes - leftist, corporate sponsorship, seems balanced, NA, generates content to sell ad space
<b>Citations &amp; Links</b>	Copy and paste a sentence into Google to see if the text can be found elsewhere Are there links to related sites and organized? Citations/Bibliography provided?	Citations, citations and links, links, no, NA, maybe
<b>Accuracy</b>	Is the Data verifiable and accurate?	Good, unknown, varies, NA
<b>Complete</b>	Is the source comprehensive?	Good, unknown, varies, NA
<b>Currency</b>	When was the source last updated? Does the source even have a date?	Yes - Up to date, Yes - Varies, no, NA, unknown
<b>Design &amp; Quality</b>	Is the overall web design easy to use? Is it presented in a professional manner? Does it seem like current design?	Good, NA, Bad, old site, average
<b>Reproduced</b>	Was it reproduced? If so, from where? Type a sentence in Google to verify If it was reproduced, was it done so with permission? Copyright/disclaimer included?	No, NA, Yes with permission, yes without permission, sometimes with permission, sometimes without permission
<b>Credible</b>	Based on previous criteria, decide whether the source is credible overall	Yes, No, NA, Maybe

## What is the Big6?

The Big6 is a process model of how people of all ages solve an information problem. The process is a systematic approach to information problem-solving that relies upon critical thinking skills. Mike Eisenberg (Dean Emeritus and Professor - University of Washington Information School) and Bob Berkowitz (School Library Media Specialist with the Wayne Central School District, Ontario Center, NY) developed this process which guides students through information problem-solving as well as provides a basic framework for teaching and promoting information literacy. The Big6 process encourages teaching partnerships of library media specialists and classroom teachers.

The Big6™ consists of six stages:



**1. Task Definition** - In this step, the student determines exactly what the information problem is and the specific information related to the problem. For example when assigning a project, a student needs to know which questions need to be answered, what kind of information is needed to answer questions, when it is due, etc.

**2. Information Seeking Strategies** - Once the problem is clearly expressed, attention turns to the range of possible information sources. Information Seeking Strategies involves making decisions and selecting sources appropriate to the defined task.

**3. Location and Access** - This is where the information seeking strategy really begins. Once students have decided on the appropriate strategy, the strategy is carried out.

**4. Use of Information** - Once students are able to locate and access a source, they must be able to read, view, listen or interact with the information and decide what is valuable for their particular situation. They must extract the information that they need using notes, copies, citations, etc.

**5. Synthesis** - The restructuring or repackaging of information into new or different formats to meet the requirements of the task is synthesis. Synthesis can be as simple as relaying a specific fact. Synthesis can be very complex involving several sources, a variety of media or presentation formats, and the effective communication of abstract ideas. This is where the real learning takes place as new information is brought in and links are made to pre-existing knowledge.

**6. Evaluation** - Evaluation determines how effectively and efficiently the information problem-solving process was conducted.

People go through the Big6 stages—consciously or not—when they seek or apply information to solve a problem or make a decision. It's not necessary to complete these stages in order, however it has been found that in almost all successful problem-solving situations, all stages are addressed.

For more information and ideas, visit the Big6 website <http://www.big6.com>

*Information adapted from "Nuts and Bolts of the Big6" <http://www.knpacbell.com/wired/big6/index.html>*



# MONDAY, AUGUST 15

<b>Language Arts</b>	Time needed to complete it? <input type="checkbox"/>
	Assignment order? <input type="checkbox"/>

<b>Math</b>	Time needed to complete it? <input type="checkbox"/>
	Assignment order? <input type="checkbox"/>

<b>Science</b>	Time needed to complete it? <input type="checkbox"/>
	Assignment order? <input type="checkbox"/>

<b>Social Studies</b>	Time needed to complete it? <input type="checkbox"/>
	Assignment order? <input type="checkbox"/>

<b>Exploratory/Language</b>	Time needed to complete it? <input type="checkbox"/>
	Assignment order? <input type="checkbox"/>

<b>PE/Health</b>	Time needed to complete it? <input type="checkbox"/>
	Assignment order? <input type="checkbox"/>

# TUESDAY, AUGUST 16

<b>Language Arts</b>	Time needed to complete it? <input type="checkbox"/>
	Assignment order? <input type="checkbox"/>

<b>Math</b>	Time needed to complete it? <input type="checkbox"/>
	Assignment order? <input type="checkbox"/>

<b>Science</b>	Time needed to complete it? <input type="checkbox"/>
	Assignment order? <input type="checkbox"/>

<b>Social Studies</b>	Time needed to complete it? <input type="checkbox"/>
	Assignment order? <input type="checkbox"/>

<b>Exploratory/Language</b>	Time needed to complete it? <input type="checkbox"/>
	Assignment order? <input type="checkbox"/>

<b>PE/Health</b>	Time needed to complete it? <input type="checkbox"/>
	Assignment order? <input type="checkbox"/>

# WEDNESDAY, AUGUST 17

<b>Language Arts</b>	Time needed to complete it? <input type="checkbox"/>
	Assignment order? <input type="checkbox"/>

<b>Math</b>	Time needed to complete it? <input type="checkbox"/>
	Assignment order? <input type="checkbox"/>

<b>Science</b>	Time needed to complete it? <input type="checkbox"/>
	Assignment order? <input type="checkbox"/>

<b>Social Studies</b>	Time needed to complete it? <input type="checkbox"/>
	Assignment order? <input type="checkbox"/>

<b>Exploratory/Language</b>	Time needed to complete it? <input type="checkbox"/>
	Assignment order? <input type="checkbox"/>

<b>PE/Health</b>	Time needed to complete it? <input type="checkbox"/>
	Assignment order? <input type="checkbox"/>

## WEEKLY TO-DO LIST:

1. Write down assignments for each class.
2. Prioritize work by completing the most challenging work or missing work first.
3. Fill out the small boxes to help you create your homework plan.
  - a. How long will the assignment take to complete?
  - b. What order will you complete the assignment? 1st? 2nd? 3rd?
4. Write a goal for the week based on how you are doing.

## UPCOMING TESTS & PROJECTS



# HAVE YOU...

- Checked your grades on Infinite Campus?
- Emailed your teachers if you need help?
- Checked for accuracy on recording your assignments?
- Crossed off the assignments that are done?
- Cleaned out your locker/backpack recently?
- Submitted any missing work?
- Checked your student email?

If you haven't done all of these things, which one do you need to focus on for the week? Write it down over here. *el*

**GOAL FOR THE WEEK:**

---

**You  
Can Do  
This**

THURSDAY, AUGUST 18	FRIDAY, AUGUST 19	SATURDAY, AUGUST 20
<div style="background-color: black; color: white; padding: 2px; margin-bottom: 5px;"><b>Language Arts</b></div> <div style="margin-bottom: 10px;"> <p>Time needed to complete it? <input style="width: 40px; height: 20px;" type="text"/></p> <p>Assignment order? <input style="width: 40px; height: 20px;" type="text"/></p> </div>	<div style="background-color: black; color: white; padding: 2px; margin-bottom: 5px;"><b>Language Arts</b></div> <div style="margin-bottom: 10px;"> <p>Time needed to complete it? <input style="width: 40px; height: 20px;" type="text"/></p> <p>Assignment order? <input style="width: 40px; height: 20px;" type="text"/></p> </div>	<div style="background-color: black; color: white; padding: 10px; border-radius: 10px; font-size: 1.2em; font-weight: bold;">SUNDAY, AUGUST 21</div>
<div style="background-color: black; color: white; padding: 2px; margin-bottom: 5px;"><b>Math</b></div> <div style="margin-bottom: 10px;"> <p>Time needed to complete it? <input style="width: 40px; height: 20px;" type="text"/></p> <p>Assignment order? <input style="width: 40px; height: 20px;" type="text"/></p> </div>	<div style="background-color: black; color: white; padding: 2px; margin-bottom: 5px;"><b>Math</b></div> <div style="margin-bottom: 10px;"> <p>Time needed to complete it? <input style="width: 40px; height: 20px;" type="text"/></p> <p>Assignment order? <input style="width: 40px; height: 20px;" type="text"/></p> </div>	
<div style="background-color: black; color: white; padding: 2px; margin-bottom: 5px;"><b>Science</b></div> <div style="margin-bottom: 10px;"> <p>Time needed to complete it? <input style="width: 40px; height: 20px;" type="text"/></p> <p>Assignment order? <input style="width: 40px; height: 20px;" type="text"/></p> </div>	<div style="background-color: black; color: white; padding: 2px; margin-bottom: 5px;"><b>Science</b></div> <div style="margin-bottom: 10px;"> <p>Time needed to complete it? <input style="width: 40px; height: 20px;" type="text"/></p> <p>Assignment order? <input style="width: 40px; height: 20px;" type="text"/></p> </div>	
<div style="background-color: black; color: white; padding: 2px; margin-bottom: 5px;"><b>Social Science</b></div> <div style="margin-bottom: 10px;"> <p>Time needed to complete it? <input style="width: 40px; height: 20px;" type="text"/></p> <p>Assignment order? <input style="width: 40px; height: 20px;" type="text"/></p> </div>	<div style="background-color: black; color: white; padding: 2px; margin-bottom: 5px;"><b>Social Science</b></div> <div style="margin-bottom: 10px;"> <p>Time needed to complete it? <input style="width: 40px; height: 20px;" type="text"/></p> <p>Assignment order? <input style="width: 40px; height: 20px;" type="text"/></p> </div>	
<div style="background-color: black; color: white; padding: 2px; margin-bottom: 5px;"><b>Exploratory/Language</b></div> <div style="margin-bottom: 10px;"> <p>Time needed to complete it? <input style="width: 40px; height: 20px;" type="text"/></p> <p>Assignment order? <input style="width: 40px; height: 20px;" type="text"/></p> </div>	<div style="background-color: black; color: white; padding: 2px; margin-bottom: 5px;"><b>Exploratory/Language</b></div> <div style="margin-bottom: 10px;"> <p>Time needed to complete it? <input style="width: 40px; height: 20px;" type="text"/></p> <p>Assignment order? <input style="width: 40px; height: 20px;" type="text"/></p> </div>	
<div style="background-color: black; color: white; padding: 2px; margin-bottom: 5px;"><b>PE/Health</b></div> <div style="margin-bottom: 10px;"> <p>Time needed to complete it? <input style="width: 40px; height: 20px;" type="text"/></p> <p>Assignment order? <input style="width: 40px; height: 20px;" type="text"/></p> </div>	<div style="background-color: black; color: white; padding: 2px; margin-bottom: 5px;"><b>PE/Health</b></div> <div style="margin-bottom: 10px;"> <p>Time needed to complete it? <input style="width: 40px; height: 20px;" type="text"/></p> <p>Assignment order? <input style="width: 40px; height: 20px;" type="text"/></p> </div>	

**GOAL REFLECTION:**

---

Did you meet your goal?

YES
  NO

If you did not meet your goal, what adjustments can you make next week?

*You  
Got  
This!*

# MONDAY, AUGUST 22

<b>Language Arts</b>	Time needed to complete it? <input type="text"/>
	Assignment order? <input type="text"/>

<b>Math</b>	Time needed to complete it? <input type="text"/>
	Assignment order? <input type="text"/>

<b>Science</b>	Time needed to complete it? <input type="text"/>
	Assignment order? <input type="text"/>

<b>Social Studies</b>	Time needed to complete it? <input type="text"/>
	Assignment order? <input type="text"/>

<b>Exploratory/Language</b>	Time needed to complete it? <input type="text"/>
	Assignment order? <input type="text"/>

<b>PE/Health</b>	Time needed to complete it? <input type="text"/>
	Assignment order? <input type="text"/>

# TUESDAY, AUGUST 23

<b>Language Arts</b>	Time needed to complete it? <input type="text"/>
	Assignment order? <input type="text"/>

<b>Math</b>	Time needed to complete it? <input type="text"/>
	Assignment order? <input type="text"/>

<b>Science</b>	Time needed to complete it? <input type="text"/>
	Assignment order? <input type="text"/>

<b>Social Studies</b>	Time needed to complete it? <input type="text"/>
	Assignment order? <input type="text"/>

<b>Exploratory/Language</b>	Time needed to complete it? <input type="text"/>
	Assignment order? <input type="text"/>

<b>PE/Health</b>	Time needed to complete it? <input type="text"/>
	Assignment order? <input type="text"/>

# WEDNESDAY, AUGUST 24

<b>Language Arts</b>	Time needed to complete it? <input type="text"/>
	Assignment order? <input type="text"/>

<b>Math</b>	Time needed to complete it? <input type="text"/>
	Assignment order? <input type="text"/>

<b>Science</b>	Time needed to complete it? <input type="text"/>
	Assignment order? <input type="text"/>

<b>Social Studies</b>	Time needed to complete it? <input type="text"/>
	Assignment order? <input type="text"/>

<b>Exploratory/Language</b>	Time needed to complete it? <input type="text"/>
	Assignment order? <input type="text"/>

<b>PE/Health</b>	Time needed to complete it? <input type="text"/>
	Assignment order? <input type="text"/>

## WEEKLY TO-DO LIST:

1. Write down assignments for each class.
2. Prioritize work by completing the most challenging work or missing work first.
3. Fill out the small boxes to help you create your homework plan.
  - a. How long will the assignment take to complete?
  - b. What order will you complete the assignment? 1st? 2nd? 3rd?
4. Write a goal for the week based on how you are doing.

## UPCOMING TESTS & PROJECTS





# HAVE YOU...

- Checked your grades on Infinite Campus?
- Emailed your teachers if you need help?
- Checked for accuracy on recording your assignments?
- Crossed off the assignments that are done?
- Cleaned out your locker/backpack recently?
- Submitted any missing work?
- Checked your student email?

If you haven't done all of these things, which one do you need to focus on for the week? Write it down over here. *el*

**GOAL FOR THE WEEK:**

---

**You  
Can Do  
This**

THURSDAY, AUGUST 25	FRIDAY, AUGUST 26	SATURDAY, AUGUST 27
<div style="background-color: black; color: white; padding: 2px;"><b>Language Arts</b></div> <p>Time needed to complete it? <input style="width: 40px; height: 20px;" type="text"/></p> <p>Assignment order? <input style="width: 40px; height: 20px;" type="text"/></p>	<div style="background-color: black; color: white; padding: 2px;"><b>Language Arts</b></div> <p>Time needed to complete it? <input style="width: 40px; height: 20px;" type="text"/></p> <p>Assignment order? <input style="width: 40px; height: 20px;" type="text"/></p>	<div style="background-color: black; color: white; padding: 10px; border-radius: 10px; font-size: 1.2em; font-weight: bold;">SUNDAY, AUGUST 28</div>
<div style="background-color: black; color: white; padding: 2px;"><b>Math</b></div> <p>Time needed to complete it? <input style="width: 40px; height: 20px;" type="text"/></p> <p>Assignment order? <input style="width: 40px; height: 20px;" type="text"/></p>	<div style="background-color: black; color: white; padding: 2px;"><b>Math</b></div> <p>Time needed to complete it? <input style="width: 40px; height: 20px;" type="text"/></p> <p>Assignment order? <input style="width: 40px; height: 20px;" type="text"/></p>	
<div style="background-color: black; color: white; padding: 2px;"><b>Science</b></div> <p>Time needed to complete it? <input style="width: 40px; height: 20px;" type="text"/></p> <p>Assignment order? <input style="width: 40px; height: 20px;" type="text"/></p>	<div style="background-color: black; color: white; padding: 2px;"><b>Science</b></div> <p>Time needed to complete it? <input style="width: 40px; height: 20px;" type="text"/></p> <p>Assignment order? <input style="width: 40px; height: 20px;" type="text"/></p>	
<div style="background-color: black; color: white; padding: 2px;"><b>Social Science</b></div> <p>Time needed to complete it? <input style="width: 40px; height: 20px;" type="text"/></p> <p>Assignment order? <input style="width: 40px; height: 20px;" type="text"/></p>	<div style="background-color: black; color: white; padding: 2px;"><b>Social Science</b></div> <p>Time needed to complete it? <input style="width: 40px; height: 20px;" type="text"/></p> <p>Assignment order? <input style="width: 40px; height: 20px;" type="text"/></p>	
<div style="background-color: black; color: white; padding: 2px;"><b>Exploratory/Language</b></div> <p>Time needed to complete it? <input style="width: 40px; height: 20px;" type="text"/></p> <p>Assignment order? <input style="width: 40px; height: 20px;" type="text"/></p>	<div style="background-color: black; color: white; padding: 2px;"><b>Exploratory/Language</b></div> <p>Time needed to complete it? <input style="width: 40px; height: 20px;" type="text"/></p> <p>Assignment order? <input style="width: 40px; height: 20px;" type="text"/></p>	
<div style="background-color: black; color: white; padding: 2px;"><b>PE/Health</b></div> <p>Time needed to complete it? <input style="width: 40px; height: 20px;" type="text"/></p> <p>Assignment order? <input style="width: 40px; height: 20px;" type="text"/></p>	<div style="background-color: black; color: white; padding: 2px;"><b>PE/Health</b></div> <p>Time needed to complete it? <input style="width: 40px; height: 20px;" type="text"/></p> <p>Assignment order? <input style="width: 40px; height: 20px;" type="text"/></p>	

**GOAL REFLECTION:**

---

Did you meet your goal?

YES
  NO

If you did not meet your goal, what adjustments can you make next week?

*You  
Got  
This!*

# MONDAY, AUGUST 29

<b>Language Arts</b>	Time needed to complete it? <input type="text"/>
	Assignment order? <input type="text"/>

<b>Math</b>	Time needed to complete it? <input type="text"/>
	Assignment order? <input type="text"/>

<b>Science</b>	Time needed to complete it? <input type="text"/>
	Assignment order? <input type="text"/>

<b>Social Studies</b>	Time needed to complete it? <input type="text"/>
	Assignment order? <input type="text"/>

<b>Exploratory/Language</b>	Time needed to complete it? <input type="text"/>
	Assignment order? <input type="text"/>

<b>PE/Health</b>	Time needed to complete it? <input type="text"/>
	Assignment order? <input type="text"/>

# TUESDAY, AUGUST 30

<b>Language Arts</b>	Time needed to complete it? <input type="text"/>
	Assignment order? <input type="text"/>

<b>Math</b>	Time needed to complete it? <input type="text"/>
	Assignment order? <input type="text"/>

<b>Science</b>	Time needed to complete it? <input type="text"/>
	Assignment order? <input type="text"/>

<b>Social Studies</b>	Time needed to complete it? <input type="text"/>
	Assignment order? <input type="text"/>

<b>Exploratory/Language</b>	Time needed to complete it? <input type="text"/>
	Assignment order? <input type="text"/>

<b>PE/Health</b>	Time needed to complete it? <input type="text"/>
	Assignment order? <input type="text"/>

# WEDNESDAY, AUGUST 31

<b>Language Arts</b>	Time needed to complete it? <input type="text"/>
	Assignment order? <input type="text"/>

<b>Math</b>	Time needed to complete it? <input type="text"/>
	Assignment order? <input type="text"/>

<b>Science</b>	Time needed to complete it? <input type="text"/>
	Assignment order? <input type="text"/>

<b>Social Studies</b>	Time needed to complete it? <input type="text"/>
	Assignment order? <input type="text"/>

<b>Exploratory/Language</b>	Time needed to complete it? <input type="text"/>
	Assignment order? <input type="text"/>

<b>PE/Health</b>	Time needed to complete it? <input type="text"/>
	Assignment order? <input type="text"/>

## WEEKLY TO-DO LIST:

1. Write down assignments for each class.
2. Prioritize work by completing the most challenging work or missing work first.
3. Fill out the small boxes to help you create your homework plan.
  - a. How long will the assignment take to complete?
  - b. What order will you complete the assignment? 1st? 2nd? 3rd?
4. Write a goal for the week based on how you are doing.

## UPCOMING TESTS & PROJECTS



# HAVE YOU...

- Checked your grades on Infinite Campus?
- Emailed your teachers if you need help?
- Checked for accuracy on recording your assignments?
- Crossed off the assignments that are done?
- Cleaned out your locker/backpack recently?
- Submitted any missing work?
- Checked your student email?

If you haven't done all of these things, which one do you need to focus on for the week? Write it down over here. *el*

**GOAL FOR THE WEEK:**

---

**You  
CAN DO  
THIS**

THURSDAY, SEPTEMBER 1	FRIDAY, SEPTEMBER 2	SATURDAY, SEPTEMBER 3
<div style="background-color: black; color: white; padding: 2px; margin-bottom: 5px;"><b>Language Arts</b></div> <p style="text-align: right; font-size: small;">Time needed to complete it?</p> <input style="width: 30px; height: 20px; margin: 5px auto;" type="text"/> <p style="text-align: right; font-size: small;">Assignment order?</p> <input style="width: 30px; height: 20px; margin: 5px auto;" type="text"/>	<div style="background-color: black; color: white; padding: 2px; margin-bottom: 5px;"><b>Language Arts</b></div> <p style="text-align: right; font-size: small;">Time needed to complete it?</p> <input style="width: 30px; height: 20px; margin: 5px auto;" type="text"/> <p style="text-align: right; font-size: small;">Assignment order?</p> <input style="width: 30px; height: 20px; margin: 5px auto;" type="text"/>	<div style="background-color: black; color: white; padding: 5px; font-weight: bold; font-size: 1.2em;">SUNDAY, SEPTEMBER 4</div>
<div style="background-color: black; color: white; padding: 2px; margin-bottom: 5px;"><b>Math</b></div> <p style="text-align: right; font-size: small;">Time needed to complete it?</p> <input style="width: 30px; height: 20px; margin: 5px auto;" type="text"/> <p style="text-align: right; font-size: small;">Assignment order?</p> <input style="width: 30px; height: 20px; margin: 5px auto;" type="text"/>	<div style="background-color: black; color: white; padding: 2px; margin-bottom: 5px;"><b>Math</b></div> <p style="text-align: right; font-size: small;">Time needed to complete it?</p> <input style="width: 30px; height: 20px; margin: 5px auto;" type="text"/> <p style="text-align: right; font-size: small;">Assignment order?</p> <input style="width: 30px; height: 20px; margin: 5px auto;" type="text"/>	
<div style="background-color: black; color: white; padding: 2px; margin-bottom: 5px;"><b>Science</b></div> <p style="text-align: right; font-size: small;">Time needed to complete it?</p> <input style="width: 30px; height: 20px; margin: 5px auto;" type="text"/> <p style="text-align: right; font-size: small;">Assignment order?</p> <input style="width: 30px; height: 20px; margin: 5px auto;" type="text"/>	<div style="background-color: black; color: white; padding: 2px; margin-bottom: 5px;"><b>Science</b></div> <p style="text-align: right; font-size: small;">Time needed to complete it?</p> <input style="width: 30px; height: 20px; margin: 5px auto;" type="text"/> <p style="text-align: right; font-size: small;">Assignment order?</p> <input style="width: 30px; height: 20px; margin: 5px auto;" type="text"/>	
<div style="background-color: black; color: white; padding: 2px; margin-bottom: 5px;"><b>Social Science</b></div> <p style="text-align: right; font-size: small;">Time needed to complete it?</p> <input style="width: 30px; height: 20px; margin: 5px auto;" type="text"/> <p style="text-align: right; font-size: small;">Assignment order?</p> <input style="width: 30px; height: 20px; margin: 5px auto;" type="text"/>	<div style="background-color: black; color: white; padding: 2px; margin-bottom: 5px;"><b>Social Science</b></div> <p style="text-align: right; font-size: small;">Time needed to complete it?</p> <input style="width: 30px; height: 20px; margin: 5px auto;" type="text"/> <p style="text-align: right; font-size: small;">Assignment order?</p> <input style="width: 30px; height: 20px; margin: 5px auto;" type="text"/>	
<div style="background-color: black; color: white; padding: 2px; margin-bottom: 5px;"><b>Exploratory/Language</b></div> <p style="text-align: right; font-size: small;">Time needed to complete it?</p> <input style="width: 30px; height: 20px; margin: 5px auto;" type="text"/> <p style="text-align: right; font-size: small;">Assignment order?</p> <input style="width: 30px; height: 20px; margin: 5px auto;" type="text"/>	<div style="background-color: black; color: white; padding: 2px; margin-bottom: 5px;"><b>Exploratory/Language</b></div> <p style="text-align: right; font-size: small;">Time needed to complete it?</p> <input style="width: 30px; height: 20px; margin: 5px auto;" type="text"/> <p style="text-align: right; font-size: small;">Assignment order?</p> <input style="width: 30px; height: 20px; margin: 5px auto;" type="text"/>	
<div style="background-color: black; color: white; padding: 2px; margin-bottom: 5px;"><b>PE/Health</b></div> <p style="text-align: right; font-size: small;">Time needed to complete it?</p> <input style="width: 30px; height: 20px; margin: 5px auto;" type="text"/> <p style="text-align: right; font-size: small;">Assignment order?</p> <input style="width: 30px; height: 20px; margin: 5px auto;" type="text"/>	<div style="background-color: black; color: white; padding: 2px; margin-bottom: 5px;"><b>PE/Health</b></div> <p style="text-align: right; font-size: small;">Time needed to complete it?</p> <input style="width: 30px; height: 20px; margin: 5px auto;" type="text"/> <p style="text-align: right; font-size: small;">Assignment order?</p> <input style="width: 30px; height: 20px; margin: 5px auto;" type="text"/>	

**GOAL REFLECTION:**

---

Did you meet your goal?

YES
  NO

If you did not meet your goal, what adjustments can you make next week?

*You Got This!*

# MONDAY, SEPTEMBER 5 Labor Day

<b>Language Arts</b>	Time needed to complete it? <input type="text"/>
	Assignment order? <input type="text"/>

<b>Math</b>	Time needed to complete it? <input type="text"/>
	Assignment order? <input type="text"/>

<b>Science</b>	Time needed to complete it? <input type="text"/>
	Assignment order? <input type="text"/>

<b>Social Studies</b>	Time needed to complete it? <input type="text"/>
	Assignment order? <input type="text"/>

<b>Exploratory/Language</b>	Time needed to complete it? <input type="text"/>
	Assignment order? <input type="text"/>

<b>PE/Health</b>	Time needed to complete it? <input type="text"/>
	Assignment order? <input type="text"/>

# TUESDAY, SEPTEMBER 6

<b>Language Arts</b>	Time needed to complete it? <input type="text"/>
	Assignment order? <input type="text"/>

<b>Math</b>	Time needed to complete it? <input type="text"/>
	Assignment order? <input type="text"/>

<b>Science</b>	Time needed to complete it? <input type="text"/>
	Assignment order? <input type="text"/>

<b>Social Studies</b>	Time needed to complete it? <input type="text"/>
	Assignment order? <input type="text"/>

<b>Exploratory/Language</b>	Time needed to complete it? <input type="text"/>
	Assignment order? <input type="text"/>

<b>PE/Health</b>	Time needed to complete it? <input type="text"/>
	Assignment order? <input type="text"/>

# WEDNESDAY, SEPTEMBER 7

<b>Language Arts</b>	Time needed to complete it? <input type="text"/>
	Assignment order? <input type="text"/>

<b>Math</b>	Time needed to complete it? <input type="text"/>
	Assignment order? <input type="text"/>

<b>Science</b>	Time needed to complete it? <input type="text"/>
	Assignment order? <input type="text"/>

<b>Social Studies</b>	Time needed to complete it? <input type="text"/>
	Assignment order? <input type="text"/>

<b>Exploratory/Language</b>	Time needed to complete it? <input type="text"/>
	Assignment order? <input type="text"/>

<b>PE/Health</b>	Time needed to complete it? <input type="text"/>
	Assignment order? <input type="text"/>

## WEEKLY TO-DO LIST:

1. Write down assignments for each class.
2. Prioritize work by completing the most challenging work or missing work first.
3. Fill out the small boxes to help you create your homework plan.
  - a. How long will the assignment take to complete?
  - b. What order will you complete the assignment? 1st? 2nd? 3rd?
4. Write a goal for the week based on how you are doing.

## UPCOMING TESTS & PROJECTS



# HAVE YOU...

- Checked your grades on Infinite Campus?
- Emailed your teachers if you need help?
- Checked for accuracy on recording your assignments?
- Crossed off the assignments that are done?
- Cleaned out your locker/backpack recently?
- Submitted any missing work?
- Checked your student email?

If you haven't done all of these things, which one do you need to focus on for the week? Write it down over here. *el*

**GOAL FOR THE WEEK:**

---

**You  
Can Do  
This**

THURSDAY, SEPTEMBER 8	FRIDAY, SEPTEMBER 9	SATURDAY, SEPTEMBER 10
<div style="background-color: black; color: white; padding: 2px;"><b>Language Arts</b></div> <p style="text-align: right;">Time needed to complete it? <input style="width: 30px; height: 20px;" type="text"/></p> <p style="text-align: right;">Assignment order? <input style="width: 30px; height: 20px;" type="text"/></p>	<div style="background-color: black; color: white; padding: 2px;"><b>Language Arts</b></div> <p style="text-align: right;">Time needed to complete it? <input style="width: 30px; height: 20px;" type="text"/></p> <p style="text-align: right;">Assignment order? <input style="width: 30px; height: 20px;" type="text"/></p>	<div style="background-color: black; color: white; padding: 5px; font-weight: bold; font-size: 1.2em;">SUNDAY, SEPTEMBER 11</div>
<div style="background-color: black; color: white; padding: 2px;"><b>Math</b></div> <p style="text-align: right;">Time needed to complete it? <input style="width: 30px; height: 20px;" type="text"/></p> <p style="text-align: right;">Assignment order? <input style="width: 30px; height: 20px;" type="text"/></p>	<div style="background-color: black; color: white; padding: 2px;"><b>Math</b></div> <p style="text-align: right;">Time needed to complete it? <input style="width: 30px; height: 20px;" type="text"/></p> <p style="text-align: right;">Assignment order? <input style="width: 30px; height: 20px;" type="text"/></p>	
<div style="background-color: black; color: white; padding: 2px;"><b>Science</b></div> <p style="text-align: right;">Time needed to complete it? <input style="width: 30px; height: 20px;" type="text"/></p> <p style="text-align: right;">Assignment order? <input style="width: 30px; height: 20px;" type="text"/></p>	<div style="background-color: black; color: white; padding: 2px;"><b>Science</b></div> <p style="text-align: right;">Time needed to complete it? <input style="width: 30px; height: 20px;" type="text"/></p> <p style="text-align: right;">Assignment order? <input style="width: 30px; height: 20px;" type="text"/></p>	
<div style="background-color: black; color: white; padding: 2px;"><b>Social Science</b></div> <p style="text-align: right;">Time needed to complete it? <input style="width: 30px; height: 20px;" type="text"/></p> <p style="text-align: right;">Assignment order? <input style="width: 30px; height: 20px;" type="text"/></p>	<div style="background-color: black; color: white; padding: 2px;"><b>Social Science</b></div> <p style="text-align: right;">Time needed to complete it? <input style="width: 30px; height: 20px;" type="text"/></p> <p style="text-align: right;">Assignment order? <input style="width: 30px; height: 20px;" type="text"/></p>	
<div style="background-color: black; color: white; padding: 2px;"><b>Exploratory/Language</b></div> <p style="text-align: right;">Time needed to complete it? <input style="width: 30px; height: 20px;" type="text"/></p> <p style="text-align: right;">Assignment order? <input style="width: 30px; height: 20px;" type="text"/></p>	<div style="background-color: black; color: white; padding: 2px;"><b>Exploratory/Language</b></div> <p style="text-align: right;">Time needed to complete it? <input style="width: 30px; height: 20px;" type="text"/></p> <p style="text-align: right;">Assignment order? <input style="width: 30px; height: 20px;" type="text"/></p>	
<div style="background-color: black; color: white; padding: 2px;"><b>PE/Health</b></div> <p style="text-align: right;">Time needed to complete it? <input style="width: 30px; height: 20px;" type="text"/></p> <p style="text-align: right;">Assignment order? <input style="width: 30px; height: 20px;" type="text"/></p>	<div style="background-color: black; color: white; padding: 2px;"><b>PE/Health</b></div> <p style="text-align: right;">Time needed to complete it? <input style="width: 30px; height: 20px;" type="text"/></p> <p style="text-align: right;">Assignment order? <input style="width: 30px; height: 20px;" type="text"/></p>	

**GOAL REFLECTION:**

---

Did you meet your goal?

YES
  NO

If you did not meet your goal, what adjustments can you make next week?

*You Got This!*

# MONDAY, SEPTEMBER 12

<b>Language Arts</b>	Time needed to complete it? <input type="checkbox"/>
	Assignment order? <input type="checkbox"/>

<b>Math</b>	Time needed to complete it? <input type="checkbox"/>
	Assignment order? <input type="checkbox"/>

<b>Science</b>	Time needed to complete it? <input type="checkbox"/>
	Assignment order? <input type="checkbox"/>

<b>Social Studies</b>	Time needed to complete it? <input type="checkbox"/>
	Assignment order? <input type="checkbox"/>

<b>Exploratory/Language</b>	Time needed to complete it? <input type="checkbox"/>
	Assignment order? <input type="checkbox"/>

<b>PE/Health</b>	Time needed to complete it? <input type="checkbox"/>
	Assignment order? <input type="checkbox"/>

# TUESDAY, SEPTEMBER 13

<b>Language Arts</b>	Time needed to complete it? <input type="checkbox"/>
	Assignment order? <input type="checkbox"/>

<b>Math</b>	Time needed to complete it? <input type="checkbox"/>
	Assignment order? <input type="checkbox"/>

<b>Science</b>	Time needed to complete it? <input type="checkbox"/>
	Assignment order? <input type="checkbox"/>

<b>Social Studies</b>	Time needed to complete it? <input type="checkbox"/>
	Assignment order? <input type="checkbox"/>

<b>Exploratory/Language</b>	Time needed to complete it? <input type="checkbox"/>
	Assignment order? <input type="checkbox"/>

<b>PE/Health</b>	Time needed to complete it? <input type="checkbox"/>
	Assignment order? <input type="checkbox"/>

# WEDNESDAY, SEPTEMBER 14

<b>Language Arts</b>	Time needed to complete it? <input type="checkbox"/>
	Assignment order? <input type="checkbox"/>

<b>Math</b>	Time needed to complete it? <input type="checkbox"/>
	Assignment order? <input type="checkbox"/>

<b>Science</b>	Time needed to complete it? <input type="checkbox"/>
	Assignment order? <input type="checkbox"/>

<b>Social Studies</b>	Time needed to complete it? <input type="checkbox"/>
	Assignment order? <input type="checkbox"/>

<b>Exploratory/Language</b>	Time needed to complete it? <input type="checkbox"/>
	Assignment order? <input type="checkbox"/>

<b>PE/Health</b>	Time needed to complete it? <input type="checkbox"/>
	Assignment order? <input type="checkbox"/>

## WEEKLY TO-DO LIST:

1. Write down assignments for each class.
2. Prioritize work by completing the most challenging work or missing work first.
3. Fill out the small boxes to help you create your homework plan.
  - a. How long will the assignment take to complete?
  - b. What order will you complete the assignment? 1st? 2nd? 3rd?
4. Write a goal for the week based on how you are doing.

## UPCOMING TESTS & PROJECTS



# HAVE YOU...

- Checked your grades on Infinite Campus?
- Emailed your teachers if you need help?
- Checked for accuracy on recording your assignments?
- Crossed off the assignments that are done?
- Cleaned out your locker/backpack recently?
- Submitted any missing work?
- Checked your student email?

If you haven't done all of these things, which one do you need to focus on for the week? Write it down over here. *el*

**GOAL FOR THE WEEK:**

---

**You  
CAN DO  
THIS**

THURSDAY, SEPTEMBER 15	FRIDAY, SEPTEMBER 16	SATURDAY, SEPTEMBER 17
<div style="background-color: black; color: white; padding: 2px; margin-bottom: 5px;"><b>Language Arts</b></div> <p style="text-align: right; font-size: small;">Time needed to complete it?</p> <input style="width: 30px; height: 20px; margin-right: 5px;" type="text"/> <p style="text-align: right; font-size: small;">Assignment order?</p> <input style="width: 30px; height: 20px; margin-right: 5px;" type="text"/>	<div style="background-color: black; color: white; padding: 2px; margin-bottom: 5px;"><b>Language Arts</b></div> <p style="text-align: right; font-size: small;">Time needed to complete it?</p> <input style="width: 30px; height: 20px; margin-right: 5px;" type="text"/> <p style="text-align: right; font-size: small;">Assignment order?</p> <input style="width: 30px; height: 20px; margin-right: 5px;" type="text"/>	<div style="background-color: black; color: white; padding: 5px; font-weight: bold; font-size: 1.2em;">SUNDAY, SEPTEMBER 18</div>
<div style="background-color: black; color: white; padding: 2px; margin-bottom: 5px;"><b>Math</b></div> <p style="text-align: right; font-size: small;">Time needed to complete it?</p> <input style="width: 30px; height: 20px; margin-right: 5px;" type="text"/> <p style="text-align: right; font-size: small;">Assignment order?</p> <input style="width: 30px; height: 20px; margin-right: 5px;" type="text"/>	<div style="background-color: black; color: white; padding: 2px; margin-bottom: 5px;"><b>Math</b></div> <p style="text-align: right; font-size: small;">Time needed to complete it?</p> <input style="width: 30px; height: 20px; margin-right: 5px;" type="text"/> <p style="text-align: right; font-size: small;">Assignment order?</p> <input style="width: 30px; height: 20px; margin-right: 5px;" type="text"/>	
<div style="background-color: black; color: white; padding: 2px; margin-bottom: 5px;"><b>Science</b></div> <p style="text-align: right; font-size: small;">Time needed to complete it?</p> <input style="width: 30px; height: 20px; margin-right: 5px;" type="text"/> <p style="text-align: right; font-size: small;">Assignment order?</p> <input style="width: 30px; height: 20px; margin-right: 5px;" type="text"/>	<div style="background-color: black; color: white; padding: 2px; margin-bottom: 5px;"><b>Science</b></div> <p style="text-align: right; font-size: small;">Time needed to complete it?</p> <input style="width: 30px; height: 20px; margin-right: 5px;" type="text"/> <p style="text-align: right; font-size: small;">Assignment order?</p> <input style="width: 30px; height: 20px; margin-right: 5px;" type="text"/>	
<div style="background-color: black; color: white; padding: 2px; margin-bottom: 5px;"><b>Social Science</b></div> <p style="text-align: right; font-size: small;">Time needed to complete it?</p> <input style="width: 30px; height: 20px; margin-right: 5px;" type="text"/> <p style="text-align: right; font-size: small;">Assignment order?</p> <input style="width: 30px; height: 20px; margin-right: 5px;" type="text"/>	<div style="background-color: black; color: white; padding: 2px; margin-bottom: 5px;"><b>Social Science</b></div> <p style="text-align: right; font-size: small;">Time needed to complete it?</p> <input style="width: 30px; height: 20px; margin-right: 5px;" type="text"/> <p style="text-align: right; font-size: small;">Assignment order?</p> <input style="width: 30px; height: 20px; margin-right: 5px;" type="text"/>	
<div style="background-color: black; color: white; padding: 2px; margin-bottom: 5px;"><b>Exploratory/Language</b></div> <p style="text-align: right; font-size: small;">Time needed to complete it?</p> <input style="width: 30px; height: 20px; margin-right: 5px;" type="text"/> <p style="text-align: right; font-size: small;">Assignment order?</p> <input style="width: 30px; height: 20px; margin-right: 5px;" type="text"/>	<div style="background-color: black; color: white; padding: 2px; margin-bottom: 5px;"><b>Exploratory/Language</b></div> <p style="text-align: right; font-size: small;">Time needed to complete it?</p> <input style="width: 30px; height: 20px; margin-right: 5px;" type="text"/> <p style="text-align: right; font-size: small;">Assignment order?</p> <input style="width: 30px; height: 20px; margin-right: 5px;" type="text"/>	
<div style="background-color: black; color: white; padding: 2px; margin-bottom: 5px;"><b>PE/Health</b></div> <p style="text-align: right; font-size: small;">Time needed to complete it?</p> <input style="width: 30px; height: 20px; margin-right: 5px;" type="text"/> <p style="text-align: right; font-size: small;">Assignment order?</p> <input style="width: 30px; height: 20px; margin-right: 5px;" type="text"/>	<div style="background-color: black; color: white; padding: 2px; margin-bottom: 5px;"><b>PE/Health</b></div> <p style="text-align: right; font-size: small;">Time needed to complete it?</p> <input style="width: 30px; height: 20px; margin-right: 5px;" type="text"/> <p style="text-align: right; font-size: small;">Assignment order?</p> <input style="width: 30px; height: 20px; margin-right: 5px;" type="text"/>	

**GOAL REFLECTION:**

---

Did you meet your goal?

YES
  NO

If you did not meet your goal, what adjustments can you make next week?

*You Got This!*

# MONDAY, SEPTEMBER 19

<b>Language Arts</b>	Time needed to complete it? <input type="checkbox"/>
Assignment order? <input type="checkbox"/>	

<b>Math</b>	Time needed to complete it? <input type="checkbox"/>
Assignment order? <input type="checkbox"/>	

<b>Science</b>	Time needed to complete it? <input type="checkbox"/>
Assignment order? <input type="checkbox"/>	

<b>Social Studies</b>	Time needed to complete it? <input type="checkbox"/>
Assignment order? <input type="checkbox"/>	

<b>Exploratory/Language</b>	Time needed to complete it? <input type="checkbox"/>
Assignment order? <input type="checkbox"/>	

<b>PE/Health</b>	Time needed to complete it? <input type="checkbox"/>
Assignment order? <input type="checkbox"/>	

# TUESDAY, SEPTEMBER 20

<b>Language Arts</b>	Time needed to complete it? <input type="checkbox"/>
Assignment order? <input type="checkbox"/>	

<b>Math</b>	Time needed to complete it? <input type="checkbox"/>
Assignment order? <input type="checkbox"/>	

<b>Science</b>	Time needed to complete it? <input type="checkbox"/>
Assignment order? <input type="checkbox"/>	

<b>Social Studies</b>	Time needed to complete it? <input type="checkbox"/>
Assignment order? <input type="checkbox"/>	

<b>Exploratory/Language</b>	Time needed to complete it? <input type="checkbox"/>
Assignment order? <input type="checkbox"/>	

<b>PE/Health</b>	Time needed to complete it? <input type="checkbox"/>
Assignment order? <input type="checkbox"/>	

# WEDNESDAY, SEPTEMBER 21

<b>Language Arts</b>	Time needed to complete it? <input type="checkbox"/>
Assignment order? <input type="checkbox"/>	

<b>Math</b>	Time needed to complete it? <input type="checkbox"/>
Assignment order? <input type="checkbox"/>	

<b>Science</b>	Time needed to complete it? <input type="checkbox"/>
Assignment order? <input type="checkbox"/>	

<b>Social Studies</b>	Time needed to complete it? <input type="checkbox"/>
Assignment order? <input type="checkbox"/>	

<b>Exploratory/Language</b>	Time needed to complete it? <input type="checkbox"/>
Assignment order? <input type="checkbox"/>	

<b>PE/Health</b>	Time needed to complete it? <input type="checkbox"/>
Assignment order? <input type="checkbox"/>	

## WEEKLY TO-DO LIST:

1. Write down assignments for each class.
2. Prioritize work by completing the most challenging work or missing work first.
3. Fill out the small boxes to help you create your homework plan.
  - a. How long will the assignment take to complete?
  - b. What order will you complete the assignment? 1st? 2nd? 3rd?
4. Write a goal for the week based on how you are doing.

## UPCOMING TESTS & PROJECTS





# HAVE YOU...

- Checked your grades on Infinite Campus?
- Emailed your teachers if you need help?
- Checked for accuracy on recording your assignments?
- Crossed off the assignments that are done?
- Cleaned out your locker/backpack recently?
- Submitted any missing work?
- Checked your student email?

If you haven't done all of these things, which one do you need to focus on for the week? Write it down over here. *el*

**GOAL FOR THE WEEK:**

---

**You  
CAN DO  
THIS**

THURSDAY, SEPTEMBER 22	FRIDAY, SEPTEMBER 23	SATURDAY, SEPTEMBER 24
<div style="background-color: black; color: white; padding: 2px;"><b>Language Arts</b></div> <p>Time needed to complete it? <input style="width: 40px; height: 20px;" type="text"/></p> <p>Assignment order? <input style="width: 40px; height: 20px;" type="text"/></p>	<div style="background-color: black; color: white; padding: 2px;"><b>Language Arts</b></div> <p>Time needed to complete it? <input style="width: 40px; height: 20px;" type="text"/></p> <p>Assignment order? <input style="width: 40px; height: 20px;" type="text"/></p>	<div style="background-color: black; color: white; padding: 5px; font-weight: bold; font-size: 1.2em;">SUNDAY, SEPTEMBER 25</div>
<div style="background-color: black; color: white; padding: 2px;"><b>Math</b></div> <p>Time needed to complete it? <input style="width: 40px; height: 20px;" type="text"/></p> <p>Assignment order? <input style="width: 40px; height: 20px;" type="text"/></p>	<div style="background-color: black; color: white; padding: 2px;"><b>Math</b></div> <p>Time needed to complete it? <input style="width: 40px; height: 20px;" type="text"/></p> <p>Assignment order? <input style="width: 40px; height: 20px;" type="text"/></p>	
<div style="background-color: black; color: white; padding: 2px;"><b>Science</b></div> <p>Time needed to complete it? <input style="width: 40px; height: 20px;" type="text"/></p> <p>Assignment order? <input style="width: 40px; height: 20px;" type="text"/></p>	<div style="background-color: black; color: white; padding: 2px;"><b>Science</b></div> <p>Time needed to complete it? <input style="width: 40px; height: 20px;" type="text"/></p> <p>Assignment order? <input style="width: 40px; height: 20px;" type="text"/></p>	
<div style="background-color: black; color: white; padding: 2px;"><b>Social Science</b></div> <p>Time needed to complete it? <input style="width: 40px; height: 20px;" type="text"/></p> <p>Assignment order? <input style="width: 40px; height: 20px;" type="text"/></p>	<div style="background-color: black; color: white; padding: 2px;"><b>Social Science</b></div> <p>Time needed to complete it? <input style="width: 40px; height: 20px;" type="text"/></p> <p>Assignment order? <input style="width: 40px; height: 20px;" type="text"/></p>	
<div style="background-color: black; color: white; padding: 2px;"><b>Exploratory/Language</b></div> <p>Time needed to complete it? <input style="width: 40px; height: 20px;" type="text"/></p> <p>Assignment order? <input style="width: 40px; height: 20px;" type="text"/></p>	<div style="background-color: black; color: white; padding: 2px;"><b>Exploratory/Language</b></div> <p>Time needed to complete it? <input style="width: 40px; height: 20px;" type="text"/></p> <p>Assignment order? <input style="width: 40px; height: 20px;" type="text"/></p>	
<div style="background-color: black; color: white; padding: 2px;"><b>PE/Health</b></div> <p>Time needed to complete it? <input style="width: 40px; height: 20px;" type="text"/></p> <p>Assignment order? <input style="width: 40px; height: 20px;" type="text"/></p>	<div style="background-color: black; color: white; padding: 2px;"><b>PE/Health</b></div> <p>Time needed to complete it? <input style="width: 40px; height: 20px;" type="text"/></p> <p>Assignment order? <input style="width: 40px; height: 20px;" type="text"/></p>	

**GOAL REFLECTION:**

---

Did you meet your goal?

YES
  NO

If you did not meet your goal, what adjustments can you make next week?

*You  
Got  
This!*

# MONDAY, SEPTEMBER 26

<b>Language Arts</b>	Time needed to complete it? <input type="checkbox"/>
	Assignment order? <input type="checkbox"/>

<b>Math</b>	Time needed to complete it? <input type="checkbox"/>
	Assignment order? <input type="checkbox"/>

<b>Science</b>	Time needed to complete it? <input type="checkbox"/>
	Assignment order? <input type="checkbox"/>

<b>Social Studies</b>	Time needed to complete it? <input type="checkbox"/>
	Assignment order? <input type="checkbox"/>

<b>Exploratory/Language</b>	Time needed to complete it? <input type="checkbox"/>
	Assignment order? <input type="checkbox"/>

<b>PE/Health</b>	Time needed to complete it? <input type="checkbox"/>
	Assignment order? <input type="checkbox"/>

# TUESDAY, SEPTEMBER 27

<b>Language Arts</b>	Time needed to complete it? <input type="checkbox"/>
	Assignment order? <input type="checkbox"/>

<b>Math</b>	Time needed to complete it? <input type="checkbox"/>
	Assignment order? <input type="checkbox"/>

<b>Science</b>	Time needed to complete it? <input type="checkbox"/>
	Assignment order? <input type="checkbox"/>

<b>Social Studies</b>	Time needed to complete it? <input type="checkbox"/>
	Assignment order? <input type="checkbox"/>

<b>Exploratory/Language</b>	Time needed to complete it? <input type="checkbox"/>
	Assignment order? <input type="checkbox"/>

<b>PE/Health</b>	Time needed to complete it? <input type="checkbox"/>
	Assignment order? <input type="checkbox"/>

# WEDNESDAY, SEPTEMBER 28

<b>Language Arts</b>	Time needed to complete it? <input type="checkbox"/>
	Assignment order? <input type="checkbox"/>

<b>Math</b>	Time needed to complete it? <input type="checkbox"/>
	Assignment order? <input type="checkbox"/>

<b>Science</b>	Time needed to complete it? <input type="checkbox"/>
	Assignment order? <input type="checkbox"/>

<b>Social Studies</b>	Time needed to complete it? <input type="checkbox"/>
	Assignment order? <input type="checkbox"/>

<b>Exploratory/Language</b>	Time needed to complete it? <input type="checkbox"/>
	Assignment order? <input type="checkbox"/>

<b>PE/Health</b>	Time needed to complete it? <input type="checkbox"/>
	Assignment order? <input type="checkbox"/>

## WEEKLY TO-DO LIST:

1. Write down assignments for each class.
2. Prioritize work by completing the most challenging work or missing work first.
3. Fill out the small boxes to help you create your homework plan.
  - a. How long will the assignment take to complete?
  - b. What order will you complete the assignment? 1st? 2nd? 3rd?
4. Write a goal for the week based on how you are doing.

## UPCOMING TESTS & PROJECTS



# HAVE YOU...

- Checked your grades on Infinite Campus?
- Emailed your teachers if you need help?
- Checked for accuracy on recording your assignments?
- Crossed off the assignments that are done?
- Cleaned out your locker/backpack recently?
- Submitted any missing work?
- Checked your student email?

If you haven't done all of these things, which one do you need to focus on for the week? Write it down over here. *el*

**GOAL FOR THE WEEK:**

---

**You  
CAN DO  
THIS**

THURSDAY, SEPTEMBER 29	FRIDAY, SEPTEMBER 30	SATURDAY, OCTOBER 1
<div style="border-bottom: 1px solid black; padding: 5px;"> <p><b>Language Arts</b>      Time needed to complete it? <input type="checkbox"/></p> <p style="text-align: right;">Assignment order? <input type="checkbox"/></p> </div>	<div style="border-bottom: 1px solid black; padding: 5px;"> <p><b>Language Arts</b>      Time needed to complete it? <input type="checkbox"/></p> <p style="text-align: right;">Assignment order? <input type="checkbox"/></p> </div>	<div style="border: 1px solid black; border-radius: 15px; padding: 10px; margin: 10px auto; width: 80%;"> <p style="text-align: center; font-weight: bold;">SUNDAY, OCTOBER 2</p> </div>
<div style="border-bottom: 1px solid black; padding: 5px;"> <p><b>Math</b>      Time needed to complete it? <input type="checkbox"/></p> <p style="text-align: right;">Assignment order? <input type="checkbox"/></p> </div>	<div style="border-bottom: 1px solid black; padding: 5px;"> <p><b>Math</b>      Time needed to complete it? <input type="checkbox"/></p> <p style="text-align: right;">Assignment order? <input type="checkbox"/></p> </div>	
<div style="border-bottom: 1px solid black; padding: 5px;"> <p><b>Science</b>      Time needed to complete it? <input type="checkbox"/></p> <p style="text-align: right;">Assignment order? <input type="checkbox"/></p> </div>	<div style="border-bottom: 1px solid black; padding: 5px;"> <p><b>Science</b>      Time needed to complete it? <input type="checkbox"/></p> <p style="text-align: right;">Assignment order? <input type="checkbox"/></p> </div>	
<div style="border-bottom: 1px solid black; padding: 5px;"> <p><b>Social Science</b>      Time needed to complete it? <input type="checkbox"/></p> <p style="text-align: right;">Assignment order? <input type="checkbox"/></p> </div>	<div style="border-bottom: 1px solid black; padding: 5px;"> <p><b>Social Science</b>      Time needed to complete it? <input type="checkbox"/></p> <p style="text-align: right;">Assignment order? <input type="checkbox"/></p> </div>	
<div style="border-bottom: 1px solid black; padding: 5px;"> <p><b>Exploratory/Language</b>      Time needed to complete it? <input type="checkbox"/></p> <p style="text-align: right;">Assignment order? <input type="checkbox"/></p> </div>	<div style="border-bottom: 1px solid black; padding: 5px;"> <p><b>Exploratory/Language</b>      Time needed to complete it? <input type="checkbox"/></p> <p style="text-align: right;">Assignment order? <input type="checkbox"/></p> </div>	
<div style="padding: 5px;"> <p><b>PE/Health</b>      Time needed to complete it? <input type="checkbox"/></p> <p style="text-align: right;">Assignment order? <input type="checkbox"/></p> </div>	<div style="padding: 5px;"> <p><b>PE/Health</b>      Time needed to complete it? <input type="checkbox"/></p> <p style="text-align: right;">Assignment order? <input type="checkbox"/></p> </div>	

**GOAL REFLECTION:**

---

Did you meet your goal?

YES       NO

If you did not meet your goal, what adjustments can you make next week?

*You  
Got  
This!*

# MONDAY, OCTOBER 3

<b>Language Arts</b>	Time needed to complete it? <input type="text"/>
	Assignment order? <input type="text"/>

<b>Math</b>	Time needed to complete it? <input type="text"/>
	Assignment order? <input type="text"/>

<b>Science</b>	Time needed to complete it? <input type="text"/>
	Assignment order? <input type="text"/>

<b>Social Studies</b>	Time needed to complete it? <input type="text"/>
	Assignment order? <input type="text"/>

<b>Exploratory/Language</b>	Time needed to complete it? <input type="text"/>
	Assignment order? <input type="text"/>

<b>PE/Health</b>	Time needed to complete it? <input type="text"/>
	Assignment order? <input type="text"/>

# TUESDAY, OCTOBER 4

<b>Language Arts</b>	Time needed to complete it? <input type="text"/>
	Assignment order? <input type="text"/>

<b>Math</b>	Time needed to complete it? <input type="text"/>
	Assignment order? <input type="text"/>

<b>Science</b>	Time needed to complete it? <input type="text"/>
	Assignment order? <input type="text"/>

<b>Social Studies</b>	Time needed to complete it? <input type="text"/>
	Assignment order? <input type="text"/>

<b>Exploratory/Language</b>	Time needed to complete it? <input type="text"/>
	Assignment order? <input type="text"/>

<b>PE/Health</b>	Time needed to complete it? <input type="text"/>
	Assignment order? <input type="text"/>

# WEDNESDAY, OCTOBER 5

<b>Language Arts</b>	Time needed to complete it? <input type="text"/>
	Assignment order? <input type="text"/>

<b>Math</b>	Time needed to complete it? <input type="text"/>
	Assignment order? <input type="text"/>

<b>Science</b>	Time needed to complete it? <input type="text"/>
	Assignment order? <input type="text"/>

<b>Social Studies</b>	Time needed to complete it? <input type="text"/>
	Assignment order? <input type="text"/>

<b>Exploratory/Language</b>	Time needed to complete it? <input type="text"/>
	Assignment order? <input type="text"/>

<b>PE/Health</b>	Time needed to complete it? <input type="text"/>
	Assignment order? <input type="text"/>

## WEEKLY TO-DO LIST:

1. Write down assignments for each class.
2. Prioritize work by completing the most challenging work or missing work first.
3. Fill out the small boxes to help you create your homework plan.
  - a. How long will the assignment take to complete?
  - b. What order will you complete the assignment? 1st? 2nd? 3rd?
4. Write a goal for the week based on how you are doing.

## UPCOMING TESTS & PROJECTS



# HAVE YOU...

- Checked your grades on Infinite Campus?
- Emailed your teachers if you need help?
- Checked for accuracy on recording your assignments?
- Crossed off the assignments that are done?
- Cleaned out your locker/backpack recently?
- Submitted any missing work?
- Checked your student email?

If you haven't done all of these things, which one do you need to focus on for the week? Write it down over here. *el*

**GOAL FOR THE WEEK:**

---

**You  
CAN DO  
THIS**

THURSDAY, OCTOBER 6	FRIDAY, OCTOBER 7	SATURDAY, OCTOBER 8
<div style="background-color: black; color: white; padding: 2px;"><b>Language Arts</b></div> <p>Time needed to complete it? <input style="width: 40px; height: 20px;" type="text"/></p> <p>Assignment order? <input style="width: 40px; height: 20px;" type="text"/></p>	<div style="background-color: black; color: white; padding: 2px;"><b>Language Arts</b></div> <p>Time needed to complete it? <input style="width: 40px; height: 20px;" type="text"/></p> <p>Assignment order? <input style="width: 40px; height: 20px;" type="text"/></p>	<div style="background-color: black; color: white; padding: 10px; border: 1px solid black; border-radius: 10px;"> <h2 style="margin: 0;">SUNDAY, OCTOBER 9</h2> </div>
<div style="background-color: black; color: white; padding: 2px;"><b>Math</b></div> <p>Time needed to complete it? <input style="width: 40px; height: 20px;" type="text"/></p> <p>Assignment order? <input style="width: 40px; height: 20px;" type="text"/></p>	<div style="background-color: black; color: white; padding: 2px;"><b>Math</b></div> <p>Time needed to complete it? <input style="width: 40px; height: 20px;" type="text"/></p> <p>Assignment order? <input style="width: 40px; height: 20px;" type="text"/></p>	
<div style="background-color: black; color: white; padding: 2px;"><b>Science</b></div> <p>Time needed to complete it? <input style="width: 40px; height: 20px;" type="text"/></p> <p>Assignment order? <input style="width: 40px; height: 20px;" type="text"/></p>	<div style="background-color: black; color: white; padding: 2px;"><b>Science</b></div> <p>Time needed to complete it? <input style="width: 40px; height: 20px;" type="text"/></p> <p>Assignment order? <input style="width: 40px; height: 20px;" type="text"/></p>	
<div style="background-color: black; color: white; padding: 2px;"><b>Social Science</b></div> <p>Time needed to complete it? <input style="width: 40px; height: 20px;" type="text"/></p> <p>Assignment order? <input style="width: 40px; height: 20px;" type="text"/></p>	<div style="background-color: black; color: white; padding: 2px;"><b>Social Science</b></div> <p>Time needed to complete it? <input style="width: 40px; height: 20px;" type="text"/></p> <p>Assignment order? <input style="width: 40px; height: 20px;" type="text"/></p>	
<div style="background-color: black; color: white; padding: 2px;"><b>Exploratory/Language</b></div> <p>Time needed to complete it? <input style="width: 40px; height: 20px;" type="text"/></p> <p>Assignment order? <input style="width: 40px; height: 20px;" type="text"/></p>	<div style="background-color: black; color: white; padding: 2px;"><b>Exploratory/Language</b></div> <p>Time needed to complete it? <input style="width: 40px; height: 20px;" type="text"/></p> <p>Assignment order? <input style="width: 40px; height: 20px;" type="text"/></p>	
<div style="background-color: black; color: white; padding: 2px;"><b>PE/Health</b></div> <p>Time needed to complete it? <input style="width: 40px; height: 20px;" type="text"/></p> <p>Assignment order? <input style="width: 40px; height: 20px;" type="text"/></p>	<div style="background-color: black; color: white; padding: 2px;"><b>PE/Health</b></div> <p>Time needed to complete it? <input style="width: 40px; height: 20px;" type="text"/></p> <p>Assignment order? <input style="width: 40px; height: 20px;" type="text"/></p>	

**GOAL REFLECTION:**

---

Did you meet your goal?

YES
  NO

If you did not meet your goal, what adjustments can you make next week?

*You  
Got  
This!*

# MONDAY, OCTOBER 10

<b>Language Arts</b>	Time needed to complete it? <input type="text"/>
	Assignment order? <input type="text"/>

<b>Math</b>	Time needed to complete it? <input type="text"/>
	Assignment order? <input type="text"/>

<b>Science</b>	Time needed to complete it? <input type="text"/>
	Assignment order? <input type="text"/>

<b>Social Studies</b>	Time needed to complete it? <input type="text"/>
	Assignment order? <input type="text"/>

<b>Exploratory/Language</b>	Time needed to complete it? <input type="text"/>
	Assignment order? <input type="text"/>

<b>PE/Health</b>	Time needed to complete it? <input type="text"/>
	Assignment order? <input type="text"/>

# TUESDAY, OCTOBER 11

<b>Language Arts</b>	Time needed to complete it? <input type="text"/>
	Assignment order? <input type="text"/>

<b>Math</b>	Time needed to complete it? <input type="text"/>
	Assignment order? <input type="text"/>

<b>Science</b>	Time needed to complete it? <input type="text"/>
	Assignment order? <input type="text"/>

<b>Social Studies</b>	Time needed to complete it? <input type="text"/>
	Assignment order? <input type="text"/>

<b>Exploratory/Language</b>	Time needed to complete it? <input type="text"/>
	Assignment order? <input type="text"/>

<b>PE/Health</b>	Time needed to complete it? <input type="text"/>
	Assignment order? <input type="text"/>

# WEDNESDAY, OCTOBER 12

<b>Language Arts</b>	Time needed to complete it? <input type="text"/>
	Assignment order? <input type="text"/>

<b>Math</b>	Time needed to complete it? <input type="text"/>
	Assignment order? <input type="text"/>

<b>Science</b>	Time needed to complete it? <input type="text"/>
	Assignment order? <input type="text"/>

<b>Social Studies</b>	Time needed to complete it? <input type="text"/>
	Assignment order? <input type="text"/>

<b>Exploratory/Language</b>	Time needed to complete it? <input type="text"/>
	Assignment order? <input type="text"/>

<b>PE/Health</b>	Time needed to complete it? <input type="text"/>
	Assignment order? <input type="text"/>

## WEEKLY TO-DO LIST:

1. Write down assignments for each class.
2. Prioritize work by completing the most challenging work or missing work first.
3. Fill out the small boxes to help you create your homework plan.
  - a. How long will the assignment take to complete?
  - b. What order will you complete the assignment? 1st? 2nd? 3rd?
4. Write a goal for the week based on how you are doing.

## UPCOMING TESTS & PROJECTS



# HAVE YOU...

- Checked your grades on Infinite Campus?
- Emailed your teachers if you need help?
- Checked for accuracy on recording your assignments?
- Crossed off the assignments that are done?
- Cleaned out your locker/backpack recently?
- Submitted any missing work?
- Checked your student email?

If you haven't done all of these things, which one do you need to focus on for the week? Write it down over here. *el*

**GOAL FOR THE WEEK:**

---

**You  
CAN DO  
THIS**

THURSDAY, OCTOBER 13	FRIDAY, OCTOBER 14	SATURDAY, OCTOBER 15
<div style="border-bottom: 1px solid black; padding: 5px;"> <p><b>Language Arts</b>      Time needed to complete it? <input type="checkbox"/></p> <p style="text-align: right;">Assignment order? <input type="checkbox"/></p> </div>	<div style="border-bottom: 1px solid black; padding: 5px;"> <p><b>Language Arts</b>      Time needed to complete it? <input type="checkbox"/></p> <p style="text-align: right;">Assignment order? <input type="checkbox"/></p> </div>	<div style="border: 1px solid black; border-radius: 15px; padding: 10px; margin: 10px auto; width: 80%;"> <p style="text-align: center;"><b>SUNDAY, OCTOBER 16</b></p> </div>
<div style="border-bottom: 1px solid black; padding: 5px;"> <p><b>Math</b>      Time needed to complete it? <input type="checkbox"/></p> <p style="text-align: right;">Assignment order? <input type="checkbox"/></p> </div>	<div style="border-bottom: 1px solid black; padding: 5px;"> <p><b>Math</b>      Time needed to complete it? <input type="checkbox"/></p> <p style="text-align: right;">Assignment order? <input type="checkbox"/></p> </div>	
<div style="border-bottom: 1px solid black; padding: 5px;"> <p><b>Science</b>      Time needed to complete it? <input type="checkbox"/></p> <p style="text-align: right;">Assignment order? <input type="checkbox"/></p> </div>	<div style="border-bottom: 1px solid black; padding: 5px;"> <p><b>Science</b>      Time needed to complete it? <input type="checkbox"/></p> <p style="text-align: right;">Assignment order? <input type="checkbox"/></p> </div>	
<div style="border-bottom: 1px solid black; padding: 5px;"> <p><b>Social Science</b>      Time needed to complete it? <input type="checkbox"/></p> <p style="text-align: right;">Assignment order? <input type="checkbox"/></p> </div>	<div style="border-bottom: 1px solid black; padding: 5px;"> <p><b>Social Science</b>      Time needed to complete it? <input type="checkbox"/></p> <p style="text-align: right;">Assignment order? <input type="checkbox"/></p> </div>	
<div style="border-bottom: 1px solid black; padding: 5px;"> <p><b>Exploratory/Language</b>      Time needed to complete it? <input type="checkbox"/></p> <p style="text-align: right;">Assignment order? <input type="checkbox"/></p> </div>	<div style="border-bottom: 1px solid black; padding: 5px;"> <p><b>Exploratory/Language</b>      Time needed to complete it? <input type="checkbox"/></p> <p style="text-align: right;">Assignment order? <input type="checkbox"/></p> </div>	
<div style="padding: 5px;"> <p><b>PE/Health</b>      Time needed to complete it? <input type="checkbox"/></p> <p style="text-align: right;">Assignment order? <input type="checkbox"/></p> </div>	<div style="padding: 5px;"> <p><b>PE/Health</b>      Time needed to complete it? <input type="checkbox"/></p> <p style="text-align: right;">Assignment order? <input type="checkbox"/></p> </div>	

**GOAL REFLECTION:**

---

Did you meet your goal?

YES       NO

If you did not meet your goal, what adjustments can you make next week?

*You  
Got  
This!*

# MONDAY, OCTOBER 17

<b>Language Arts</b>	Time needed to complete it? <input type="text"/>
	Assignment order? <input type="text"/>

<b>Math</b>	Time needed to complete it? <input type="text"/>
	Assignment order? <input type="text"/>

<b>Science</b>	Time needed to complete it? <input type="text"/>
	Assignment order? <input type="text"/>

<b>Social Studies</b>	Time needed to complete it? <input type="text"/>
	Assignment order? <input type="text"/>

<b>Exploratory/Language</b>	Time needed to complete it? <input type="text"/>
	Assignment order? <input type="text"/>

<b>PE/Health</b>	Time needed to complete it? <input type="text"/>
	Assignment order? <input type="text"/>

# TUESDAY, OCTOBER 18

<b>Language Arts</b>	Time needed to complete it? <input type="text"/>
	Assignment order? <input type="text"/>

<b>Math</b>	Time needed to complete it? <input type="text"/>
	Assignment order? <input type="text"/>

<b>Science</b>	Time needed to complete it? <input type="text"/>
	Assignment order? <input type="text"/>

<b>Social Studies</b>	Time needed to complete it? <input type="text"/>
	Assignment order? <input type="text"/>

<b>Exploratory/Language</b>	Time needed to complete it? <input type="text"/>
	Assignment order? <input type="text"/>

<b>PE/Health</b>	Time needed to complete it? <input type="text"/>
	Assignment order? <input type="text"/>

# WEDNESDAY, OCTOBER 19

<b>Language Arts</b>	Time needed to complete it? <input type="text"/>
	Assignment order? <input type="text"/>

<b>Math</b>	Time needed to complete it? <input type="text"/>
	Assignment order? <input type="text"/>

<b>Science</b>	Time needed to complete it? <input type="text"/>
	Assignment order? <input type="text"/>

<b>Social Studies</b>	Time needed to complete it? <input type="text"/>
	Assignment order? <input type="text"/>

<b>Exploratory/Language</b>	Time needed to complete it? <input type="text"/>
	Assignment order? <input type="text"/>

<b>PE/Health</b>	Time needed to complete it? <input type="text"/>
	Assignment order? <input type="text"/>

## WEEKLY TO-DO LIST:

1. Write down assignments for each class.
2. Prioritize work by completing the most challenging work or missing work first.
3. Fill out the small boxes to help you create your homework plan.
  - a. How long will the assignment take to complete?
  - b. What order will you complete the assignment? 1st? 2nd? 3rd?
4. Write a goal for the week based on how you are doing.

## UPCOMING TESTS & PROJECTS





# HAVE YOU...

- Checked your grades on Infinite Campus?
- Emailed your teachers if you need help?
- Checked for accuracy on recording your assignments?
- Crossed off the assignments that are done?
- Cleaned out your locker/backpack recently?
- Submitted any missing work?
- Checked your student email?

If you haven't done all of these things, which one do you need to focus on for the week? Write it down over here. *el*

**GOAL FOR THE WEEK:**

---

**You  
CAN DO  
THIS**

THURSDAY, OCTOBER 20	FRIDAY, OCTOBER 21	SATURDAY, OCTOBER 22
<div style="background-color: black; color: white; padding: 2px; margin-bottom: 5px;"><b>Language Arts</b></div> <p style="text-align: right; font-size: small;">Time needed to complete it?</p> <input style="width: 30px; height: 20px; margin-right: 5px;" type="text"/> <p style="text-align: right; font-size: small;">Assignment order?</p> <input style="width: 30px; height: 20px; margin-right: 5px;" type="text"/>	<div style="background-color: black; color: white; padding: 2px; margin-bottom: 5px;"><b>Language Arts</b></div> <p style="text-align: right; font-size: small;">Time needed to complete it?</p> <input style="width: 30px; height: 20px; margin-right: 5px;" type="text"/> <p style="text-align: right; font-size: small;">Assignment order?</p> <input style="width: 30px; height: 20px; margin-right: 5px;" type="text"/>	<div style="background-color: black; color: white; padding: 10px; border-radius: 10px; font-size: 1.2em; font-weight: bold;">SUNDAY, OCTOBER 23</div>
<div style="background-color: black; color: white; padding: 2px; margin-bottom: 5px;"><b>Math</b></div> <p style="text-align: right; font-size: small;">Time needed to complete it?</p> <input style="width: 30px; height: 20px; margin-right: 5px;" type="text"/> <p style="text-align: right; font-size: small;">Assignment order?</p> <input style="width: 30px; height: 20px; margin-right: 5px;" type="text"/>	<div style="background-color: black; color: white; padding: 2px; margin-bottom: 5px;"><b>Math</b></div> <p style="text-align: right; font-size: small;">Time needed to complete it?</p> <input style="width: 30px; height: 20px; margin-right: 5px;" type="text"/> <p style="text-align: right; font-size: small;">Assignment order?</p> <input style="width: 30px; height: 20px; margin-right: 5px;" type="text"/>	
<div style="background-color: black; color: white; padding: 2px; margin-bottom: 5px;"><b>Science</b></div> <p style="text-align: right; font-size: small;">Time needed to complete it?</p> <input style="width: 30px; height: 20px; margin-right: 5px;" type="text"/> <p style="text-align: right; font-size: small;">Assignment order?</p> <input style="width: 30px; height: 20px; margin-right: 5px;" type="text"/>	<div style="background-color: black; color: white; padding: 2px; margin-bottom: 5px;"><b>Science</b></div> <p style="text-align: right; font-size: small;">Time needed to complete it?</p> <input style="width: 30px; height: 20px; margin-right: 5px;" type="text"/> <p style="text-align: right; font-size: small;">Assignment order?</p> <input style="width: 30px; height: 20px; margin-right: 5px;" type="text"/>	
<div style="background-color: black; color: white; padding: 2px; margin-bottom: 5px;"><b>Social Science</b></div> <p style="text-align: right; font-size: small;">Time needed to complete it?</p> <input style="width: 30px; height: 20px; margin-right: 5px;" type="text"/> <p style="text-align: right; font-size: small;">Assignment order?</p> <input style="width: 30px; height: 20px; margin-right: 5px;" type="text"/>	<div style="background-color: black; color: white; padding: 2px; margin-bottom: 5px;"><b>Social Science</b></div> <p style="text-align: right; font-size: small;">Time needed to complete it?</p> <input style="width: 30px; height: 20px; margin-right: 5px;" type="text"/> <p style="text-align: right; font-size: small;">Assignment order?</p> <input style="width: 30px; height: 20px; margin-right: 5px;" type="text"/>	
<div style="background-color: black; color: white; padding: 2px; margin-bottom: 5px;"><b>Exploratory/Language</b></div> <p style="text-align: right; font-size: small;">Time needed to complete it?</p> <input style="width: 30px; height: 20px; margin-right: 5px;" type="text"/> <p style="text-align: right; font-size: small;">Assignment order?</p> <input style="width: 30px; height: 20px; margin-right: 5px;" type="text"/>	<div style="background-color: black; color: white; padding: 2px; margin-bottom: 5px;"><b>Exploratory/Language</b></div> <p style="text-align: right; font-size: small;">Time needed to complete it?</p> <input style="width: 30px; height: 20px; margin-right: 5px;" type="text"/> <p style="text-align: right; font-size: small;">Assignment order?</p> <input style="width: 30px; height: 20px; margin-right: 5px;" type="text"/>	
<div style="background-color: black; color: white; padding: 2px; margin-bottom: 5px;"><b>PE/Health</b></div> <p style="text-align: right; font-size: small;">Time needed to complete it?</p> <input style="width: 30px; height: 20px; margin-right: 5px;" type="text"/> <p style="text-align: right; font-size: small;">Assignment order?</p> <input style="width: 30px; height: 20px; margin-right: 5px;" type="text"/>	<div style="background-color: black; color: white; padding: 2px; margin-bottom: 5px;"><b>PE/Health</b></div> <p style="text-align: right; font-size: small;">Time needed to complete it?</p> <input style="width: 30px; height: 20px; margin-right: 5px;" type="text"/> <p style="text-align: right; font-size: small;">Assignment order?</p> <input style="width: 30px; height: 20px; margin-right: 5px;" type="text"/>	

**GOAL REFLECTION:**

---

Did you meet your goal?

YES
  NO

If you did not meet your goal, what adjustments can you make next week?

*You Got This!*

# MONDAY, OCTOBER 24

Language Arts

Time needed to complete it?

Assignment order?

Math

Time needed to complete it?

Assignment order?

Science

Time needed to complete it?

Assignment order?

Social Studies

Time needed to complete it?

Assignment order?

Exploratory/Language

Time needed to complete it?

Assignment order?

PE/Health

Time needed to complete it?

Assignment order?

# TUESDAY, OCTOBER 25

Language Arts

Time needed to complete it?

Assignment order?

Math

Time needed to complete it?

Assignment order?

Science

Time needed to complete it?

Assignment order?

Social Studies

Time needed to complete it?

Assignment order?

Exploratory/Language

Time needed to complete it?

Assignment order?

PE/Health

Time needed to complete it?

Assignment order?

# WEDNESDAY, OCTOBER 26

Language Arts

Time needed to complete it?

Assignment order?

Math

Time needed to complete it?

Assignment order?

Science

Time needed to complete it?

Assignment order?

Social Studies

Time needed to complete it?

Assignment order?

Exploratory/Language

Time needed to complete it?

Assignment order?

PE/Health

Time needed to complete it?

Assignment order?

## WEEKLY TO-DO LIST:

1. Write down assignments for each class.
2. Prioritize work by completing the most challenging work or missing work first.
3. Fill out the small boxes to help you create your homework plan.
  - a. How long will the assignment take to complete?
  - b. What order will you complete the assignment? 1st? 2nd? 3rd?
4. Write a goal for the week based on how you are doing.

## UPCOMING TESTS & PROJECTS



# HAVE YOU...

- Checked your grades on Infinite Campus?
- Emailed your teachers if you need help?
- Checked for accuracy on recording your assignments?
- Crossed off the assignments that are done?
- Cleaned out your locker/backpack recently?
- Submitted any missing work?
- Checked your student email?

If you haven't done all of these things, which one do you need to focus on for the week? Write it down over here. *el*

**GOAL FOR THE WEEK:**

---

**You  
CAN DO  
THIS**

THURSDAY, OCTOBER 27	FRIDAY, OCTOBER 28	SATURDAY, OCTOBER 29
<div style="background-color: black; color: white; padding: 2px; margin-bottom: 5px;"><b>Language Arts</b></div> <div style="display: flex; justify-content: space-between;"> <span>Time needed to complete it?</span> <input style="width: 40px; height: 20px;" type="text"/> </div> <div style="display: flex; justify-content: space-between;"> <span>Assignment order?</span> <input style="width: 40px; height: 20px;" type="text"/> </div>	<div style="background-color: black; color: white; padding: 2px; margin-bottom: 5px;"><b>Language Arts</b></div> <div style="display: flex; justify-content: space-between;"> <span>Time needed to complete it?</span> <input style="width: 40px; height: 20px;" type="text"/> </div> <div style="display: flex; justify-content: space-between;"> <span>Assignment order?</span> <input style="width: 40px; height: 20px;" type="text"/> </div>	<div style="background-color: black; color: white; padding: 2px; text-align: center; font-weight: bold; font-size: 1.2em;">SUNDAY, OCTOBER 30</div>
<div style="background-color: black; color: white; padding: 2px; margin-bottom: 5px;"><b>Math</b></div> <div style="display: flex; justify-content: space-between;"> <span>Time needed to complete it?</span> <input style="width: 40px; height: 20px;" type="text"/> </div> <div style="display: flex; justify-content: space-between;"> <span>Assignment order?</span> <input style="width: 40px; height: 20px;" type="text"/> </div>	<div style="background-color: black; color: white; padding: 2px; margin-bottom: 5px;"><b>Math</b></div> <div style="display: flex; justify-content: space-between;"> <span>Time needed to complete it?</span> <input style="width: 40px; height: 20px;" type="text"/> </div> <div style="display: flex; justify-content: space-between;"> <span>Assignment order?</span> <input style="width: 40px; height: 20px;" type="text"/> </div>	
<div style="background-color: black; color: white; padding: 2px; margin-bottom: 5px;"><b>Science</b></div> <div style="display: flex; justify-content: space-between;"> <span>Time needed to complete it?</span> <input style="width: 40px; height: 20px;" type="text"/> </div> <div style="display: flex; justify-content: space-between;"> <span>Assignment order?</span> <input style="width: 40px; height: 20px;" type="text"/> </div>	<div style="background-color: black; color: white; padding: 2px; margin-bottom: 5px;"><b>Science</b></div> <div style="display: flex; justify-content: space-between;"> <span>Time needed to complete it?</span> <input style="width: 40px; height: 20px;" type="text"/> </div> <div style="display: flex; justify-content: space-between;"> <span>Assignment order?</span> <input style="width: 40px; height: 20px;" type="text"/> </div>	
<div style="background-color: black; color: white; padding: 2px; margin-bottom: 5px;"><b>Social Science</b></div> <div style="display: flex; justify-content: space-between;"> <span>Time needed to complete it?</span> <input style="width: 40px; height: 20px;" type="text"/> </div> <div style="display: flex; justify-content: space-between;"> <span>Assignment order?</span> <input style="width: 40px; height: 20px;" type="text"/> </div>	<div style="background-color: black; color: white; padding: 2px; margin-bottom: 5px;"><b>Social Science</b></div> <div style="display: flex; justify-content: space-between;"> <span>Time needed to complete it?</span> <input style="width: 40px; height: 20px;" type="text"/> </div> <div style="display: flex; justify-content: space-between;"> <span>Assignment order?</span> <input style="width: 40px; height: 20px;" type="text"/> </div>	
<div style="background-color: black; color: white; padding: 2px; margin-bottom: 5px;"><b>Exploratory/Language</b></div> <div style="display: flex; justify-content: space-between;"> <span>Time needed to complete it?</span> <input style="width: 40px; height: 20px;" type="text"/> </div> <div style="display: flex; justify-content: space-between;"> <span>Assignment order?</span> <input style="width: 40px; height: 20px;" type="text"/> </div>	<div style="background-color: black; color: white; padding: 2px; margin-bottom: 5px;"><b>Exploratory/Language</b></div> <div style="display: flex; justify-content: space-between;"> <span>Time needed to complete it?</span> <input style="width: 40px; height: 20px;" type="text"/> </div> <div style="display: flex; justify-content: space-between;"> <span>Assignment order?</span> <input style="width: 40px; height: 20px;" type="text"/> </div>	
<div style="background-color: black; color: white; padding: 2px; margin-bottom: 5px;"><b>PE/Health</b></div> <div style="display: flex; justify-content: space-between;"> <span>Time needed to complete it?</span> <input style="width: 40px; height: 20px;" type="text"/> </div> <div style="display: flex; justify-content: space-between;"> <span>Assignment order?</span> <input style="width: 40px; height: 20px;" type="text"/> </div>	<div style="background-color: black; color: white; padding: 2px; margin-bottom: 5px;"><b>PE/Health</b></div> <div style="display: flex; justify-content: space-between;"> <span>Time needed to complete it?</span> <input style="width: 40px; height: 20px;" type="text"/> </div> <div style="display: flex; justify-content: space-between;"> <span>Assignment order?</span> <input style="width: 40px; height: 20px;" type="text"/> </div>	

**GOAL REFLECTION:**

---

Did you meet your goal?

YES
 NO

If you did not meet your goal, what adjustments can you make next week?

*You  
Got  
This!*

# MONDAY, OCTOBER 31 Halloween

**Language Arts**

Time needed to complete it?

Assignment order?

**Math**

Time needed to complete it?

Assignment order?

**Science**

Time needed to complete it?

Assignment order?

**Social Studies**

Time needed to complete it?

Assignment order?

**Exploratory/Language**

Time needed to complete it?

Assignment order?

**PE/Health**

Time needed to complete it?

Assignment order?

# TUESDAY, NOVEMBER 1

**Language Arts**

Time needed to complete it?

Assignment order?

**Math**

Time needed to complete it?

Assignment order?

**Science**

Time needed to complete it?

Assignment order?

**Social Studies**

Time needed to complete it?

Assignment order?

**Exploratory/Language**

Time needed to complete it?

Assignment order?

**PE/Health**

Time needed to complete it?

Assignment order?

# WEDNESDAY, NOVEMBER 2

**Language Arts**

Time needed to complete it?

Assignment order?

**Math**

Time needed to complete it?

Assignment order?

**Science**

Time needed to complete it?

Assignment order?

**Social Studies**

Time needed to complete it?

Assignment order?

**Exploratory/Language**

Time needed to complete it?

Assignment order?

**PE/Health**

Time needed to complete it?

Assignment order?

## WEEKLY TO-DO LIST:

1. Write down assignments for each class.
2. Prioritize work by completing the most challenging work or missing work first.
3. Fill out the small boxes to help you create your homework plan.
  - a. How long will the assignment take to complete?
  - b. What order will you complete the assignment? 1st? 2nd? 3rd?
4. Write a goal for the week based on how you are doing.

## UPCOMING TESTS & PROJECTS



# HAVE YOU...

- Checked your grades on Infinite Campus?
- Emailed your teachers if you need help?
- Checked for accuracy on recording your assignments?
- Crossed off the assignments that are done?
- Cleaned out your locker/backpack recently?
- Submitted any missing work?
- Checked your student email?

If you haven't done all of these things, which one do you need to focus on for the week? Write it down over here. *el*

**GOAL FOR THE WEEK:**

---

**You  
CAN DO  
THIS**

THURSDAY, NOVEMBER 3	FRIDAY, NOVEMBER 4	SATURDAY, NOVEMBER 5
<div style="background-color: black; color: white; padding: 2px;"><b>Language Arts</b></div> <p>Time needed to complete it? <input style="width: 40px; height: 20px;" type="text"/></p> <p>Assignment order? <input style="width: 40px; height: 20px;" type="text"/></p>	<div style="background-color: black; color: white; padding: 2px;"><b>Language Arts</b></div> <p>Time needed to complete it? <input style="width: 40px; height: 20px;" type="text"/></p> <p>Assignment order? <input style="width: 40px; height: 20px;" type="text"/></p>	<div style="background-color: black; color: white; padding: 10px; border: 1px solid black; border-radius: 10px; font-size: 1.2em; font-weight: bold;">SUNDAY, NOVEMBER 6</div>
<div style="background-color: black; color: white; padding: 2px;"><b>Math</b></div> <p>Time needed to complete it? <input style="width: 40px; height: 20px;" type="text"/></p> <p>Assignment order? <input style="width: 40px; height: 20px;" type="text"/></p>	<div style="background-color: black; color: white; padding: 2px;"><b>Math</b></div> <p>Time needed to complete it? <input style="width: 40px; height: 20px;" type="text"/></p> <p>Assignment order? <input style="width: 40px; height: 20px;" type="text"/></p>	
<div style="background-color: black; color: white; padding: 2px;"><b>Science</b></div> <p>Time needed to complete it? <input style="width: 40px; height: 20px;" type="text"/></p> <p>Assignment order? <input style="width: 40px; height: 20px;" type="text"/></p>	<div style="background-color: black; color: white; padding: 2px;"><b>Science</b></div> <p>Time needed to complete it? <input style="width: 40px; height: 20px;" type="text"/></p> <p>Assignment order? <input style="width: 40px; height: 20px;" type="text"/></p>	
<div style="background-color: black; color: white; padding: 2px;"><b>Social Science</b></div> <p>Time needed to complete it? <input style="width: 40px; height: 20px;" type="text"/></p> <p>Assignment order? <input style="width: 40px; height: 20px;" type="text"/></p>	<div style="background-color: black; color: white; padding: 2px;"><b>Social Science</b></div> <p>Time needed to complete it? <input style="width: 40px; height: 20px;" type="text"/></p> <p>Assignment order? <input style="width: 40px; height: 20px;" type="text"/></p>	
<div style="background-color: black; color: white; padding: 2px;"><b>Exploratory/Language</b></div> <p>Time needed to complete it? <input style="width: 40px; height: 20px;" type="text"/></p> <p>Assignment order? <input style="width: 40px; height: 20px;" type="text"/></p>	<div style="background-color: black; color: white; padding: 2px;"><b>Exploratory/Language</b></div> <p>Time needed to complete it? <input style="width: 40px; height: 20px;" type="text"/></p> <p>Assignment order? <input style="width: 40px; height: 20px;" type="text"/></p>	
<div style="background-color: black; color: white; padding: 2px;"><b>PE/Health</b></div> <p>Time needed to complete it? <input style="width: 40px; height: 20px;" type="text"/></p> <p>Assignment order? <input style="width: 40px; height: 20px;" type="text"/></p>	<div style="background-color: black; color: white; padding: 2px;"><b>PE/Health</b></div> <p>Time needed to complete it? <input style="width: 40px; height: 20px;" type="text"/></p> <p>Assignment order? <input style="width: 40px; height: 20px;" type="text"/></p>	

**GOAL REFLECTION:**

---

Did you meet your goal?

YES
  NO

If you did not meet your goal, what adjustments can you make next week?

*You Got This!*

# MONDAY, NOVEMBER 7

<b>Language Arts</b>	Time needed to complete it? <input type="checkbox"/>
Assignment order? <input type="checkbox"/>	

<b>Math</b>	Time needed to complete it? <input type="checkbox"/>
Assignment order? <input type="checkbox"/>	

<b>Science</b>	Time needed to complete it? <input type="checkbox"/>
Assignment order? <input type="checkbox"/>	

<b>Social Studies</b>	Time needed to complete it? <input type="checkbox"/>
Assignment order? <input type="checkbox"/>	

<b>Exploratory/Language</b>	Time needed to complete it? <input type="checkbox"/>
Assignment order? <input type="checkbox"/>	

<b>PE/Health</b>	Time needed to complete it? <input type="checkbox"/>
Assignment order? <input type="checkbox"/>	

# TUESDAY, NOVEMBER 8 Election Day

<b>Language Arts</b>	Time needed to complete it? <input type="checkbox"/>
Assignment order? <input type="checkbox"/>	

<b>Math</b>	Time needed to complete it? <input type="checkbox"/>
Assignment order? <input type="checkbox"/>	

<b>Science</b>	Time needed to complete it? <input type="checkbox"/>
Assignment order? <input type="checkbox"/>	

<b>Social Studies</b>	Time needed to complete it? <input type="checkbox"/>
Assignment order? <input type="checkbox"/>	

<b>Exploratory/Language</b>	Time needed to complete it? <input type="checkbox"/>
Assignment order? <input type="checkbox"/>	

<b>PE/Health</b>	Time needed to complete it? <input type="checkbox"/>
Assignment order? <input type="checkbox"/>	

# WEDNESDAY, NOVEMBER 9

<b>Language Arts</b>	Time needed to complete it? <input type="checkbox"/>
Assignment order? <input type="checkbox"/>	

<b>Math</b>	Time needed to complete it? <input type="checkbox"/>
Assignment order? <input type="checkbox"/>	

<b>Science</b>	Time needed to complete it? <input type="checkbox"/>
Assignment order? <input type="checkbox"/>	

<b>Social Studies</b>	Time needed to complete it? <input type="checkbox"/>
Assignment order? <input type="checkbox"/>	

<b>Exploratory/Language</b>	Time needed to complete it? <input type="checkbox"/>
Assignment order? <input type="checkbox"/>	

<b>PE/Health</b>	Time needed to complete it? <input type="checkbox"/>
Assignment order? <input type="checkbox"/>	

## WEEKLY TO-DO LIST:

1. Write down assignments for each class.
2. Prioritize work by completing the most challenging work or missing work first.
3. Fill out the small boxes to help you create your homework plan.
  - a. How long will the assignment take to complete?
  - b. What order will you complete the assignment? 1st? 2nd? 3rd?
4. Write a goal for the week based on how you are doing.

## UPCOMING TESTS & PROJECTS



# HAVE YOU...

- Checked your grades on Infinite Campus?
- Emailed your teachers if you need help?
- Checked for accuracy on recording your assignments?
- Crossed off the assignments that are done?
- Cleaned out your locker/backpack recently?
- Submitted any missing work?
- Checked your student email?

If you haven't done all of these things, which one do you need to focus on for the week? Write it down over here. *el*

**GOAL FOR THE WEEK:**

---

**You  
CAN DO  
THIS**

THURSDAY, NOVEMBER 10	FRIDAY, NOVEMBER 11	SATURDAY, NOVEMBER 12
<div style="background-color: black; color: white; padding: 2px;"><b>Language Arts</b></div> <p style="text-align: right; font-size: small;">Time needed to complete it?</p> <input style="width: 30px; height: 20px; margin-left: 150px;" type="text"/> <p style="text-align: right; font-size: small;">Assignment order?</p> <input style="width: 30px; height: 20px; margin-left: 150px;" type="text"/>	<div style="background-color: black; color: white; padding: 2px;"><b>Language Arts</b></div> <p style="text-align: right; font-size: small;">Time needed to complete it?</p> <input style="width: 30px; height: 20px; margin-left: 150px;" type="text"/> <p style="text-align: right; font-size: small;">Assignment order?</p> <input style="width: 30px; height: 20px; margin-left: 150px;" type="text"/>	<div style="background-color: black; color: white; padding: 5px; font-weight: bold; font-size: 1.2em;">SUNDAY, NOVEMBER 13</div>
<div style="background-color: black; color: white; padding: 2px;"><b>Math</b></div> <p style="text-align: right; font-size: small;">Time needed to complete it?</p> <input style="width: 30px; height: 20px; margin-left: 150px;" type="text"/> <p style="text-align: right; font-size: small;">Assignment order?</p> <input style="width: 30px; height: 20px; margin-left: 150px;" type="text"/>	<div style="background-color: black; color: white; padding: 2px;"><b>Math</b></div> <p style="text-align: right; font-size: small;">Time needed to complete it?</p> <input style="width: 30px; height: 20px; margin-left: 150px;" type="text"/> <p style="text-align: right; font-size: small;">Assignment order?</p> <input style="width: 30px; height: 20px; margin-left: 150px;" type="text"/>	
<div style="background-color: black; color: white; padding: 2px;"><b>Science</b></div> <p style="text-align: right; font-size: small;">Time needed to complete it?</p> <input style="width: 30px; height: 20px; margin-left: 150px;" type="text"/> <p style="text-align: right; font-size: small;">Assignment order?</p> <input style="width: 30px; height: 20px; margin-left: 150px;" type="text"/>	<div style="background-color: black; color: white; padding: 2px;"><b>Science</b></div> <p style="text-align: right; font-size: small;">Time needed to complete it?</p> <input style="width: 30px; height: 20px; margin-left: 150px;" type="text"/> <p style="text-align: right; font-size: small;">Assignment order?</p> <input style="width: 30px; height: 20px; margin-left: 150px;" type="text"/>	
<div style="background-color: black; color: white; padding: 2px;"><b>Social Science</b></div> <p style="text-align: right; font-size: small;">Time needed to complete it?</p> <input style="width: 30px; height: 20px; margin-left: 150px;" type="text"/> <p style="text-align: right; font-size: small;">Assignment order?</p> <input style="width: 30px; height: 20px; margin-left: 150px;" type="text"/>	<div style="background-color: black; color: white; padding: 2px;"><b>Social Science</b></div> <p style="text-align: right; font-size: small;">Time needed to complete it?</p> <input style="width: 30px; height: 20px; margin-left: 150px;" type="text"/> <p style="text-align: right; font-size: small;">Assignment order?</p> <input style="width: 30px; height: 20px; margin-left: 150px;" type="text"/>	
<div style="background-color: black; color: white; padding: 2px;"><b>Exploratory/Language</b></div> <p style="text-align: right; font-size: small;">Time needed to complete it?</p> <input style="width: 30px; height: 20px; margin-left: 150px;" type="text"/> <p style="text-align: right; font-size: small;">Assignment order?</p> <input style="width: 30px; height: 20px; margin-left: 150px;" type="text"/>	<div style="background-color: black; color: white; padding: 2px;"><b>Exploratory/Language</b></div> <p style="text-align: right; font-size: small;">Time needed to complete it?</p> <input style="width: 30px; height: 20px; margin-left: 150px;" type="text"/> <p style="text-align: right; font-size: small;">Assignment order?</p> <input style="width: 30px; height: 20px; margin-left: 150px;" type="text"/>	
<div style="background-color: black; color: white; padding: 2px;"><b>PE/Health</b></div> <p style="text-align: right; font-size: small;">Time needed to complete it?</p> <input style="width: 30px; height: 20px; margin-left: 150px;" type="text"/> <p style="text-align: right; font-size: small;">Assignment order?</p> <input style="width: 30px; height: 20px; margin-left: 150px;" type="text"/>	<div style="background-color: black; color: white; padding: 2px;"><b>PE/Health</b></div> <p style="text-align: right; font-size: small;">Time needed to complete it?</p> <input style="width: 30px; height: 20px; margin-left: 150px;" type="text"/> <p style="text-align: right; font-size: small;">Assignment order?</p> <input style="width: 30px; height: 20px; margin-left: 150px;" type="text"/>	

**GOAL REFLECTION:**

---

Did you meet your goal?

YES
  NO

If you did not meet your goal, what adjustments can you make next week?

*You Got This!*

# MONDAY, NOVEMBER 14

<b>Language Arts</b>	Time needed to complete it? <input type="checkbox"/>
Assignment order? <input type="checkbox"/>	

<b>Math</b>	Time needed to complete it? <input type="checkbox"/>
Assignment order? <input type="checkbox"/>	

<b>Science</b>	Time needed to complete it? <input type="checkbox"/>
Assignment order? <input type="checkbox"/>	

<b>Social Studies</b>	Time needed to complete it? <input type="checkbox"/>
Assignment order? <input type="checkbox"/>	

<b>Exploratory/Language</b>	Time needed to complete it? <input type="checkbox"/>
Assignment order? <input type="checkbox"/>	

<b>PE/Health</b>	Time needed to complete it? <input type="checkbox"/>
Assignment order? <input type="checkbox"/>	

# TUESDAY, NOVEMBER 15

<b>Language Arts</b>	Time needed to complete it? <input type="checkbox"/>
Assignment order? <input type="checkbox"/>	

<b>Math</b>	Time needed to complete it? <input type="checkbox"/>
Assignment order? <input type="checkbox"/>	

<b>Science</b>	Time needed to complete it? <input type="checkbox"/>
Assignment order? <input type="checkbox"/>	

<b>Social Studies</b>	Time needed to complete it? <input type="checkbox"/>
Assignment order? <input type="checkbox"/>	

<b>Exploratory/Language</b>	Time needed to complete it? <input type="checkbox"/>
Assignment order? <input type="checkbox"/>	

<b>PE/Health</b>	Time needed to complete it? <input type="checkbox"/>
Assignment order? <input type="checkbox"/>	

# WEDNESDAY, NOVEMBER 16

<b>Language Arts</b>	Time needed to complete it? <input type="checkbox"/>
Assignment order? <input type="checkbox"/>	

<b>Math</b>	Time needed to complete it? <input type="checkbox"/>
Assignment order? <input type="checkbox"/>	

<b>Science</b>	Time needed to complete it? <input type="checkbox"/>
Assignment order? <input type="checkbox"/>	

<b>Social Studies</b>	Time needed to complete it? <input type="checkbox"/>
Assignment order? <input type="checkbox"/>	

<b>Exploratory/Language</b>	Time needed to complete it? <input type="checkbox"/>
Assignment order? <input type="checkbox"/>	

<b>PE/Health</b>	Time needed to complete it? <input type="checkbox"/>
Assignment order? <input type="checkbox"/>	

## WEEKLY TO-DO LIST:

1. Write down assignments for each class.
2. Prioritize work by completing the most challenging work or missing work first.
3. Fill out the small boxes to help you create your homework plan.
  - a. How long will the assignment take to complete?
  - b. What order will you complete the assignment? 1st? 2nd? 3rd?
4. Write a goal for the week based on how you are doing.

## UPCOMING TESTS & PROJECTS





# HAVE YOU...

- Checked your grades on Infinite Campus?
- Emailed your teachers if you need help?
- Checked for accuracy on recording your assignments?
- Crossed off the assignments that are done?
- Cleaned out your locker/backpack recently?
- Submitted any missing work?
- Checked your student email?

If you haven't done all of these things, which one do you need to focus on for the week? Write it down over here. *el*

**GOAL FOR THE WEEK:**

---

**You  
CAN DO  
THIS**

THURSDAY, NOVEMBER 17	FRIDAY, NOVEMBER 18	SATURDAY, NOVEMBER 19
<div style="background-color: black; color: white; padding: 2px; margin-bottom: 5px;"><b>Language Arts</b></div> <p style="text-align: right; font-size: small;">Time needed to complete it?</p> <input style="width: 30px; height: 20px; margin: 5px auto;" type="text"/> <p style="text-align: right; font-size: small;">Assignment order?</p> <input style="width: 30px; height: 20px; margin: 5px auto;" type="text"/>	<div style="background-color: black; color: white; padding: 2px; margin-bottom: 5px;"><b>Language Arts</b></div> <p style="text-align: right; font-size: small;">Time needed to complete it?</p> <input style="width: 30px; height: 20px; margin: 5px auto;" type="text"/> <p style="text-align: right; font-size: small;">Assignment order?</p> <input style="width: 30px; height: 20px; margin: 5px auto;" type="text"/>	<div style="background-color: black; color: white; padding: 5px; font-weight: bold; font-size: 1.2em;">SUNDAY, NOVEMBER 20</div>
<div style="background-color: black; color: white; padding: 2px; margin-bottom: 5px;"><b>Math</b></div> <p style="text-align: right; font-size: small;">Time needed to complete it?</p> <input style="width: 30px; height: 20px; margin: 5px auto;" type="text"/> <p style="text-align: right; font-size: small;">Assignment order?</p> <input style="width: 30px; height: 20px; margin: 5px auto;" type="text"/>	<div style="background-color: black; color: white; padding: 2px; margin-bottom: 5px;"><b>Math</b></div> <p style="text-align: right; font-size: small;">Time needed to complete it?</p> <input style="width: 30px; height: 20px; margin: 5px auto;" type="text"/> <p style="text-align: right; font-size: small;">Assignment order?</p> <input style="width: 30px; height: 20px; margin: 5px auto;" type="text"/>	
<div style="background-color: black; color: white; padding: 2px; margin-bottom: 5px;"><b>Science</b></div> <p style="text-align: right; font-size: small;">Time needed to complete it?</p> <input style="width: 30px; height: 20px; margin: 5px auto;" type="text"/> <p style="text-align: right; font-size: small;">Assignment order?</p> <input style="width: 30px; height: 20px; margin: 5px auto;" type="text"/>	<div style="background-color: black; color: white; padding: 2px; margin-bottom: 5px;"><b>Science</b></div> <p style="text-align: right; font-size: small;">Time needed to complete it?</p> <input style="width: 30px; height: 20px; margin: 5px auto;" type="text"/> <p style="text-align: right; font-size: small;">Assignment order?</p> <input style="width: 30px; height: 20px; margin: 5px auto;" type="text"/>	
<div style="background-color: black; color: white; padding: 2px; margin-bottom: 5px;"><b>Social Science</b></div> <p style="text-align: right; font-size: small;">Time needed to complete it?</p> <input style="width: 30px; height: 20px; margin: 5px auto;" type="text"/> <p style="text-align: right; font-size: small;">Assignment order?</p> <input style="width: 30px; height: 20px; margin: 5px auto;" type="text"/>	<div style="background-color: black; color: white; padding: 2px; margin-bottom: 5px;"><b>Social Science</b></div> <p style="text-align: right; font-size: small;">Time needed to complete it?</p> <input style="width: 30px; height: 20px; margin: 5px auto;" type="text"/> <p style="text-align: right; font-size: small;">Assignment order?</p> <input style="width: 30px; height: 20px; margin: 5px auto;" type="text"/>	
<div style="background-color: black; color: white; padding: 2px; margin-bottom: 5px;"><b>Exploratory/Language</b></div> <p style="text-align: right; font-size: small;">Time needed to complete it?</p> <input style="width: 30px; height: 20px; margin: 5px auto;" type="text"/> <p style="text-align: right; font-size: small;">Assignment order?</p> <input style="width: 30px; height: 20px; margin: 5px auto;" type="text"/>	<div style="background-color: black; color: white; padding: 2px; margin-bottom: 5px;"><b>Exploratory/Language</b></div> <p style="text-align: right; font-size: small;">Time needed to complete it?</p> <input style="width: 30px; height: 20px; margin: 5px auto;" type="text"/> <p style="text-align: right; font-size: small;">Assignment order?</p> <input style="width: 30px; height: 20px; margin: 5px auto;" type="text"/>	
<div style="background-color: black; color: white; padding: 2px; margin-bottom: 5px;"><b>PE/Health</b></div> <p style="text-align: right; font-size: small;">Time needed to complete it?</p> <input style="width: 30px; height: 20px; margin: 5px auto;" type="text"/> <p style="text-align: right; font-size: small;">Assignment order?</p> <input style="width: 30px; height: 20px; margin: 5px auto;" type="text"/>	<div style="background-color: black; color: white; padding: 2px; margin-bottom: 5px;"><b>PE/Health</b></div> <p style="text-align: right; font-size: small;">Time needed to complete it?</p> <input style="width: 30px; height: 20px; margin: 5px auto;" type="text"/> <p style="text-align: right; font-size: small;">Assignment order?</p> <input style="width: 30px; height: 20px; margin: 5px auto;" type="text"/>	

**GOAL REFLECTION:**

---

Did you meet your goal?

YES
  NO

If you did not meet your goal, what adjustments can you make next week?

*You Got This!*

# MONDAY, NOVEMBER 21

<b>Language Arts</b>	Time needed to complete it? <input type="checkbox"/>
	Assignment order? <input type="checkbox"/>

<b>Math</b>	Time needed to complete it? <input type="checkbox"/>
	Assignment order? <input type="checkbox"/>

<b>Science</b>	Time needed to complete it? <input type="checkbox"/>
	Assignment order? <input type="checkbox"/>

<b>Social Studies</b>	Time needed to complete it? <input type="checkbox"/>
	Assignment order? <input type="checkbox"/>

<b>Exploratory/Language</b>	Time needed to complete it? <input type="checkbox"/>
	Assignment order? <input type="checkbox"/>

<b>PE/Health</b>	Time needed to complete it? <input type="checkbox"/>
	Assignment order? <input type="checkbox"/>

# TUESDAY, NOVEMBER 22

<b>Language Arts</b>	Time needed to complete it? <input type="checkbox"/>
	Assignment order? <input type="checkbox"/>

<b>Math</b>	Time needed to complete it? <input type="checkbox"/>
	Assignment order? <input type="checkbox"/>

<b>Science</b>	Time needed to complete it? <input type="checkbox"/>
	Assignment order? <input type="checkbox"/>

<b>Social Studies</b>	Time needed to complete it? <input type="checkbox"/>
	Assignment order? <input type="checkbox"/>

<b>Exploratory/Language</b>	Time needed to complete it? <input type="checkbox"/>
	Assignment order? <input type="checkbox"/>

<b>PE/Health</b>	Time needed to complete it? <input type="checkbox"/>
	Assignment order? <input type="checkbox"/>

# WEDNESDAY, NOVEMBER 23

<b>Language Arts</b>	Time needed to complete it? <input type="checkbox"/>
	Assignment order? <input type="checkbox"/>

<b>Math</b>	Time needed to complete it? <input type="checkbox"/>
	Assignment order? <input type="checkbox"/>

<b>Science</b>	Time needed to complete it? <input type="checkbox"/>
	Assignment order? <input type="checkbox"/>

<b>Social Studies</b>	Time needed to complete it? <input type="checkbox"/>
	Assignment order? <input type="checkbox"/>

<b>Exploratory/Language</b>	Time needed to complete it? <input type="checkbox"/>
	Assignment order? <input type="checkbox"/>

<b>PE/Health</b>	Time needed to complete it? <input type="checkbox"/>
	Assignment order? <input type="checkbox"/>

## WEEKLY TO-DO LIST:

1. Write down assignments for each class.
2. Prioritize work by completing the most challenging work or missing work first.
3. Fill out the small boxes to help you create your homework plan.
  - a. How long will the assignment take to complete?
  - b. What order will you complete the assignment? 1st? 2nd? 3rd?
4. Write a goal for the week based on how you are doing.

## UPCOMING TESTS & PROJECTS



# HAVE YOU...

- Checked your grades on Infinite Campus?
- Emailed your teachers if you need help?
- Checked for accuracy on recording your assignments?
- Crossed off the assignments that are done?
- Cleaned out your locker/backpack recently?
- Submitted any missing work?
- Checked your student email?

If you haven't done all of these things, which one do you need to focus on for the week? Write it down over here. *el*

**GOAL FOR THE WEEK:**

---

**You  
CAN DO  
THIS**

THURSDAY, NOVEMBER 24 <small>Thanksgiving</small>	FRIDAY, NOVEMBER 25	SATURDAY, NOVEMBER 26
<div style="border-bottom: 2px solid black; padding-bottom: 5px;"> <b>Language Arts</b> </div> <p style="text-align: right; font-size: small;">Time needed to complete it?</p> <div style="border: 1px solid black; width: 30px; height: 20px; margin: 0 auto;"></div> <p style="text-align: right; font-size: small;">Assignment order?</p> <div style="border: 1px solid black; width: 30px; height: 20px; margin: 0 auto;"></div>	<div style="border-bottom: 2px solid black; padding-bottom: 5px;"> <b>Language Arts</b> </div> <p style="text-align: right; font-size: small;">Time needed to complete it?</p> <div style="border: 1px solid black; width: 30px; height: 20px; margin: 0 auto;"></div> <p style="text-align: right; font-size: small;">Assignment order?</p> <div style="border: 1px solid black; width: 30px; height: 20px; margin: 0 auto;"></div>	<div style="border-bottom: 2px solid black; padding-bottom: 5px;"> <b>SUNDAY, NOVEMBER 27</b> </div>
<div style="border-bottom: 2px solid black; padding-bottom: 5px;"> <b>Math</b> </div> <p style="text-align: right; font-size: small;">Time needed to complete it?</p> <div style="border: 1px solid black; width: 30px; height: 20px; margin: 0 auto;"></div> <p style="text-align: right; font-size: small;">Assignment order?</p> <div style="border: 1px solid black; width: 30px; height: 20px; margin: 0 auto;"></div>	<div style="border-bottom: 2px solid black; padding-bottom: 5px;"> <b>Math</b> </div> <p style="text-align: right; font-size: small;">Time needed to complete it?</p> <div style="border: 1px solid black; width: 30px; height: 20px; margin: 0 auto;"></div> <p style="text-align: right; font-size: small;">Assignment order?</p> <div style="border: 1px solid black; width: 30px; height: 20px; margin: 0 auto;"></div>	
<div style="border-bottom: 2px solid black; padding-bottom: 5px;"> <b>Science</b> </div> <p style="text-align: right; font-size: small;">Time needed to complete it?</p> <div style="border: 1px solid black; width: 30px; height: 20px; margin: 0 auto;"></div> <p style="text-align: right; font-size: small;">Assignment order?</p> <div style="border: 1px solid black; width: 30px; height: 20px; margin: 0 auto;"></div>	<div style="border-bottom: 2px solid black; padding-bottom: 5px;"> <b>Science</b> </div> <p style="text-align: right; font-size: small;">Time needed to complete it?</p> <div style="border: 1px solid black; width: 30px; height: 20px; margin: 0 auto;"></div> <p style="text-align: right; font-size: small;">Assignment order?</p> <div style="border: 1px solid black; width: 30px; height: 20px; margin: 0 auto;"></div>	
<div style="border-bottom: 2px solid black; padding-bottom: 5px;"> <b>Social Science</b> </div> <p style="text-align: right; font-size: small;">Time needed to complete it?</p> <div style="border: 1px solid black; width: 30px; height: 20px; margin: 0 auto;"></div> <p style="text-align: right; font-size: small;">Assignment order?</p> <div style="border: 1px solid black; width: 30px; height: 20px; margin: 0 auto;"></div>	<div style="border-bottom: 2px solid black; padding-bottom: 5px;"> <b>Social Science</b> </div> <p style="text-align: right; font-size: small;">Time needed to complete it?</p> <div style="border: 1px solid black; width: 30px; height: 20px; margin: 0 auto;"></div> <p style="text-align: right; font-size: small;">Assignment order?</p> <div style="border: 1px solid black; width: 30px; height: 20px; margin: 0 auto;"></div>	
<div style="border-bottom: 2px solid black; padding-bottom: 5px;"> <b>Exploratory/Language</b> </div> <p style="text-align: right; font-size: small;">Time needed to complete it?</p> <div style="border: 1px solid black; width: 30px; height: 20px; margin: 0 auto;"></div> <p style="text-align: right; font-size: small;">Assignment order?</p> <div style="border: 1px solid black; width: 30px; height: 20px; margin: 0 auto;"></div>	<div style="border-bottom: 2px solid black; padding-bottom: 5px;"> <b>Exploratory/Language</b> </div> <p style="text-align: right; font-size: small;">Time needed to complete it?</p> <div style="border: 1px solid black; width: 30px; height: 20px; margin: 0 auto;"></div> <p style="text-align: right; font-size: small;">Assignment order?</p> <div style="border: 1px solid black; width: 30px; height: 20px; margin: 0 auto;"></div>	
<div style="border-bottom: 2px solid black; padding-bottom: 5px;"> <b>PE/Health</b> </div> <p style="text-align: right; font-size: small;">Time needed to complete it?</p> <div style="border: 1px solid black; width: 30px; height: 20px; margin: 0 auto;"></div> <p style="text-align: right; font-size: small;">Assignment order?</p> <div style="border: 1px solid black; width: 30px; height: 20px; margin: 0 auto;"></div>	<div style="border-bottom: 2px solid black; padding-bottom: 5px;"> <b>PE/Health</b> </div> <p style="text-align: right; font-size: small;">Time needed to complete it?</p> <div style="border: 1px solid black; width: 30px; height: 20px; margin: 0 auto;"></div> <p style="text-align: right; font-size: small;">Assignment order?</p> <div style="border: 1px solid black; width: 30px; height: 20px; margin: 0 auto;"></div>	

**GOAL REFLECTION:**

---

Did you meet your goal?

YES
 NO

If you did not meet your goal, what adjustments can you make next week?

*You  
Got  
This!*

# MONDAY, NOVEMBER 28

<b>Language Arts</b>	Time needed to complete it? <input type="checkbox"/>
	Assignment order? <input type="checkbox"/>

<b>Math</b>	Time needed to complete it? <input type="checkbox"/>
	Assignment order? <input type="checkbox"/>

<b>Science</b>	Time needed to complete it? <input type="checkbox"/>
	Assignment order? <input type="checkbox"/>

<b>Social Studies</b>	Time needed to complete it? <input type="checkbox"/>
	Assignment order? <input type="checkbox"/>

<b>Exploratory/Language</b>	Time needed to complete it? <input type="checkbox"/>
	Assignment order? <input type="checkbox"/>

<b>PE/Health</b>	Time needed to complete it? <input type="checkbox"/>
	Assignment order? <input type="checkbox"/>

# TUESDAY, NOVEMBER 29

<b>Language Arts</b>	Time needed to complete it? <input type="checkbox"/>
	Assignment order? <input type="checkbox"/>

<b>Math</b>	Time needed to complete it? <input type="checkbox"/>
	Assignment order? <input type="checkbox"/>

<b>Science</b>	Time needed to complete it? <input type="checkbox"/>
	Assignment order? <input type="checkbox"/>

<b>Social Studies</b>	Time needed to complete it? <input type="checkbox"/>
	Assignment order? <input type="checkbox"/>

<b>Exploratory/Language</b>	Time needed to complete it? <input type="checkbox"/>
	Assignment order? <input type="checkbox"/>

<b>PE/Health</b>	Time needed to complete it? <input type="checkbox"/>
	Assignment order? <input type="checkbox"/>

# WEDNESDAY, NOVEMBER 30

<b>Language Arts</b>	Time needed to complete it? <input type="checkbox"/>
	Assignment order? <input type="checkbox"/>

<b>Math</b>	Time needed to complete it? <input type="checkbox"/>
	Assignment order? <input type="checkbox"/>

<b>Science</b>	Time needed to complete it? <input type="checkbox"/>
	Assignment order? <input type="checkbox"/>

<b>Social Studies</b>	Time needed to complete it? <input type="checkbox"/>
	Assignment order? <input type="checkbox"/>

<b>Exploratory/Language</b>	Time needed to complete it? <input type="checkbox"/>
	Assignment order? <input type="checkbox"/>

<b>PE/Health</b>	Time needed to complete it? <input type="checkbox"/>
	Assignment order? <input type="checkbox"/>

## WEEKLY TO-DO LIST:

1. Write down assignments for each class.
2. Prioritize work by completing the most challenging work or missing work first.
3. Fill out the small boxes to help you create your homework plan.
  - a. How long will the assignment take to complete?
  - b. What order will you complete the assignment? 1st? 2nd? 3rd?
4. Write a goal for the week based on how you are doing.

## UPCOMING TESTS & PROJECTS



# HAVE YOU...

- Checked your grades on Infinite Campus?
- Emailed your teachers if you need help?
- Checked for accuracy on recording your assignments?
- Crossed off the assignments that are done?
- Cleaned out your locker/backpack recently?
- Submitted any missing work?
- Checked your student email?

If you haven't done all of these things, which one do you need to focus on for the week? Write it down over here. *el*

**GOAL FOR THE WEEK:**

---

**You  
CAN DO  
THIS**

THURSDAY, DECEMBER 1	FRIDAY, DECEMBER 2	SATURDAY, DECEMBER 3
<div style="background-color: black; color: white; padding: 2px;"><b>Language Arts</b></div> <p>Time needed to complete it? <input style="width: 40px; height: 20px;" type="text"/></p> <p>Assignment order? <input style="width: 40px; height: 20px;" type="text"/></p>	<div style="background-color: black; color: white; padding: 2px;"><b>Language Arts</b></div> <p>Time needed to complete it? <input style="width: 40px; height: 20px;" type="text"/></p> <p>Assignment order? <input style="width: 40px; height: 20px;" type="text"/></p>	<div style="background-color: black; color: white; padding: 10px; border-radius: 10px; font-size: 1.2em; font-weight: bold;">SUNDAY, DECEMBER 4</div>
<div style="background-color: black; color: white; padding: 2px;"><b>Math</b></div> <p>Time needed to complete it? <input style="width: 40px; height: 20px;" type="text"/></p> <p>Assignment order? <input style="width: 40px; height: 20px;" type="text"/></p>	<div style="background-color: black; color: white; padding: 2px;"><b>Math</b></div> <p>Time needed to complete it? <input style="width: 40px; height: 20px;" type="text"/></p> <p>Assignment order? <input style="width: 40px; height: 20px;" type="text"/></p>	
<div style="background-color: black; color: white; padding: 2px;"><b>Science</b></div> <p>Time needed to complete it? <input style="width: 40px; height: 20px;" type="text"/></p> <p>Assignment order? <input style="width: 40px; height: 20px;" type="text"/></p>	<div style="background-color: black; color: white; padding: 2px;"><b>Science</b></div> <p>Time needed to complete it? <input style="width: 40px; height: 20px;" type="text"/></p> <p>Assignment order? <input style="width: 40px; height: 20px;" type="text"/></p>	
<div style="background-color: black; color: white; padding: 2px;"><b>Social Science</b></div> <p>Time needed to complete it? <input style="width: 40px; height: 20px;" type="text"/></p> <p>Assignment order? <input style="width: 40px; height: 20px;" type="text"/></p>	<div style="background-color: black; color: white; padding: 2px;"><b>Social Science</b></div> <p>Time needed to complete it? <input style="width: 40px; height: 20px;" type="text"/></p> <p>Assignment order? <input style="width: 40px; height: 20px;" type="text"/></p>	
<div style="background-color: black; color: white; padding: 2px;"><b>Exploratory/Language</b></div> <p>Time needed to complete it? <input style="width: 40px; height: 20px;" type="text"/></p> <p>Assignment order? <input style="width: 40px; height: 20px;" type="text"/></p>	<div style="background-color: black; color: white; padding: 2px;"><b>Exploratory/Language</b></div> <p>Time needed to complete it? <input style="width: 40px; height: 20px;" type="text"/></p> <p>Assignment order? <input style="width: 40px; height: 20px;" type="text"/></p>	
<div style="background-color: black; color: white; padding: 2px;"><b>PE/Health</b></div> <p>Time needed to complete it? <input style="width: 40px; height: 20px;" type="text"/></p> <p>Assignment order? <input style="width: 40px; height: 20px;" type="text"/></p>	<div style="background-color: black; color: white; padding: 2px;"><b>PE/Health</b></div> <p>Time needed to complete it? <input style="width: 40px; height: 20px;" type="text"/></p> <p>Assignment order? <input style="width: 40px; height: 20px;" type="text"/></p>	

**GOAL REFLECTION:**

---

Did you meet your goal?

YES       NO

If you did not meet your goal, what adjustments can you make next week?

*You Got This!*

# MONDAY, DECEMBER 5

<b>Language Arts</b>	Time needed to complete it? <input type="checkbox"/>
	Assignment order? <input type="checkbox"/>

<b>Math</b>	Time needed to complete it? <input type="checkbox"/>
	Assignment order? <input type="checkbox"/>

<b>Science</b>	Time needed to complete it? <input type="checkbox"/>
	Assignment order? <input type="checkbox"/>

<b>Social Studies</b>	Time needed to complete it? <input type="checkbox"/>
	Assignment order? <input type="checkbox"/>

<b>Exploratory/Language</b>	Time needed to complete it? <input type="checkbox"/>
	Assignment order? <input type="checkbox"/>

<b>PE/Health</b>	Time needed to complete it? <input type="checkbox"/>
	Assignment order? <input type="checkbox"/>

# TUESDAY, DECEMBER 6

<b>Language Arts</b>	Time needed to complete it? <input type="checkbox"/>
	Assignment order? <input type="checkbox"/>

<b>Math</b>	Time needed to complete it? <input type="checkbox"/>
	Assignment order? <input type="checkbox"/>

<b>Science</b>	Time needed to complete it? <input type="checkbox"/>
	Assignment order? <input type="checkbox"/>

<b>Social Studies</b>	Time needed to complete it? <input type="checkbox"/>
	Assignment order? <input type="checkbox"/>

<b>Exploratory/Language</b>	Time needed to complete it? <input type="checkbox"/>
	Assignment order? <input type="checkbox"/>

<b>PE/Health</b>	Time needed to complete it? <input type="checkbox"/>
	Assignment order? <input type="checkbox"/>

# WEDNESDAY, DECEMBER 7

<b>Language Arts</b>	Time needed to complete it? <input type="checkbox"/>
	Assignment order? <input type="checkbox"/>

<b>Math</b>	Time needed to complete it? <input type="checkbox"/>
	Assignment order? <input type="checkbox"/>

<b>Science</b>	Time needed to complete it? <input type="checkbox"/>
	Assignment order? <input type="checkbox"/>

<b>Social Studies</b>	Time needed to complete it? <input type="checkbox"/>
	Assignment order? <input type="checkbox"/>

<b>Exploratory/Language</b>	Time needed to complete it? <input type="checkbox"/>
	Assignment order? <input type="checkbox"/>

<b>PE/Health</b>	Time needed to complete it? <input type="checkbox"/>
	Assignment order? <input type="checkbox"/>

## WEEKLY TO-DO LIST:

1. Write down assignments for each class.
2. Prioritize work by completing the most challenging work or missing work first.
3. Fill out the small boxes to help you create your homework plan.
  - a. How long will the assignment take to complete?
  - b. What order will you complete the assignment? 1st? 2nd? 3rd?
4. Write a goal for the week based on how you are doing.

## UPCOMING TESTS & PROJECTS



# HAVE YOU...

- Checked your grades on Infinite Campus?
- Emailed your teachers if you need help?
- Checked for accuracy on recording your assignments?
- Crossed off the assignments that are done?
- Cleaned out your locker/backpack recently?
- Submitted any missing work?
- Checked your student email?

If you haven't done all of these things, which one do you need to focus on for the week? Write it down over here. *el*

**GOAL FOR THE WEEK:**

---

**You  
CAN DO  
THIS**

THURSDAY, DECEMBER 8	FRIDAY, DECEMBER 9	SATURDAY, DECEMBER 10
<div style="background-color: black; color: white; padding: 2px; margin-bottom: 5px;"><b>Language Arts</b></div> <p style="text-align: right; font-size: small;">Time needed to complete it?</p> <input style="width: 30px; height: 20px; margin-left: 150px;" type="text"/> <p style="text-align: right; font-size: small;">Assignment order?</p> <input style="width: 30px; height: 20px; margin-left: 150px;" type="text"/>	<div style="background-color: black; color: white; padding: 2px; margin-bottom: 5px;"><b>Language Arts</b></div> <p style="text-align: right; font-size: small;">Time needed to complete it?</p> <input style="width: 30px; height: 20px; margin-left: 150px;" type="text"/> <p style="text-align: right; font-size: small;">Assignment order?</p> <input style="width: 30px; height: 20px; margin-left: 150px;" type="text"/>	<div style="background-color: black; color: white; padding: 10px; border-radius: 10px; font-size: 1.2em; font-weight: bold;">SUNDAY, DECEMBER 11</div>
<div style="background-color: black; color: white; padding: 2px; margin-bottom: 5px;"><b>Math</b></div> <p style="text-align: right; font-size: small;">Time needed to complete it?</p> <input style="width: 30px; height: 20px; margin-left: 150px;" type="text"/> <p style="text-align: right; font-size: small;">Assignment order?</p> <input style="width: 30px; height: 20px; margin-left: 150px;" type="text"/>	<div style="background-color: black; color: white; padding: 2px; margin-bottom: 5px;"><b>Math</b></div> <p style="text-align: right; font-size: small;">Time needed to complete it?</p> <input style="width: 30px; height: 20px; margin-left: 150px;" type="text"/> <p style="text-align: right; font-size: small;">Assignment order?</p> <input style="width: 30px; height: 20px; margin-left: 150px;" type="text"/>	
<div style="background-color: black; color: white; padding: 2px; margin-bottom: 5px;"><b>Science</b></div> <p style="text-align: right; font-size: small;">Time needed to complete it?</p> <input style="width: 30px; height: 20px; margin-left: 150px;" type="text"/> <p style="text-align: right; font-size: small;">Assignment order?</p> <input style="width: 30px; height: 20px; margin-left: 150px;" type="text"/>	<div style="background-color: black; color: white; padding: 2px; margin-bottom: 5px;"><b>Science</b></div> <p style="text-align: right; font-size: small;">Time needed to complete it?</p> <input style="width: 30px; height: 20px; margin-left: 150px;" type="text"/> <p style="text-align: right; font-size: small;">Assignment order?</p> <input style="width: 30px; height: 20px; margin-left: 150px;" type="text"/>	
<div style="background-color: black; color: white; padding: 2px; margin-bottom: 5px;"><b>Social Science</b></div> <p style="text-align: right; font-size: small;">Time needed to complete it?</p> <input style="width: 30px; height: 20px; margin-left: 150px;" type="text"/> <p style="text-align: right; font-size: small;">Assignment order?</p> <input style="width: 30px; height: 20px; margin-left: 150px;" type="text"/>	<div style="background-color: black; color: white; padding: 2px; margin-bottom: 5px;"><b>Social Science</b></div> <p style="text-align: right; font-size: small;">Time needed to complete it?</p> <input style="width: 30px; height: 20px; margin-left: 150px;" type="text"/> <p style="text-align: right; font-size: small;">Assignment order?</p> <input style="width: 30px; height: 20px; margin-left: 150px;" type="text"/>	
<div style="background-color: black; color: white; padding: 2px; margin-bottom: 5px;"><b>Exploratory/Language</b></div> <p style="text-align: right; font-size: small;">Time needed to complete it?</p> <input style="width: 30px; height: 20px; margin-left: 150px;" type="text"/> <p style="text-align: right; font-size: small;">Assignment order?</p> <input style="width: 30px; height: 20px; margin-left: 150px;" type="text"/>	<div style="background-color: black; color: white; padding: 2px; margin-bottom: 5px;"><b>Exploratory/Language</b></div> <p style="text-align: right; font-size: small;">Time needed to complete it?</p> <input style="width: 30px; height: 20px; margin-left: 150px;" type="text"/> <p style="text-align: right; font-size: small;">Assignment order?</p> <input style="width: 30px; height: 20px; margin-left: 150px;" type="text"/>	
<div style="background-color: black; color: white; padding: 2px; margin-bottom: 5px;"><b>PE/Health</b></div> <p style="text-align: right; font-size: small;">Time needed to complete it?</p> <input style="width: 30px; height: 20px; margin-left: 150px;" type="text"/> <p style="text-align: right; font-size: small;">Assignment order?</p> <input style="width: 30px; height: 20px; margin-left: 150px;" type="text"/>	<div style="background-color: black; color: white; padding: 2px; margin-bottom: 5px;"><b>PE/Health</b></div> <p style="text-align: right; font-size: small;">Time needed to complete it?</p> <input style="width: 30px; height: 20px; margin-left: 150px;" type="text"/> <p style="text-align: right; font-size: small;">Assignment order?</p> <input style="width: 30px; height: 20px; margin-left: 150px;" type="text"/>	

**GOAL REFLECTION:**

---

Did you meet your goal?

YES
  NO

If you did not meet your goal, what adjustments can you make next week?

*You Got This!*

# MONDAY, DECEMBER 12

Language Arts

Time needed to complete it?

Assignment order?

Math

Time needed to complete it?

Assignment order?

Science

Time needed to complete it?

Assignment order?

Social Studies

Time needed to complete it?

Assignment order?

Exploratory/Language

Time needed to complete it?

Assignment order?

PE/Health

Time needed to complete it?

Assignment order?

# TUESDAY, DECEMBER 13

Language Arts

Time needed to complete it?

Assignment order?

Math

Time needed to complete it?

Assignment order?

Science

Time needed to complete it?

Assignment order?

Social Studies

Time needed to complete it?

Assignment order?

Exploratory/Language

Time needed to complete it?

Assignment order?

PE/Health

Time needed to complete it?

Assignment order?

# WEDNESDAY, DECEMBER 14

Language Arts

Time needed to complete it?

Assignment order?

Math

Time needed to complete it?

Assignment order?

Science

Time needed to complete it?

Assignment order?

Social Studies

Time needed to complete it?

Assignment order?

Exploratory/Language

Time needed to complete it?

Assignment order?

PE/Health

Time needed to complete it?

Assignment order?

## WEEKLY TO-DO LIST:

1. Write down assignments for each class.
2. Prioritize work by completing the most challenging work or missing work first.
3. Fill out the small boxes to help you create your homework plan.
  - a. How long will the assignment take to complete?
  - b. What order will you complete the assignment? 1st? 2nd? 3rd?
4. Write a goal for the week based on how you are doing.

## UPCOMING TESTS & PROJECTS





# HAVE YOU...

- Checked your grades on Infinite Campus?
- Emailed your teachers if you need help?
- Checked for accuracy on recording your assignments?
- Crossed off the assignments that are done?
- Cleaned out your locker/backpack recently?
- Submitted any missing work?
- Checked your student email?

If you haven't done all of these things, which one do you need to focus on for the week? Write it down over here. *el*

**GOAL FOR THE WEEK:**

---

*You Can Do This!*

THURSDAY, DECEMBER 15		FRIDAY, DECEMBER 16		SATURDAY, DECEMBER 17	
Language Arts	Time needed to complete it? <input type="checkbox"/>	Language Arts	Time needed to complete it? <input type="checkbox"/>	<b>SUNDAY, DECEMBER 18</b>	
	Assignment order? <input type="checkbox"/>		Assignment order? <input type="checkbox"/>		
Math	Time needed to complete it? <input type="checkbox"/>	Math	Time needed to complete it? <input type="checkbox"/>		
	Assignment order? <input type="checkbox"/>		Assignment order? <input type="checkbox"/>		
Science	Time needed to complete it? <input type="checkbox"/>	Science	Time needed to complete it? <input type="checkbox"/>		
	Assignment order? <input type="checkbox"/>		Assignment order? <input type="checkbox"/>		
Social Science	Time needed to complete it? <input type="checkbox"/>	Social Science	Time needed to complete it? <input type="checkbox"/>		
	Assignment order? <input type="checkbox"/>		Assignment order? <input type="checkbox"/>		
Exploratory/Language	Time needed to complete it? <input type="checkbox"/>	Exploratory/Language	Time needed to complete it? <input type="checkbox"/>	<p><b>GOAL REFLECTION:</b></p> <hr/> <p>Did you meet your goal?</p> <p><input checked="" type="checkbox"/> YES      <input type="checkbox"/> NO</p> <p>If you did not meet your goal, what adjustments can you make next week?</p> <p><i>You Got This!</i></p>	
	Assignment order? <input type="checkbox"/>		Assignment order? <input type="checkbox"/>		
PE/Health	Time needed to complete it? <input type="checkbox"/>	PE/Health	Time needed to complete it? <input type="checkbox"/>		
	Assignment order? <input type="checkbox"/>		Assignment order? <input type="checkbox"/>		

# MONDAY, DECEMBER 19

<b>Language Arts</b>	Time needed to complete it? <input type="checkbox"/>
	Assignment order? <input type="checkbox"/>

<b>Math</b>	Time needed to complete it? <input type="checkbox"/>
	Assignment order? <input type="checkbox"/>

<b>Science</b>	Time needed to complete it? <input type="checkbox"/>
	Assignment order? <input type="checkbox"/>

<b>Social Studies</b>	Time needed to complete it? <input type="checkbox"/>
	Assignment order? <input type="checkbox"/>

<b>Exploratory/Language</b>	Time needed to complete it? <input type="checkbox"/>
	Assignment order? <input type="checkbox"/>

<b>PE/Health</b>	Time needed to complete it? <input type="checkbox"/>
	Assignment order? <input type="checkbox"/>

# TUESDAY, DECEMBER 20

<b>Language Arts</b>	Time needed to complete it? <input type="checkbox"/>
	Assignment order? <input type="checkbox"/>

<b>Math</b>	Time needed to complete it? <input type="checkbox"/>
	Assignment order? <input type="checkbox"/>

<b>Science</b>	Time needed to complete it? <input type="checkbox"/>
	Assignment order? <input type="checkbox"/>

<b>Social Studies</b>	Time needed to complete it? <input type="checkbox"/>
	Assignment order? <input type="checkbox"/>

<b>Exploratory/Language</b>	Time needed to complete it? <input type="checkbox"/>
	Assignment order? <input type="checkbox"/>

<b>PE/Health</b>	Time needed to complete it? <input type="checkbox"/>
	Assignment order? <input type="checkbox"/>

# WEDNESDAY, DECEMBER 21

<b>Language Arts</b>	Time needed to complete it? <input type="checkbox"/>
	Assignment order? <input type="checkbox"/>

<b>Math</b>	Time needed to complete it? <input type="checkbox"/>
	Assignment order? <input type="checkbox"/>

<b>Science</b>	Time needed to complete it? <input type="checkbox"/>
	Assignment order? <input type="checkbox"/>

<b>Social Studies</b>	Time needed to complete it? <input type="checkbox"/>
	Assignment order? <input type="checkbox"/>

<b>Exploratory/Language</b>	Time needed to complete it? <input type="checkbox"/>
	Assignment order? <input type="checkbox"/>

<b>PE/Health</b>	Time needed to complete it? <input type="checkbox"/>
	Assignment order? <input type="checkbox"/>

## WEEKLY TO-DO LIST:

1. Write down assignments for each class.
2. Prioritize work by completing the most challenging work or missing work first.
3. Fill out the small boxes to help you create your homework plan.
  - a. How long will the assignment take to complete?
  - b. What order will you complete the assignment? 1st? 2nd? 3rd?
4. Write a goal for the week based on how you are doing.

## UPCOMING TESTS & PROJECTS



# HAVE YOU...

- Checked your grades on Infinite Campus?
- Emailed your teachers if you need help?
- Checked for accuracy on recording your assignments?
- Crossed off the assignments that are done?
- Cleaned out your locker/backpack recently?
- Submitted any missing work?
- Checked your student email?

If you haven't done all of these things, which one do you need to focus on for the week? Write it down over here. *el*

**GOAL FOR THE WEEK:**

---

*You Can Do This*

THURSDAY, DECEMBER 22		FRIDAY, DECEMBER 23		SATURDAY, DECEMBER 24	
Language Arts	Time needed to complete it? <input type="checkbox"/>	Language Arts	Time needed to complete it? <input type="checkbox"/>	<b>SUNDAY, DECEMBER 25</b>	
	Assignment order? <input type="checkbox"/>		Assignment order? <input type="checkbox"/>		
Math	Time needed to complete it? <input type="checkbox"/>	Math	Time needed to complete it? <input type="checkbox"/>		
	Assignment order? <input type="checkbox"/>		Assignment order? <input type="checkbox"/>		
Science	Time needed to complete it? <input type="checkbox"/>	Science	Time needed to complete it? <input type="checkbox"/>		
	Assignment order? <input type="checkbox"/>		Assignment order? <input type="checkbox"/>		
Social Science	Time needed to complete it? <input type="checkbox"/>	Social Science	Time needed to complete it? <input type="checkbox"/>		
	Assignment order? <input type="checkbox"/>		Assignment order? <input type="checkbox"/>		
Exploratory/Language	Time needed to complete it? <input type="checkbox"/>	Exploratory/Language	Time needed to complete it? <input type="checkbox"/>	<p><b>GOAL REFLECTION:</b></p> <hr/> <p>Did you meet your goal?</p> <p><input checked="" type="checkbox"/> YES      <input type="checkbox"/> NO</p> <p>If you did not meet your goal, what adjustments can you make next week?</p> <p><i>You Got This!</i></p>	
	Assignment order? <input type="checkbox"/>		Assignment order? <input type="checkbox"/>		
PE/Health	Time needed to complete it? <input type="checkbox"/>	PE/Health	Time needed to complete it? <input type="checkbox"/>		
	Assignment order? <input type="checkbox"/>		Assignment order? <input type="checkbox"/>		

# MONDAY, DECEMBER 26

**Language Arts**

Time needed to complete it?

Assignment order?

**Math**

Time needed to complete it?

Assignment order?

**Science**

Time needed to complete it?

Assignment order?

**Social Studies**

Time needed to complete it?

Assignment order?

**Exploratory/Language**

Time needed to complete it?

Assignment order?

**PE/Health**

Time needed to complete it?

Assignment order?

# TUESDAY, DECEMBER 27

**Language Arts**

Time needed to complete it?

Assignment order?

**Math**

Time needed to complete it?

Assignment order?

**Science**

Time needed to complete it?

Assignment order?

**Social Studies**

Time needed to complete it?

Assignment order?

**Exploratory/Language**

Time needed to complete it?

Assignment order?

**PE/Health**

Time needed to complete it?

Assignment order?

# WEDNESDAY, DECEMBER 28

**Language Arts**

Time needed to complete it?

Assignment order?

**Math**

Time needed to complete it?

Assignment order?

**Science**

Time needed to complete it?

Assignment order?

**Social Studies**

Time needed to complete it?

Assignment order?

**Exploratory/Language**

Time needed to complete it?

Assignment order?

**PE/Health**

Time needed to complete it?

Assignment order?

## WEEKLY TO-DO LIST:

1. Write down assignments for each class.
2. Prioritize work by completing the most challenging work or missing work first.
3. Fill out the small boxes to help you create your homework plan.
  - a. How long will the assignment take to complete?
  - b. What order will you complete the assignment? 1st? 2nd? 3rd?
4. Write a goal for the week based on how you are doing.

## UPCOMING TESTS & PROJECTS



# HAVE YOU...

- Checked your grades on Infinite Campus?
- Emailed your teachers if you need help?
- Checked for accuracy on recording your assignments?
- Crossed off the assignments that are done?
- Cleaned out your locker/backpack recently?
- Submitted any missing work?
- Checked your student email?

If you haven't done all of these things, which one do you need to focus on for the week? Write it down over here. *el*

**GOAL FOR THE WEEK:**

---

**You  
CAN DO  
THIS**

THURSDAY, DECEMBER 29	FRIDAY, DECEMBER 30	SATURDAY, DECEMBER 31
<div style="background-color: black; color: white; padding: 2px; margin-bottom: 5px;"><b>Language Arts</b></div> <p style="text-align: right; font-size: small;">Time needed to complete it?</p> <input style="width: 30px; height: 20px; margin-left: 150px;" type="text"/> <p style="text-align: right; font-size: small;">Assignment order?</p> <input style="width: 30px; height: 20px; margin-left: 150px;" type="text"/>	<div style="background-color: black; color: white; padding: 2px; margin-bottom: 5px;"><b>Language Arts</b></div> <p style="text-align: right; font-size: small;">Time needed to complete it?</p> <input style="width: 30px; height: 20px; margin-left: 150px;" type="text"/> <p style="text-align: right; font-size: small;">Assignment order?</p> <input style="width: 30px; height: 20px; margin-left: 150px;" type="text"/>	<div style="background-color: black; color: white; padding: 10px; border: 1px solid black; border-radius: 10px; font-size: 1.2em; font-weight: bold;">SUNDAY, JANUARY 1</div>
<div style="background-color: black; color: white; padding: 2px; margin-bottom: 5px;"><b>Math</b></div> <p style="text-align: right; font-size: small;">Time needed to complete it?</p> <input style="width: 30px; height: 20px; margin-left: 150px;" type="text"/> <p style="text-align: right; font-size: small;">Assignment order?</p> <input style="width: 30px; height: 20px; margin-left: 150px;" type="text"/>	<div style="background-color: black; color: white; padding: 2px; margin-bottom: 5px;"><b>Math</b></div> <p style="text-align: right; font-size: small;">Time needed to complete it?</p> <input style="width: 30px; height: 20px; margin-left: 150px;" type="text"/> <p style="text-align: right; font-size: small;">Assignment order?</p> <input style="width: 30px; height: 20px; margin-left: 150px;" type="text"/>	
<div style="background-color: black; color: white; padding: 2px; margin-bottom: 5px;"><b>Science</b></div> <p style="text-align: right; font-size: small;">Time needed to complete it?</p> <input style="width: 30px; height: 20px; margin-left: 150px;" type="text"/> <p style="text-align: right; font-size: small;">Assignment order?</p> <input style="width: 30px; height: 20px; margin-left: 150px;" type="text"/>	<div style="background-color: black; color: white; padding: 2px; margin-bottom: 5px;"><b>Science</b></div> <p style="text-align: right; font-size: small;">Time needed to complete it?</p> <input style="width: 30px; height: 20px; margin-left: 150px;" type="text"/> <p style="text-align: right; font-size: small;">Assignment order?</p> <input style="width: 30px; height: 20px; margin-left: 150px;" type="text"/>	
<div style="background-color: black; color: white; padding: 2px; margin-bottom: 5px;"><b>Social Science</b></div> <p style="text-align: right; font-size: small;">Time needed to complete it?</p> <input style="width: 30px; height: 20px; margin-left: 150px;" type="text"/> <p style="text-align: right; font-size: small;">Assignment order?</p> <input style="width: 30px; height: 20px; margin-left: 150px;" type="text"/>	<div style="background-color: black; color: white; padding: 2px; margin-bottom: 5px;"><b>Social Science</b></div> <p style="text-align: right; font-size: small;">Time needed to complete it?</p> <input style="width: 30px; height: 20px; margin-left: 150px;" type="text"/> <p style="text-align: right; font-size: small;">Assignment order?</p> <input style="width: 30px; height: 20px; margin-left: 150px;" type="text"/>	
<div style="background-color: black; color: white; padding: 2px; margin-bottom: 5px;"><b>Exploratory/Language</b></div> <p style="text-align: right; font-size: small;">Time needed to complete it?</p> <input style="width: 30px; height: 20px; margin-left: 150px;" type="text"/> <p style="text-align: right; font-size: small;">Assignment order?</p> <input style="width: 30px; height: 20px; margin-left: 150px;" type="text"/>	<div style="background-color: black; color: white; padding: 2px; margin-bottom: 5px;"><b>Exploratory/Language</b></div> <p style="text-align: right; font-size: small;">Time needed to complete it?</p> <input style="width: 30px; height: 20px; margin-left: 150px;" type="text"/> <p style="text-align: right; font-size: small;">Assignment order?</p> <input style="width: 30px; height: 20px; margin-left: 150px;" type="text"/>	
<div style="background-color: black; color: white; padding: 2px; margin-bottom: 5px;"><b>PE/Health</b></div> <p style="text-align: right; font-size: small;">Time needed to complete it?</p> <input style="width: 30px; height: 20px; margin-left: 150px;" type="text"/> <p style="text-align: right; font-size: small;">Assignment order?</p> <input style="width: 30px; height: 20px; margin-left: 150px;" type="text"/>	<div style="background-color: black; color: white; padding: 2px; margin-bottom: 5px;"><b>PE/Health</b></div> <p style="text-align: right; font-size: small;">Time needed to complete it?</p> <input style="width: 30px; height: 20px; margin-left: 150px;" type="text"/> <p style="text-align: right; font-size: small;">Assignment order?</p> <input style="width: 30px; height: 20px; margin-left: 150px;" type="text"/>	

**GOAL REFLECTION:**

---

Did you meet your goal?

YES
  NO

If you did not meet your goal, what adjustments can you make next week?

*You Got This!*

# MONDAY, JANUARY 2

<b>Language Arts</b>	Time needed to complete it? <input type="text"/>
	Assignment order? <input type="text"/>

<b>Math</b>	Time needed to complete it? <input type="text"/>
	Assignment order? <input type="text"/>

<b>Science</b>	Time needed to complete it? <input type="text"/>
	Assignment order? <input type="text"/>

<b>Social Studies</b>	Time needed to complete it? <input type="text"/>
	Assignment order? <input type="text"/>

<b>Exploratory/Language</b>	Time needed to complete it? <input type="text"/>
	Assignment order? <input type="text"/>

<b>PE/Health</b>	Time needed to complete it? <input type="text"/>
	Assignment order? <input type="text"/>

# TUESDAY, JANUARY 3

<b>Language Arts</b>	Time needed to complete it? <input type="text"/>
	Assignment order? <input type="text"/>

<b>Math</b>	Time needed to complete it? <input type="text"/>
	Assignment order? <input type="text"/>

<b>Science</b>	Time needed to complete it? <input type="text"/>
	Assignment order? <input type="text"/>

<b>Social Studies</b>	Time needed to complete it? <input type="text"/>
	Assignment order? <input type="text"/>

<b>Exploratory/Language</b>	Time needed to complete it? <input type="text"/>
	Assignment order? <input type="text"/>

<b>PE/Health</b>	Time needed to complete it? <input type="text"/>
	Assignment order? <input type="text"/>

# WEDNESDAY, JANUARY 4

<b>Language Arts</b>	Time needed to complete it? <input type="text"/>
	Assignment order? <input type="text"/>

<b>Math</b>	Time needed to complete it? <input type="text"/>
	Assignment order? <input type="text"/>

<b>Science</b>	Time needed to complete it? <input type="text"/>
	Assignment order? <input type="text"/>

<b>Social Studies</b>	Time needed to complete it? <input type="text"/>
	Assignment order? <input type="text"/>

<b>Exploratory/Language</b>	Time needed to complete it? <input type="text"/>
	Assignment order? <input type="text"/>

<b>PE/Health</b>	Time needed to complete it? <input type="text"/>
	Assignment order? <input type="text"/>

## WEEKLY TO-DO LIST:

1. Write down assignments for each class.
2. Prioritize work by completing the most challenging work or missing work first.
3. Fill out the small boxes to help you create your homework plan.
  - a. How long will the assignment take to complete?
  - b. What order will you complete the assignment? 1st? 2nd? 3rd?
4. Write a goal for the week based on how you are doing.

## UPCOMING TESTS & PROJECTS



# HAVE YOU...

- Checked your grades on Infinite Campus?
- Emailed your teachers if you need help?
- Checked for accuracy on recording your assignments?
- Crossed off the assignments that are done?
- Cleaned out your locker/backpack recently?
- Submitted any missing work?
- Checked your student email?

If you haven't done all of these things, which one do you need to focus on for the week? Write it down over here. *el*

**GOAL FOR THE WEEK:**

---

**You  
Can Do  
This**

THURSDAY, JANUARY 5	FRIDAY, JANUARY 6	SATURDAY, JANUARY 7
<div style="background-color: black; color: white; padding: 2px;"><b>Language Arts</b></div> <p style="text-align: right; font-size: small;">Time needed to complete it?</p> <input style="width: 30px; height: 20px; margin-left: auto;" type="text"/> <p style="text-align: right; font-size: small;">Assignment order?</p> <input style="width: 30px; height: 20px; margin-left: auto;" type="text"/>	<div style="background-color: black; color: white; padding: 2px;"><b>Language Arts</b></div> <p style="text-align: right; font-size: small;">Time needed to complete it?</p> <input style="width: 30px; height: 20px; margin-left: auto;" type="text"/> <p style="text-align: right; font-size: small;">Assignment order?</p> <input style="width: 30px; height: 20px; margin-left: auto;" type="text"/>	<div style="background-color: black; color: white; padding: 10px; border-radius: 10px; font-size: 24px; font-weight: bold;">SUNDAY, JANUARY 8</div>
<div style="background-color: black; color: white; padding: 2px;"><b>Math</b></div> <p style="text-align: right; font-size: small;">Time needed to complete it?</p> <input style="width: 30px; height: 20px; margin-left: auto;" type="text"/> <p style="text-align: right; font-size: small;">Assignment order?</p> <input style="width: 30px; height: 20px; margin-left: auto;" type="text"/>	<div style="background-color: black; color: white; padding: 2px;"><b>Math</b></div> <p style="text-align: right; font-size: small;">Time needed to complete it?</p> <input style="width: 30px; height: 20px; margin-left: auto;" type="text"/> <p style="text-align: right; font-size: small;">Assignment order?</p> <input style="width: 30px; height: 20px; margin-left: auto;" type="text"/>	
<div style="background-color: black; color: white; padding: 2px;"><b>Science</b></div> <p style="text-align: right; font-size: small;">Time needed to complete it?</p> <input style="width: 30px; height: 20px; margin-left: auto;" type="text"/> <p style="text-align: right; font-size: small;">Assignment order?</p> <input style="width: 30px; height: 20px; margin-left: auto;" type="text"/>	<div style="background-color: black; color: white; padding: 2px;"><b>Science</b></div> <p style="text-align: right; font-size: small;">Time needed to complete it?</p> <input style="width: 30px; height: 20px; margin-left: auto;" type="text"/> <p style="text-align: right; font-size: small;">Assignment order?</p> <input style="width: 30px; height: 20px; margin-left: auto;" type="text"/>	
<div style="background-color: black; color: white; padding: 2px;"><b>Social Science</b></div> <p style="text-align: right; font-size: small;">Time needed to complete it?</p> <input style="width: 30px; height: 20px; margin-left: auto;" type="text"/> <p style="text-align: right; font-size: small;">Assignment order?</p> <input style="width: 30px; height: 20px; margin-left: auto;" type="text"/>	<div style="background-color: black; color: white; padding: 2px;"><b>Social Science</b></div> <p style="text-align: right; font-size: small;">Time needed to complete it?</p> <input style="width: 30px; height: 20px; margin-left: auto;" type="text"/> <p style="text-align: right; font-size: small;">Assignment order?</p> <input style="width: 30px; height: 20px; margin-left: auto;" type="text"/>	
<div style="background-color: black; color: white; padding: 2px;"><b>Exploratory/Language</b></div> <p style="text-align: right; font-size: small;">Time needed to complete it?</p> <input style="width: 30px; height: 20px; margin-left: auto;" type="text"/> <p style="text-align: right; font-size: small;">Assignment order?</p> <input style="width: 30px; height: 20px; margin-left: auto;" type="text"/>	<div style="background-color: black; color: white; padding: 2px;"><b>Exploratory/Language</b></div> <p style="text-align: right; font-size: small;">Time needed to complete it?</p> <input style="width: 30px; height: 20px; margin-left: auto;" type="text"/> <p style="text-align: right; font-size: small;">Assignment order?</p> <input style="width: 30px; height: 20px; margin-left: auto;" type="text"/>	
<div style="background-color: black; color: white; padding: 2px;"><b>PE/Health</b></div> <p style="text-align: right; font-size: small;">Time needed to complete it?</p> <input style="width: 30px; height: 20px; margin-left: auto;" type="text"/> <p style="text-align: right; font-size: small;">Assignment order?</p> <input style="width: 30px; height: 20px; margin-left: auto;" type="text"/>	<div style="background-color: black; color: white; padding: 2px;"><b>PE/Health</b></div> <p style="text-align: right; font-size: small;">Time needed to complete it?</p> <input style="width: 30px; height: 20px; margin-left: auto;" type="text"/> <p style="text-align: right; font-size: small;">Assignment order?</p> <input style="width: 30px; height: 20px; margin-left: auto;" type="text"/>	

**GOAL REFLECTION:**

---

Did you meet your goal?

YES
  NO

If you did not meet your goal, what adjustments can you make next week?

*You Got This!*

# MONDAY, JANUARY 9

<b>Language Arts</b>	Time needed to complete it? <input type="checkbox"/>
Assignment order? <input type="checkbox"/>	

<b>Math</b>	Time needed to complete it? <input type="checkbox"/>
Assignment order? <input type="checkbox"/>	

<b>Science</b>	Time needed to complete it? <input type="checkbox"/>
Assignment order? <input type="checkbox"/>	

<b>Social Studies</b>	Time needed to complete it? <input type="checkbox"/>
Assignment order? <input type="checkbox"/>	

<b>Exploratory/Language</b>	Time needed to complete it? <input type="checkbox"/>
Assignment order? <input type="checkbox"/>	

<b>PE/Health</b>	Time needed to complete it? <input type="checkbox"/>
Assignment order? <input type="checkbox"/>	

# TUESDAY, JANUARY 10

<b>Language Arts</b>	Time needed to complete it? <input type="checkbox"/>
Assignment order? <input type="checkbox"/>	

<b>Math</b>	Time needed to complete it? <input type="checkbox"/>
Assignment order? <input type="checkbox"/>	

<b>Science</b>	Time needed to complete it? <input type="checkbox"/>
Assignment order? <input type="checkbox"/>	

<b>Social Studies</b>	Time needed to complete it? <input type="checkbox"/>
Assignment order? <input type="checkbox"/>	

<b>Exploratory/Language</b>	Time needed to complete it? <input type="checkbox"/>
Assignment order? <input type="checkbox"/>	

<b>PE/Health</b>	Time needed to complete it? <input type="checkbox"/>
Assignment order? <input type="checkbox"/>	

# WEDNESDAY, JANUARY 11

<b>Language Arts</b>	Time needed to complete it? <input type="checkbox"/>
Assignment order? <input type="checkbox"/>	

<b>Math</b>	Time needed to complete it? <input type="checkbox"/>
Assignment order? <input type="checkbox"/>	

<b>Science</b>	Time needed to complete it? <input type="checkbox"/>
Assignment order? <input type="checkbox"/>	

<b>Social Studies</b>	Time needed to complete it? <input type="checkbox"/>
Assignment order? <input type="checkbox"/>	

<b>Exploratory/Language</b>	Time needed to complete it? <input type="checkbox"/>
Assignment order? <input type="checkbox"/>	

<b>PE/Health</b>	Time needed to complete it? <input type="checkbox"/>
Assignment order? <input type="checkbox"/>	

## WEEKLY TO-DO LIST:

1. Write down assignments for each class.
2. Prioritize work by completing the most challenging work or missing work first.
3. Fill out the small boxes to help you create your homework plan.
  - a. How long will the assignment take to complete?
  - b. What order will you complete the assignment? 1st? 2nd? 3rd?
4. Write a goal for the week based on how you are doing.

## UPCOMING TESTS & PROJECTS





# HAVE YOU...

- Checked your grades on Infinite Campus?
- Emailed your teachers if you need help?
- Checked for accuracy on recording your assignments?
- Crossed off the assignments that are done?
- Cleaned out your locker/backpack recently?
- Submitted any missing work?
- Checked your student email?

If you haven't done all of these things, which one do you need to focus on for the week? Write it down over here. *el*

**GOAL FOR THE WEEK:**

---

*You Can Do This*

THURSDAY, JANUARY 12		FRIDAY, JANUARY 13		SATURDAY, JANUARY 14	
Language Arts	Time needed to complete it? <input type="checkbox"/>	Language Arts	Time needed to complete it? <input type="checkbox"/>	<b>SUNDAY, JANUARY 15</b>	
	Assignment order? <input type="checkbox"/>		Assignment order? <input type="checkbox"/>		
Math	Time needed to complete it? <input type="checkbox"/>	Math	Time needed to complete it? <input type="checkbox"/>		
	Assignment order? <input type="checkbox"/>		Assignment order? <input type="checkbox"/>		
Science	Time needed to complete it? <input type="checkbox"/>	Science	Time needed to complete it? <input type="checkbox"/>		
	Assignment order? <input type="checkbox"/>		Assignment order? <input type="checkbox"/>		
Social Science	Time needed to complete it? <input type="checkbox"/>	Social Science	Time needed to complete it? <input type="checkbox"/>		
	Assignment order? <input type="checkbox"/>		Assignment order? <input type="checkbox"/>		
Exploratory/Language	Time needed to complete it? <input type="checkbox"/>	Exploratory/Language	Time needed to complete it? <input type="checkbox"/>	<p><b>GOAL REFLECTION:</b></p> <hr/> <p>Did you meet your goal?</p> <p><input checked="" type="checkbox"/> YES      <input type="checkbox"/> NO</p> <p>If you did not meet your goal, what adjustments can you make next week?</p> <p><i>You Got This!</i></p>	
	Assignment order? <input type="checkbox"/>		Assignment order? <input type="checkbox"/>		
PE/Health	Time needed to complete it? <input type="checkbox"/>	PE/Health	Time needed to complete it? <input type="checkbox"/>		
	Assignment order? <input type="checkbox"/>		Assignment order? <input type="checkbox"/>		

# MONDAY, JANUARY 16 MLK Day

Language Arts

Time needed to complete it?

Assignment order?

Math

Time needed to complete it?

Assignment order?

Science

Time needed to complete it?

Assignment order?

Social Studies

Time needed to complete it?

Assignment order?

Exploratory/Language

Time needed to complete it?

Assignment order?

PE/Health

Time needed to complete it?

Assignment order?

# TUESDAY, JANUARY 17

Language Arts

Time needed to complete it?

Assignment order?

Math

Time needed to complete it?

Assignment order?

Science

Time needed to complete it?

Assignment order?

Social Studies

Time needed to complete it?

Assignment order?

Exploratory/Language

Time needed to complete it?

Assignment order?

PE/Health

Time needed to complete it?

Assignment order?

# WEDNESDAY, JANUARY 18

Language Arts

Time needed to complete it?

Assignment order?

Math

Time needed to complete it?

Assignment order?

Science

Time needed to complete it?

Assignment order?

Social Studies

Time needed to complete it?

Assignment order?

Exploratory/Language

Time needed to complete it?

Assignment order?

PE/Health

Time needed to complete it?

Assignment order?

## WEEKLY TO-DO LIST:

1. Write down assignments for each class.
2. Prioritize work by completing the most challenging work or missing work first.
3. Fill out the small boxes to help you create your homework plan.
  - a. How long will the assignment take to complete?
  - b. What order will you complete the assignment? 1st? 2nd? 3rd?
4. Write a goal for the week based on how you are doing.

## UPCOMING TESTS & PROJECTS



# HAVE YOU...

- Checked your grades on Infinite Campus?
- Emailed your teachers if you need help?
- Checked for accuracy on recording your assignments?
- Crossed off the assignments that are done?
- Cleaned out your locker/backpack recently?
- Submitted any missing work?
- Checked your student email?

If you haven't done all of these things, which one do you need to focus on for the week? Write it down over here. *el*

**GOAL FOR THE WEEK:**

---

**You  
Can Do  
This**

THURSDAY, JANUARY 19	FRIDAY, JANUARY 20	SATURDAY, JANUARY 21
<div style="background-color: black; color: white; padding: 2px;"><b>Language Arts</b></div> <p style="text-align: right; font-size: small;">Time needed to complete it?</p> <input style="width: 30px; height: 20px; margin-right: 5px;" type="text"/> <p style="text-align: right; font-size: small;">Assignment order?</p> <input style="width: 30px; height: 20px; margin-right: 5px;" type="text"/>	<div style="background-color: black; color: white; padding: 2px;"><b>Language Arts</b></div> <p style="text-align: right; font-size: small;">Time needed to complete it?</p> <input style="width: 30px; height: 20px; margin-right: 5px;" type="text"/> <p style="text-align: right; font-size: small;">Assignment order?</p> <input style="width: 30px; height: 20px; margin-right: 5px;" type="text"/>	<div style="background-color: black; color: white; padding: 10px; border-radius: 10px; font-size: 24px; font-weight: bold;">SUNDAY, JANUARY 22</div>
<div style="background-color: black; color: white; padding: 2px;"><b>Math</b></div> <p style="text-align: right; font-size: small;">Time needed to complete it?</p> <input style="width: 30px; height: 20px; margin-right: 5px;" type="text"/> <p style="text-align: right; font-size: small;">Assignment order?</p> <input style="width: 30px; height: 20px; margin-right: 5px;" type="text"/>	<div style="background-color: black; color: white; padding: 2px;"><b>Math</b></div> <p style="text-align: right; font-size: small;">Time needed to complete it?</p> <input style="width: 30px; height: 20px; margin-right: 5px;" type="text"/> <p style="text-align: right; font-size: small;">Assignment order?</p> <input style="width: 30px; height: 20px; margin-right: 5px;" type="text"/>	
<div style="background-color: black; color: white; padding: 2px;"><b>Science</b></div> <p style="text-align: right; font-size: small;">Time needed to complete it?</p> <input style="width: 30px; height: 20px; margin-right: 5px;" type="text"/> <p style="text-align: right; font-size: small;">Assignment order?</p> <input style="width: 30px; height: 20px; margin-right: 5px;" type="text"/>	<div style="background-color: black; color: white; padding: 2px;"><b>Science</b></div> <p style="text-align: right; font-size: small;">Time needed to complete it?</p> <input style="width: 30px; height: 20px; margin-right: 5px;" type="text"/> <p style="text-align: right; font-size: small;">Assignment order?</p> <input style="width: 30px; height: 20px; margin-right: 5px;" type="text"/>	
<div style="background-color: black; color: white; padding: 2px;"><b>Social Science</b></div> <p style="text-align: right; font-size: small;">Time needed to complete it?</p> <input style="width: 30px; height: 20px; margin-right: 5px;" type="text"/> <p style="text-align: right; font-size: small;">Assignment order?</p> <input style="width: 30px; height: 20px; margin-right: 5px;" type="text"/>	<div style="background-color: black; color: white; padding: 2px;"><b>Social Science</b></div> <p style="text-align: right; font-size: small;">Time needed to complete it?</p> <input style="width: 30px; height: 20px; margin-right: 5px;" type="text"/> <p style="text-align: right; font-size: small;">Assignment order?</p> <input style="width: 30px; height: 20px; margin-right: 5px;" type="text"/>	
<div style="background-color: black; color: white; padding: 2px;"><b>Exploratory/Language</b></div> <p style="text-align: right; font-size: small;">Time needed to complete it?</p> <input style="width: 30px; height: 20px; margin-right: 5px;" type="text"/> <p style="text-align: right; font-size: small;">Assignment order?</p> <input style="width: 30px; height: 20px; margin-right: 5px;" type="text"/>	<div style="background-color: black; color: white; padding: 2px;"><b>Exploratory/Language</b></div> <p style="text-align: right; font-size: small;">Time needed to complete it?</p> <input style="width: 30px; height: 20px; margin-right: 5px;" type="text"/> <p style="text-align: right; font-size: small;">Assignment order?</p> <input style="width: 30px; height: 20px; margin-right: 5px;" type="text"/>	
<div style="background-color: black; color: white; padding: 2px;"><b>PE/Health</b></div> <p style="text-align: right; font-size: small;">Time needed to complete it?</p> <input style="width: 30px; height: 20px; margin-right: 5px;" type="text"/> <p style="text-align: right; font-size: small;">Assignment order?</p> <input style="width: 30px; height: 20px; margin-right: 5px;" type="text"/>	<div style="background-color: black; color: white; padding: 2px;"><b>PE/Health</b></div> <p style="text-align: right; font-size: small;">Time needed to complete it?</p> <input style="width: 30px; height: 20px; margin-right: 5px;" type="text"/> <p style="text-align: right; font-size: small;">Assignment order?</p> <input style="width: 30px; height: 20px; margin-right: 5px;" type="text"/>	

**GOAL REFLECTION:**

---

Did you meet your goal?

YES
  NO

If you did not meet your goal, what adjustments can you make next week?

*You Got This!*

# MONDAY, JANUARY 23

Language Arts

Time needed to complete it?

Assignment order?

Math

Time needed to complete it?

Assignment order?

Science

Time needed to complete it?

Assignment order?

Social Studies

Time needed to complete it?

Assignment order?

Exploratory/Language

Time needed to complete it?

Assignment order?

PE/Health

Time needed to complete it?

Assignment order?

# TUESDAY, JANUARY 24

Language Arts

Time needed to complete it?

Assignment order?

Math

Time needed to complete it?

Assignment order?

Science

Time needed to complete it?

Assignment order?

Social Studies

Time needed to complete it?

Assignment order?

Exploratory/Language

Time needed to complete it?

Assignment order?

PE/Health

Time needed to complete it?

Assignment order?

# WEDNESDAY, JANUARY 25

Language Arts

Time needed to complete it?

Assignment order?

Math

Time needed to complete it?

Assignment order?

Science

Time needed to complete it?

Assignment order?

Social Studies

Time needed to complete it?

Assignment order?

Exploratory/Language

Time needed to complete it?

Assignment order?

PE/Health

Time needed to complete it?

Assignment order?

## WEEKLY TO-DO LIST:

1. Write down assignments for each class.
2. Prioritize work by completing the most challenging work or missing work first.
3. Fill out the small boxes to help you create your homework plan.
  - a. How long will the assignment take to complete?
  - b. What order will you complete the assignment? 1st? 2nd? 3rd?
4. Write a goal for the week based on how you are doing.

## UPCOMING TESTS & PROJECTS



# HAVE YOU...

- Checked your grades on Infinite Campus?
- Emailed your teachers if you need help?
- Checked for accuracy on recording your assignments?
- Crossed off the assignments that are done?
- Cleaned out your locker/backpack recently?
- Submitted any missing work?
- Checked your student email?

If you haven't done all of these things, which one do you need to focus on for the week? Write it down over here. *el*

**GOAL FOR THE WEEK:**

---

*You Can Do This*

THURSDAY, JANUARY 26		FRIDAY, JANUARY 27		SATURDAY, JANUARY 28	
<b>Language Arts</b>	Time needed to complete it? <input type="checkbox"/>	<b>Language Arts</b>	Time needed to complete it? <input type="checkbox"/>	<b>SUNDAY, JANUARY 29</b>	
	Assignment order? <input type="checkbox"/>		Assignment order? <input type="checkbox"/>		
<b>Math</b>	Time needed to complete it? <input type="checkbox"/>	<b>Math</b>	Time needed to complete it? <input type="checkbox"/>		
	Assignment order? <input type="checkbox"/>		Assignment order? <input type="checkbox"/>		
<b>Science</b>	Time needed to complete it? <input type="checkbox"/>	<b>Science</b>	Time needed to complete it? <input type="checkbox"/>		
	Assignment order? <input type="checkbox"/>		Assignment order? <input type="checkbox"/>		
<b>Social Science</b>	Time needed to complete it? <input type="checkbox"/>	<b>Social Science</b>	Time needed to complete it? <input type="checkbox"/>		
	Assignment order? <input type="checkbox"/>		Assignment order? <input type="checkbox"/>		
<b>Exploratory/Language</b>	Time needed to complete it? <input type="checkbox"/>	<b>Exploratory/Language</b>	Time needed to complete it? <input type="checkbox"/>	<p><b>GOAL REFLECTION:</b></p> <hr/> <p>Did you meet your goal?</p> <p><input checked="" type="checkbox"/> YES      <input type="checkbox"/> NO</p> <p>If you did not meet your goal, what adjustments can you make next week?</p> <p><i>You Got This!</i></p>	
	Assignment order? <input type="checkbox"/>		Assignment order? <input type="checkbox"/>		
<b>PE/Health</b>	Time needed to complete it? <input type="checkbox"/>	<b>PE/Health</b>	Time needed to complete it? <input type="checkbox"/>		
	Assignment order? <input type="checkbox"/>		Assignment order? <input type="checkbox"/>		

# MONDAY, JANUARY 30

Language Arts

Time needed to complete it?

Assignment order?

Math

Time needed to complete it?

Assignment order?

Science

Time needed to complete it?

Assignment order?

Social Studies

Time needed to complete it?

Assignment order?

Exploratory/Language

Time needed to complete it?

Assignment order?

PE/Health

Time needed to complete it?

Assignment order?

# TUESDAY, JANUARY 31

Language Arts

Time needed to complete it?

Assignment order?

Math

Time needed to complete it?

Assignment order?

Science

Time needed to complete it?

Assignment order?

Social Studies

Time needed to complete it?

Assignment order?

Exploratory/Language

Time needed to complete it?

Assignment order?

PE/Health

Time needed to complete it?

Assignment order?

# WEDNESDAY, FEBRUARY 1

Language Arts

Time needed to complete it?

Assignment order?

Math

Time needed to complete it?

Assignment order?

Science

Time needed to complete it?

Assignment order?

Social Studies

Time needed to complete it?

Assignment order?

Exploratory/Language

Time needed to complete it?

Assignment order?

PE/Health

Time needed to complete it?

Assignment order?

## WEEKLY TO-DO LIST:

1. Write down assignments for each class.
2. Prioritize work by completing the most challenging work or missing work first.
3. Fill out the small boxes to help you create your homework plan.
  - a. How long will the assignment take to complete?
  - b. What order will you complete the assignment? 1st? 2nd? 3rd?
4. Write a goal for the week based on how you are doing.

## UPCOMING TESTS & PROJECTS



# HAVE YOU...

- Checked your grades on Infinite Campus?
- Emailed your teachers if you need help?
- Checked for accuracy on recording your assignments?
- Crossed off the assignments that are done?
- Cleaned out your locker/backpack recently?
- Submitted any missing work?
- Checked your student email?

If you haven't done all of these things, which one do you need to focus on for the week? Write it down over here. *el*

**GOAL FOR THE WEEK:**

---

**You  
CAN DO  
THIS**

THURSDAY, FEBRUARY 2	FRIDAY, FEBRUARY 3	SATURDAY, FEBRUARY 4
<div style="background-color: black; color: white; padding: 2px; margin-bottom: 5px;"><b>Language Arts</b></div> <p style="text-align: right; font-size: small;">Time needed to complete it?</p> <input style="width: 30px; height: 20px; margin-right: 5px;" type="text"/> <p style="text-align: right; font-size: small;">Assignment order?</p> <input style="width: 30px; height: 20px; margin-right: 5px;" type="text"/>	<div style="background-color: black; color: white; padding: 2px; margin-bottom: 5px;"><b>Language Arts</b></div> <p style="text-align: right; font-size: small;">Time needed to complete it?</p> <input style="width: 30px; height: 20px; margin-right: 5px;" type="text"/> <p style="text-align: right; font-size: small;">Assignment order?</p> <input style="width: 30px; height: 20px; margin-right: 5px;" type="text"/>	<div style="background-color: black; color: white; padding: 10px; border-radius: 10px; font-size: 1.2em; font-weight: bold;">SUNDAY, FEBRUARY 5</div>
<div style="background-color: black; color: white; padding: 2px; margin-bottom: 5px;"><b>Math</b></div> <p style="text-align: right; font-size: small;">Time needed to complete it?</p> <input style="width: 30px; height: 20px; margin-right: 5px;" type="text"/> <p style="text-align: right; font-size: small;">Assignment order?</p> <input style="width: 30px; height: 20px; margin-right: 5px;" type="text"/>	<div style="background-color: black; color: white; padding: 2px; margin-bottom: 5px;"><b>Math</b></div> <p style="text-align: right; font-size: small;">Time needed to complete it?</p> <input style="width: 30px; height: 20px; margin-right: 5px;" type="text"/> <p style="text-align: right; font-size: small;">Assignment order?</p> <input style="width: 30px; height: 20px; margin-right: 5px;" type="text"/>	
<div style="background-color: black; color: white; padding: 2px; margin-bottom: 5px;"><b>Science</b></div> <p style="text-align: right; font-size: small;">Time needed to complete it?</p> <input style="width: 30px; height: 20px; margin-right: 5px;" type="text"/> <p style="text-align: right; font-size: small;">Assignment order?</p> <input style="width: 30px; height: 20px; margin-right: 5px;" type="text"/>	<div style="background-color: black; color: white; padding: 2px; margin-bottom: 5px;"><b>Science</b></div> <p style="text-align: right; font-size: small;">Time needed to complete it?</p> <input style="width: 30px; height: 20px; margin-right: 5px;" type="text"/> <p style="text-align: right; font-size: small;">Assignment order?</p> <input style="width: 30px; height: 20px; margin-right: 5px;" type="text"/>	
<div style="background-color: black; color: white; padding: 2px; margin-bottom: 5px;"><b>Social Science</b></div> <p style="text-align: right; font-size: small;">Time needed to complete it?</p> <input style="width: 30px; height: 20px; margin-right: 5px;" type="text"/> <p style="text-align: right; font-size: small;">Assignment order?</p> <input style="width: 30px; height: 20px; margin-right: 5px;" type="text"/>	<div style="background-color: black; color: white; padding: 2px; margin-bottom: 5px;"><b>Social Science</b></div> <p style="text-align: right; font-size: small;">Time needed to complete it?</p> <input style="width: 30px; height: 20px; margin-right: 5px;" type="text"/> <p style="text-align: right; font-size: small;">Assignment order?</p> <input style="width: 30px; height: 20px; margin-right: 5px;" type="text"/>	
<div style="background-color: black; color: white; padding: 2px; margin-bottom: 5px;"><b>Exploratory/Language</b></div> <p style="text-align: right; font-size: small;">Time needed to complete it?</p> <input style="width: 30px; height: 20px; margin-right: 5px;" type="text"/> <p style="text-align: right; font-size: small;">Assignment order?</p> <input style="width: 30px; height: 20px; margin-right: 5px;" type="text"/>	<div style="background-color: black; color: white; padding: 2px; margin-bottom: 5px;"><b>Exploratory/Language</b></div> <p style="text-align: right; font-size: small;">Time needed to complete it?</p> <input style="width: 30px; height: 20px; margin-right: 5px;" type="text"/> <p style="text-align: right; font-size: small;">Assignment order?</p> <input style="width: 30px; height: 20px; margin-right: 5px;" type="text"/>	
<div style="background-color: black; color: white; padding: 2px; margin-bottom: 5px;"><b>PE/Health</b></div> <p style="text-align: right; font-size: small;">Time needed to complete it?</p> <input style="width: 30px; height: 20px; margin-right: 5px;" type="text"/> <p style="text-align: right; font-size: small;">Assignment order?</p> <input style="width: 30px; height: 20px; margin-right: 5px;" type="text"/>	<div style="background-color: black; color: white; padding: 2px; margin-bottom: 5px;"><b>PE/Health</b></div> <p style="text-align: right; font-size: small;">Time needed to complete it?</p> <input style="width: 30px; height: 20px; margin-right: 5px;" type="text"/> <p style="text-align: right; font-size: small;">Assignment order?</p> <input style="width: 30px; height: 20px; margin-right: 5px;" type="text"/>	

**GOAL REFLECTION:**

---

Did you meet your goal?

YES
  NO

If you did not meet your goal, what adjustments can you make next week?

*You Got This!*

# MONDAY, FEBRUARY 6

<b>Language Arts</b>	Time needed to complete it? <input type="text"/>
	Assignment order? <input type="text"/>

<b>Math</b>	Time needed to complete it? <input type="text"/>
	Assignment order? <input type="text"/>

<b>Science</b>	Time needed to complete it? <input type="text"/>
	Assignment order? <input type="text"/>

<b>Social Studies</b>	Time needed to complete it? <input type="text"/>
	Assignment order? <input type="text"/>

<b>Exploratory/Language</b>	Time needed to complete it? <input type="text"/>
	Assignment order? <input type="text"/>

<b>PE/Health</b>	Time needed to complete it? <input type="text"/>
	Assignment order? <input type="text"/>

# TUESDAY, FEBRUARY 7

<b>Language Arts</b>	Time needed to complete it? <input type="text"/>
	Assignment order? <input type="text"/>

<b>Math</b>	Time needed to complete it? <input type="text"/>
	Assignment order? <input type="text"/>

<b>Science</b>	Time needed to complete it? <input type="text"/>
	Assignment order? <input type="text"/>

<b>Social Studies</b>	Time needed to complete it? <input type="text"/>
	Assignment order? <input type="text"/>

<b>Exploratory/Language</b>	Time needed to complete it? <input type="text"/>
	Assignment order? <input type="text"/>

<b>PE/Health</b>	Time needed to complete it? <input type="text"/>
	Assignment order? <input type="text"/>

# WEDNESDAY, FEBRUARY 8

<b>Language Arts</b>	Time needed to complete it? <input type="text"/>
	Assignment order? <input type="text"/>

<b>Math</b>	Time needed to complete it? <input type="text"/>
	Assignment order? <input type="text"/>

<b>Science</b>	Time needed to complete it? <input type="text"/>
	Assignment order? <input type="text"/>

<b>Social Studies</b>	Time needed to complete it? <input type="text"/>
	Assignment order? <input type="text"/>

<b>Exploratory/Language</b>	Time needed to complete it? <input type="text"/>
	Assignment order? <input type="text"/>

<b>PE/Health</b>	Time needed to complete it? <input type="text"/>
	Assignment order? <input type="text"/>

## WEEKLY TO-DO LIST:

1. Write down assignments for each class.
2. Prioritize work by completing the most challenging work or missing work first.
3. Fill out the small boxes to help you create your homework plan.
  - a. How long will the assignment take to complete?
  - b. What order will you complete the assignment? 1st? 2nd? 3rd?
4. Write a goal for the week based on how you are doing.

## UPCOMING TESTS & PROJECTS





# HAVE YOU...

- Checked your grades on Infinite Campus?
- Emailed your teachers if you need help?
- Checked for accuracy on recording your assignments?
- Crossed off the assignments that are done?
- Cleaned out your locker/backpack recently?
- Submitted any missing work?
- Checked your student email?

If you haven't done all of these things, which one do you need to focus on for the week? Write it down over here. *el*

**GOAL FOR THE WEEK:**

---

*You Can Do This*

THURSDAY, FEBRUARY 9		FRIDAY, FEBRUARY 10		SATURDAY, FEBRUARY 11	
Language Arts	Time needed to complete it? <input type="checkbox"/>	Language Arts	Time needed to complete it? <input type="checkbox"/>	<b>SUNDAY, FEBRUARY 12</b>	
	Assignment order? <input type="checkbox"/>		Assignment order? <input type="checkbox"/>		
Math	Time needed to complete it? <input type="checkbox"/>	Math	Time needed to complete it? <input type="checkbox"/>		
	Assignment order? <input type="checkbox"/>		Assignment order? <input type="checkbox"/>		
Science	Time needed to complete it? <input type="checkbox"/>	Science	Time needed to complete it? <input type="checkbox"/>		
	Assignment order? <input type="checkbox"/>		Assignment order? <input type="checkbox"/>		
Social Science	Time needed to complete it? <input type="checkbox"/>	Social Science	Time needed to complete it? <input type="checkbox"/>		
	Assignment order? <input type="checkbox"/>		Assignment order? <input type="checkbox"/>		
Exploratory/Language	Time needed to complete it? <input type="checkbox"/>	Exploratory/Language	Time needed to complete it? <input type="checkbox"/>	<p><b>GOAL REFLECTION:</b></p> <hr/> <p>Did you meet your goal?</p> <p><input checked="" type="checkbox"/> YES      <input type="checkbox"/> NO</p> <p>If you did not meet your goal, what adjustments can you make next week?</p> <p><i>You Got This!</i></p>	
	Assignment order? <input type="checkbox"/>		Assignment order? <input type="checkbox"/>		
PE/Health	Time needed to complete it? <input type="checkbox"/>	PE/Health	Time needed to complete it? <input type="checkbox"/>		
	Assignment order? <input type="checkbox"/>		Assignment order? <input type="checkbox"/>		

# MONDAY, FEBRUARY 13

Language Arts

Time needed to complete it?

Assignment order?

Math

Time needed to complete it?

Assignment order?

Science

Time needed to complete it?

Assignment order?

Social Studies

Time needed to complete it?

Assignment order?

Exploratory/Language

Time needed to complete it?

Assignment order?

PE/Health

Time needed to complete it?

Assignment order?

# TUESDAY, FEBRUARY 14

Language Arts

Time needed to complete it?

Assignment order?

Math

Time needed to complete it?

Assignment order?

Science

Time needed to complete it?

Assignment order?

Social Studies

Time needed to complete it?

Assignment order?

Exploratory/Language

Time needed to complete it?

Assignment order?

PE/Health

Time needed to complete it?

Assignment order?

# WEDNESDAY, FEBRUARY 15

Language Arts

Time needed to complete it?

Assignment order?

Math

Time needed to complete it?

Assignment order?

Science

Time needed to complete it?

Assignment order?

Social Studies

Time needed to complete it?

Assignment order?

Exploratory/Language

Time needed to complete it?

Assignment order?

PE/Health

Time needed to complete it?

Assignment order?

## WEEKLY TO-DO LIST:

1. Write down assignments for each class.
2. Prioritize work by completing the most challenging work or missing work first.
3. Fill out the small boxes to help you create your homework plan.
  - a. How long will the assignment take to complete?
  - b. What order will you complete the assignment? 1st? 2nd? 3rd?
4. Write a goal for the week based on how you are doing.

## UPCOMING TESTS & PROJECTS



# HAVE YOU...

- Checked your grades on Infinite Campus?
- Emailed your teachers if you need help?
- Checked for accuracy on recording your assignments?
- Crossed off the assignments that are done?
- Cleaned out your locker/backpack recently?
- Submitted any missing work?
- Checked your student email?

If you haven't done all of these things, which one do you need to focus on for the week? Write it down over here. *el*

**GOAL FOR THE WEEK:**

---

*You Can Do This*

THURSDAY, FEBRUARY 16		FRIDAY, FEBRUARY 17		SATURDAY, FEBRUARY 18	
Language Arts	Time needed to complete it? <input type="checkbox"/>	Language Arts	Time needed to complete it? <input type="checkbox"/>	<b>SUNDAY, FEBRUARY 19</b>	
	Assignment order? <input type="checkbox"/>		Assignment order? <input type="checkbox"/>		
Math	Time needed to complete it? <input type="checkbox"/>	Math	Time needed to complete it? <input type="checkbox"/>		
	Assignment order? <input type="checkbox"/>		Assignment order? <input type="checkbox"/>		
Science	Time needed to complete it? <input type="checkbox"/>	Science	Time needed to complete it? <input type="checkbox"/>		
	Assignment order? <input type="checkbox"/>		Assignment order? <input type="checkbox"/>		
Social Science	Time needed to complete it? <input type="checkbox"/>	Social Science	Time needed to complete it? <input type="checkbox"/>		
	Assignment order? <input type="checkbox"/>		Assignment order? <input type="checkbox"/>		
Exploratory/Language	Time needed to complete it? <input type="checkbox"/>	Exploratory/Language	Time needed to complete it? <input type="checkbox"/>	<b>GOAL REFLECTION:</b>	
	Assignment order? <input type="checkbox"/>		Assignment order? <input type="checkbox"/>		
PE/Health	Time needed to complete it? <input type="checkbox"/>	PE/Health	Time needed to complete it? <input type="checkbox"/>		
	Assignment order? <input type="checkbox"/>		Assignment order? <input type="checkbox"/>	<p>Did you meet your goal?</p> <p><input checked="" type="checkbox"/> YES      <input type="checkbox"/> NO</p> <p>If you did not meet your goal, what adjustments can you make next week?</p>	

*You Got This!*

# MONDAY, FEBRUARY 20 President's Day

Language Arts	Time needed to complete it? <input type="checkbox"/>
Assignment order? <input type="checkbox"/>	

Math	Time needed to complete it? <input type="checkbox"/>
Assignment order? <input type="checkbox"/>	

Science	Time needed to complete it? <input type="checkbox"/>
Assignment order? <input type="checkbox"/>	

Social Studies	Time needed to complete it? <input type="checkbox"/>
Assignment order? <input type="checkbox"/>	

Exploratory/Language	Time needed to complete it? <input type="checkbox"/>
Assignment order? <input type="checkbox"/>	

PE/Health	Time needed to complete it? <input type="checkbox"/>
Assignment order? <input type="checkbox"/>	

# TUESDAY, FEBRUARY 21

Language Arts	Time needed to complete it? <input type="checkbox"/>
Assignment order? <input type="checkbox"/>	

Math	Time needed to complete it? <input type="checkbox"/>
Assignment order? <input type="checkbox"/>	

Science	Time needed to complete it? <input type="checkbox"/>
Assignment order? <input type="checkbox"/>	

Social Studies	Time needed to complete it? <input type="checkbox"/>
Assignment order? <input type="checkbox"/>	

Exploratory/Language	Time needed to complete it? <input type="checkbox"/>
Assignment order? <input type="checkbox"/>	

PE/Health	Time needed to complete it? <input type="checkbox"/>
Assignment order? <input type="checkbox"/>	

# WEDNESDAY, FEBRUARY 22

Language Arts	Time needed to complete it? <input type="checkbox"/>
Assignment order? <input type="checkbox"/>	

Math	Time needed to complete it? <input type="checkbox"/>
Assignment order? <input type="checkbox"/>	

Science	Time needed to complete it? <input type="checkbox"/>
Assignment order? <input type="checkbox"/>	

Social Studies	Time needed to complete it? <input type="checkbox"/>
Assignment order? <input type="checkbox"/>	

Exploratory/Language	Time needed to complete it? <input type="checkbox"/>
Assignment order? <input type="checkbox"/>	

PE/Health	Time needed to complete it? <input type="checkbox"/>
Assignment order? <input type="checkbox"/>	

## WEEKLY TO-DO LIST:

1. Write down assignments for each class.
2. Prioritize work by completing the most challenging work or missing work first.
3. Fill out the small boxes to help you create your homework plan.
  - a. How long will the assignment take to complete?
  - b. What order will you complete the assignment? 1st? 2nd? 3rd?
4. Write a goal for the week based on how you are doing.

## UPCOMING TESTS & PROJECTS



# HAVE YOU...

- Checked your grades on Infinite Campus?
- Emailed your teachers if you need help?
- Checked for accuracy on recording your assignments?
- Crossed off the assignments that are done?
- Cleaned out your locker/backpack recently?
- Submitted any missing work?
- Checked your student email?

If you haven't done all of these things, which one do you need to focus on for the week? Write it down over here. *el*

**GOAL FOR THE WEEK:**

---

*You Can Do This*

THURSDAY, FEBRUARY 23		FRIDAY, FEBRUARY 24		SATURDAY, FEBRUARY 25	
<b>Language Arts</b>	Time needed to complete it? <input type="checkbox"/>	<b>Language Arts</b>	Time needed to complete it? <input type="checkbox"/>	<b>SUNDAY, FEBRUARY 26</b>	
	Assignment order? <input type="checkbox"/>		Assignment order? <input type="checkbox"/>		
<b>Math</b>	Time needed to complete it? <input type="checkbox"/>	<b>Math</b>	Time needed to complete it? <input type="checkbox"/>		
	Assignment order? <input type="checkbox"/>		Assignment order? <input type="checkbox"/>		
<b>Science</b>	Time needed to complete it? <input type="checkbox"/>	<b>Science</b>	Time needed to complete it? <input type="checkbox"/>		
	Assignment order? <input type="checkbox"/>		Assignment order? <input type="checkbox"/>		
<b>Social Science</b>	Time needed to complete it? <input type="checkbox"/>	<b>Social Science</b>	Time needed to complete it? <input type="checkbox"/>		
	Assignment order? <input type="checkbox"/>		Assignment order? <input type="checkbox"/>		
<b>Exploratory/Language</b>	Time needed to complete it? <input type="checkbox"/>	<b>Exploratory/Language</b>	Time needed to complete it? <input type="checkbox"/>	<p><b>GOAL REFLECTION:</b></p> <hr/> <p>Did you meet your goal?</p> <p><input checked="" type="checkbox"/> YES      <input type="checkbox"/> NO</p> <p>If you did not meet your goal, what adjustments can you make next week?</p> <p><i>You Got This!</i></p>	
	Assignment order? <input type="checkbox"/>		Assignment order? <input type="checkbox"/>		
<b>PE/Health</b>	Time needed to complete it? <input type="checkbox"/>	<b>PE/Health</b>	Time needed to complete it? <input type="checkbox"/>		
	Assignment order? <input type="checkbox"/>		Assignment order? <input type="checkbox"/>		

# MONDAY, FEBRUARY 27

<b>Language Arts</b>	Time needed to complete it? <input type="checkbox"/>
Assignment order? <input type="checkbox"/>	

<b>Math</b>	Time needed to complete it? <input type="checkbox"/>
Assignment order? <input type="checkbox"/>	

<b>Science</b>	Time needed to complete it? <input type="checkbox"/>
Assignment order? <input type="checkbox"/>	

<b>Social Studies</b>	Time needed to complete it? <input type="checkbox"/>
Assignment order? <input type="checkbox"/>	

<b>Exploratory/Language</b>	Time needed to complete it? <input type="checkbox"/>
Assignment order? <input type="checkbox"/>	

<b>PE/Health</b>	Time needed to complete it? <input type="checkbox"/>
Assignment order? <input type="checkbox"/>	

# TUESDAY, FEBRUARY 28

<b>Language Arts</b>	Time needed to complete it? <input type="checkbox"/>
Assignment order? <input type="checkbox"/>	

<b>Math</b>	Time needed to complete it? <input type="checkbox"/>
Assignment order? <input type="checkbox"/>	

<b>Science</b>	Time needed to complete it? <input type="checkbox"/>
Assignment order? <input type="checkbox"/>	

<b>Social Studies</b>	Time needed to complete it? <input type="checkbox"/>
Assignment order? <input type="checkbox"/>	

<b>Exploratory/Language</b>	Time needed to complete it? <input type="checkbox"/>
Assignment order? <input type="checkbox"/>	

<b>PE/Health</b>	Time needed to complete it? <input type="checkbox"/>
Assignment order? <input type="checkbox"/>	

# WEDNESDAY, MARCH 1

<b>Language Arts</b>	Time needed to complete it? <input type="checkbox"/>
Assignment order? <input type="checkbox"/>	

<b>Math</b>	Time needed to complete it? <input type="checkbox"/>
Assignment order? <input type="checkbox"/>	

<b>Science</b>	Time needed to complete it? <input type="checkbox"/>
Assignment order? <input type="checkbox"/>	

<b>Social Studies</b>	Time needed to complete it? <input type="checkbox"/>
Assignment order? <input type="checkbox"/>	

<b>Exploratory/Language</b>	Time needed to complete it? <input type="checkbox"/>
Assignment order? <input type="checkbox"/>	

<b>PE/Health</b>	Time needed to complete it? <input type="checkbox"/>
Assignment order? <input type="checkbox"/>	

## WEEKLY TO-DO LIST:

1. Write down assignments for each class.
2. Prioritize work by completing the most challenging work or missing work first.
3. Fill out the small boxes to help you create your homework plan.
  - a. How long will the assignment take to complete?
  - b. What order will you complete the assignment? 1st? 2nd? 3rd?
4. Write a goal for the week based on how you are doing.

## UPCOMING TESTS & PROJECTS



# HAVE YOU...

- Checked your grades on Infinite Campus?
- Emailed your teachers if you need help?
- Checked for accuracy on recording your assignments?
- Crossed off the assignments that are done?
- Cleaned out your locker/backpack recently?
- Submitted any missing work?
- Checked your student email?

If you haven't done all of these things, which one do you need to focus on for the week? Write it down over here. *el*

**GOAL FOR THE WEEK:**

---

**You  
CAN DO  
THIS**

THURSDAY, MARCH 2	FRIDAY, MARCH 3	SATURDAY, MARCH 4
<div style="background-color: black; color: white; padding: 2px; margin-bottom: 5px;"><b>Language Arts</b></div> <p style="text-align: right; font-size: small;">Time needed to complete it?</p> <input style="width: 30px; height: 20px; margin: 5px auto;" type="text"/> <p style="text-align: right; font-size: small;">Assignment order?</p> <input style="width: 30px; height: 20px; margin: 5px auto;" type="text"/>	<div style="background-color: black; color: white; padding: 2px; margin-bottom: 5px;"><b>Language Arts</b></div> <p style="text-align: right; font-size: small;">Time needed to complete it?</p> <input style="width: 30px; height: 20px; margin: 5px auto;" type="text"/> <p style="text-align: right; font-size: small;">Assignment order?</p> <input style="width: 30px; height: 20px; margin: 5px auto;" type="text"/>	<div style="background-color: black; color: white; padding: 10px; border: 1px solid black; border-radius: 10px; font-size: 1.2em; font-weight: bold;">SUNDAY, MARCH 5</div>
<div style="background-color: black; color: white; padding: 2px; margin-bottom: 5px;"><b>Math</b></div> <p style="text-align: right; font-size: small;">Time needed to complete it?</p> <input style="width: 30px; height: 20px; margin: 5px auto;" type="text"/> <p style="text-align: right; font-size: small;">Assignment order?</p> <input style="width: 30px; height: 20px; margin: 5px auto;" type="text"/>	<div style="background-color: black; color: white; padding: 2px; margin-bottom: 5px;"><b>Math</b></div> <p style="text-align: right; font-size: small;">Time needed to complete it?</p> <input style="width: 30px; height: 20px; margin: 5px auto;" type="text"/> <p style="text-align: right; font-size: small;">Assignment order?</p> <input style="width: 30px; height: 20px; margin: 5px auto;" type="text"/>	
<div style="background-color: black; color: white; padding: 2px; margin-bottom: 5px;"><b>Science</b></div> <p style="text-align: right; font-size: small;">Time needed to complete it?</p> <input style="width: 30px; height: 20px; margin: 5px auto;" type="text"/> <p style="text-align: right; font-size: small;">Assignment order?</p> <input style="width: 30px; height: 20px; margin: 5px auto;" type="text"/>	<div style="background-color: black; color: white; padding: 2px; margin-bottom: 5px;"><b>Science</b></div> <p style="text-align: right; font-size: small;">Time needed to complete it?</p> <input style="width: 30px; height: 20px; margin: 5px auto;" type="text"/> <p style="text-align: right; font-size: small;">Assignment order?</p> <input style="width: 30px; height: 20px; margin: 5px auto;" type="text"/>	
<div style="background-color: black; color: white; padding: 2px; margin-bottom: 5px;"><b>Social Science</b></div> <p style="text-align: right; font-size: small;">Time needed to complete it?</p> <input style="width: 30px; height: 20px; margin: 5px auto;" type="text"/> <p style="text-align: right; font-size: small;">Assignment order?</p> <input style="width: 30px; height: 20px; margin: 5px auto;" type="text"/>	<div style="background-color: black; color: white; padding: 2px; margin-bottom: 5px;"><b>Social Science</b></div> <p style="text-align: right; font-size: small;">Time needed to complete it?</p> <input style="width: 30px; height: 20px; margin: 5px auto;" type="text"/> <p style="text-align: right; font-size: small;">Assignment order?</p> <input style="width: 30px; height: 20px; margin: 5px auto;" type="text"/>	
<div style="background-color: black; color: white; padding: 2px; margin-bottom: 5px;"><b>Exploratory/Language</b></div> <p style="text-align: right; font-size: small;">Time needed to complete it?</p> <input style="width: 30px; height: 20px; margin: 5px auto;" type="text"/> <p style="text-align: right; font-size: small;">Assignment order?</p> <input style="width: 30px; height: 20px; margin: 5px auto;" type="text"/>	<div style="background-color: black; color: white; padding: 2px; margin-bottom: 5px;"><b>Exploratory/Language</b></div> <p style="text-align: right; font-size: small;">Time needed to complete it?</p> <input style="width: 30px; height: 20px; margin: 5px auto;" type="text"/> <p style="text-align: right; font-size: small;">Assignment order?</p> <input style="width: 30px; height: 20px; margin: 5px auto;" type="text"/>	<div style="border: 1px solid black; border-radius: 15px; padding: 10px; margin-top: 10px;"> <p style="text-align: center;"><b>GOAL REFLECTION:</b></p> <hr style="border: 1px solid black; margin: 5px 0;"/> <p>Did you meet your goal?</p> <div style="display: flex; justify-content: space-around; margin: 5px 0;"> <span><input checked="" type="checkbox"/> YES</span> <span><input type="checkbox"/> NO</span> </div> <p style="font-size: small;">If you did not meet your goal, what adjustments can you make next week?</p> <div style="text-align: right; margin-top: 20px;"> <p><i>You Got This!</i></p> </div> </div>
<div style="background-color: black; color: white; padding: 2px; margin-bottom: 5px;"><b>PE/Health</b></div> <p style="text-align: right; font-size: small;">Time needed to complete it?</p> <input style="width: 30px; height: 20px; margin: 5px auto;" type="text"/> <p style="text-align: right; font-size: small;">Assignment order?</p> <input style="width: 30px; height: 20px; margin: 5px auto;" type="text"/>	<div style="background-color: black; color: white; padding: 2px; margin-bottom: 5px;"><b>PE/Health</b></div> <p style="text-align: right; font-size: small;">Time needed to complete it?</p> <input style="width: 30px; height: 20px; margin: 5px auto;" type="text"/> <p style="text-align: right; font-size: small;">Assignment order?</p> <input style="width: 30px; height: 20px; margin: 5px auto;" type="text"/>	

# MONDAY, MARCH 6

<b>Language Arts</b>	Time needed to complete it? <input type="text"/>
	Assignment order? <input type="text"/>

<b>Math</b>	Time needed to complete it? <input type="text"/>
	Assignment order? <input type="text"/>

<b>Science</b>	Time needed to complete it? <input type="text"/>
	Assignment order? <input type="text"/>

<b>Social Studies</b>	Time needed to complete it? <input type="text"/>
	Assignment order? <input type="text"/>

<b>Exploratory/Language</b>	Time needed to complete it? <input type="text"/>
	Assignment order? <input type="text"/>

<b>PE/Health</b>	Time needed to complete it? <input type="text"/>
	Assignment order? <input type="text"/>

# TUESDAY, MARCH 7

<b>Language Arts</b>	Time needed to complete it? <input type="text"/>
	Assignment order? <input type="text"/>

<b>Math</b>	Time needed to complete it? <input type="text"/>
	Assignment order? <input type="text"/>

<b>Science</b>	Time needed to complete it? <input type="text"/>
	Assignment order? <input type="text"/>

<b>Social Studies</b>	Time needed to complete it? <input type="text"/>
	Assignment order? <input type="text"/>

<b>Exploratory/Language</b>	Time needed to complete it? <input type="text"/>
	Assignment order? <input type="text"/>

<b>PE/Health</b>	Time needed to complete it? <input type="text"/>
	Assignment order? <input type="text"/>

# WEDNESDAY, MARCH 8

<b>Language Arts</b>	Time needed to complete it? <input type="text"/>
	Assignment order? <input type="text"/>

<b>Math</b>	Time needed to complete it? <input type="text"/>
	Assignment order? <input type="text"/>

<b>Science</b>	Time needed to complete it? <input type="text"/>
	Assignment order? <input type="text"/>

<b>Social Studies</b>	Time needed to complete it? <input type="text"/>
	Assignment order? <input type="text"/>

<b>Exploratory/Language</b>	Time needed to complete it? <input type="text"/>
	Assignment order? <input type="text"/>

<b>PE/Health</b>	Time needed to complete it? <input type="text"/>
	Assignment order? <input type="text"/>

## WEEKLY TO-DO LIST:

1. Write down assignments for each class.
2. Prioritize work by completing the most challenging work or missing work first.
3. Fill out the small boxes to help you create your homework plan.
  - a. How long will the assignment take to complete?
  - b. What order will you complete the assignment? 1st? 2nd? 3rd?
4. Write a goal for the week based on how you are doing.

## UPCOMING TESTS & PROJECTS





# HAVE YOU...

- Checked your grades on Infinite Campus?
- Emailed your teachers if you need help?
- Checked for accuracy on recording your assignments?
- Crossed off the assignments that are done?
- Cleaned out your locker/backpack recently?
- Submitted any missing work?
- Checked your student email?

If you haven't done all of these things, which one do you need to focus on for the week? Write it down over here. *el*

**GOAL FOR THE WEEK:**

---

**You  
Can Do  
This**

THURSDAY, MARCH 9	FRIDAY, MARCH 10	SATURDAY, MARCH 11
<div style="background-color: black; color: white; padding: 2px;"><b>Language Arts</b></div> <p style="text-align: right; font-size: small;">Time needed to complete it?</p> <input style="width: 30px; height: 20px; margin-left: 150px;" type="text"/> <p style="text-align: right; font-size: small;">Assignment order?</p> <input style="width: 30px; height: 20px; margin-left: 150px;" type="text"/>	<div style="background-color: black; color: white; padding: 2px;"><b>Language Arts</b></div> <p style="text-align: right; font-size: small;">Time needed to complete it?</p> <input style="width: 30px; height: 20px; margin-left: 150px;" type="text"/> <p style="text-align: right; font-size: small;">Assignment order?</p> <input style="width: 30px; height: 20px; margin-left: 150px;" type="text"/>	<div style="background-color: black; color: white; padding: 5px; font-weight: bold; font-size: 1.2em;">SUNDAY, MARCH 12</div>
<div style="background-color: black; color: white; padding: 2px;"><b>Math</b></div> <p style="text-align: right; font-size: small;">Time needed to complete it?</p> <input style="width: 30px; height: 20px; margin-left: 150px;" type="text"/> <p style="text-align: right; font-size: small;">Assignment order?</p> <input style="width: 30px; height: 20px; margin-left: 150px;" type="text"/>	<div style="background-color: black; color: white; padding: 2px;"><b>Math</b></div> <p style="text-align: right; font-size: small;">Time needed to complete it?</p> <input style="width: 30px; height: 20px; margin-left: 150px;" type="text"/> <p style="text-align: right; font-size: small;">Assignment order?</p> <input style="width: 30px; height: 20px; margin-left: 150px;" type="text"/>	
<div style="background-color: black; color: white; padding: 2px;"><b>Science</b></div> <p style="text-align: right; font-size: small;">Time needed to complete it?</p> <input style="width: 30px; height: 20px; margin-left: 150px;" type="text"/> <p style="text-align: right; font-size: small;">Assignment order?</p> <input style="width: 30px; height: 20px; margin-left: 150px;" type="text"/>	<div style="background-color: black; color: white; padding: 2px;"><b>Science</b></div> <p style="text-align: right; font-size: small;">Time needed to complete it?</p> <input style="width: 30px; height: 20px; margin-left: 150px;" type="text"/> <p style="text-align: right; font-size: small;">Assignment order?</p> <input style="width: 30px; height: 20px; margin-left: 150px;" type="text"/>	
<div style="background-color: black; color: white; padding: 2px;"><b>Social Science</b></div> <p style="text-align: right; font-size: small;">Time needed to complete it?</p> <input style="width: 30px; height: 20px; margin-left: 150px;" type="text"/> <p style="text-align: right; font-size: small;">Assignment order?</p> <input style="width: 30px; height: 20px; margin-left: 150px;" type="text"/>	<div style="background-color: black; color: white; padding: 2px;"><b>Social Science</b></div> <p style="text-align: right; font-size: small;">Time needed to complete it?</p> <input style="width: 30px; height: 20px; margin-left: 150px;" type="text"/> <p style="text-align: right; font-size: small;">Assignment order?</p> <input style="width: 30px; height: 20px; margin-left: 150px;" type="text"/>	
<div style="background-color: black; color: white; padding: 2px;"><b>Exploratory/Language</b></div> <p style="text-align: right; font-size: small;">Time needed to complete it?</p> <input style="width: 30px; height: 20px; margin-left: 150px;" type="text"/> <p style="text-align: right; font-size: small;">Assignment order?</p> <input style="width: 30px; height: 20px; margin-left: 150px;" type="text"/>	<div style="background-color: black; color: white; padding: 2px;"><b>Exploratory/Language</b></div> <p style="text-align: right; font-size: small;">Time needed to complete it?</p> <input style="width: 30px; height: 20px; margin-left: 150px;" type="text"/> <p style="text-align: right; font-size: small;">Assignment order?</p> <input style="width: 30px; height: 20px; margin-left: 150px;" type="text"/>	
<div style="background-color: black; color: white; padding: 2px;"><b>PE/Health</b></div> <p style="text-align: right; font-size: small;">Time needed to complete it?</p> <input style="width: 30px; height: 20px; margin-left: 150px;" type="text"/> <p style="text-align: right; font-size: small;">Assignment order?</p> <input style="width: 30px; height: 20px; margin-left: 150px;" type="text"/>	<div style="background-color: black; color: white; padding: 2px;"><b>PE/Health</b></div> <p style="text-align: right; font-size: small;">Time needed to complete it?</p> <input style="width: 30px; height: 20px; margin-left: 150px;" type="text"/> <p style="text-align: right; font-size: small;">Assignment order?</p> <input style="width: 30px; height: 20px; margin-left: 150px;" type="text"/>	

**GOAL REFLECTION:**

---

Did you meet your goal?

YES
  NO

If you did not meet your goal, what adjustments can you make next week?

*You Got This!*

# MONDAY, MARCH 13

Language Arts

Time needed to complete it?

Assignment order?

Math

Time needed to complete it?

Assignment order?

Science

Time needed to complete it?

Assignment order?

Social Studies

Time needed to complete it?

Assignment order?

Exploratory/Language

Time needed to complete it?

Assignment order?

PE/Health

Time needed to complete it?

Assignment order?

# TUESDAY, MARCH 14

Language Arts

Time needed to complete it?

Assignment order?

Math

Time needed to complete it?

Assignment order?

Science

Time needed to complete it?

Assignment order?

Social Studies

Time needed to complete it?

Assignment order?

Exploratory/Language

Time needed to complete it?

Assignment order?

PE/Health

Time needed to complete it?

Assignment order?

# WEDNESDAY, MARCH 15

Language Arts

Time needed to complete it?

Assignment order?

Math

Time needed to complete it?

Assignment order?

Science

Time needed to complete it?

Assignment order?

Social Studies

Time needed to complete it?

Assignment order?

Exploratory/Language

Time needed to complete it?

Assignment order?

PE/Health

Time needed to complete it?

Assignment order?

## WEEKLY TO-DO LIST:

1. Write down assignments for each class.
2. Prioritize work by completing the most challenging work or missing work first.
3. Fill out the small boxes to help you create your homework plan.
  - a. How long will the assignment take to complete?
  - b. What order will you complete the assignment? 1st? 2nd? 3rd?
4. Write a goal for the week based on how you are doing.

## UPCOMING TESTS & PROJECTS



# HAVE YOU...

- Checked your grades on Infinite Campus?
- Emailed your teachers if you need help?
- Checked for accuracy on recording your assignments?
- Crossed off the assignments that are done?
- Cleaned out your locker/backpack recently?
- Submitted any missing work?
- Checked your student email?

If you haven't done all of these things, which one do you need to focus on for the week? Write it down over here. *el*

**GOAL FOR THE WEEK:**

---

*You Can Do This*

THURSDAY, MARCH 16		FRIDAY, MARCH 17		SATURDAY, MARCH 18	
Language Arts	Time needed to complete it? <input type="checkbox"/>	Language Arts	Time needed to complete it? <input type="checkbox"/>	<b>SUNDAY, MARCH 19</b>	
	Assignment order? <input type="checkbox"/>		Assignment order? <input type="checkbox"/>		
Math	Time needed to complete it? <input type="checkbox"/>	Math	Time needed to complete it? <input type="checkbox"/>		
	Assignment order? <input type="checkbox"/>		Assignment order? <input type="checkbox"/>		
Science	Time needed to complete it? <input type="checkbox"/>	Science	Time needed to complete it? <input type="checkbox"/>		
	Assignment order? <input type="checkbox"/>		Assignment order? <input type="checkbox"/>		
Social Science	Time needed to complete it? <input type="checkbox"/>	Social Science	Time needed to complete it? <input type="checkbox"/>		
	Assignment order? <input type="checkbox"/>		Assignment order? <input type="checkbox"/>		
Exploratory/Language	Time needed to complete it? <input type="checkbox"/>	Exploratory/Language	Time needed to complete it? <input type="checkbox"/>	<p><b>GOAL REFLECTION:</b></p> <hr/> <p>Did you meet your goal?</p> <p><input checked="" type="checkbox"/> YES      <input type="checkbox"/> NO</p> <p>If you did not meet your goal, what adjustments can you make next week?</p> <p><i>You Got This!</i></p>	
	Assignment order? <input type="checkbox"/>		Assignment order? <input type="checkbox"/>		
PE/Health	Time needed to complete it? <input type="checkbox"/>	PE/Health	Time needed to complete it? <input type="checkbox"/>		
	Assignment order? <input type="checkbox"/>		Assignment order? <input type="checkbox"/>		

# MONDAY, MARCH 20

<b>Language Arts</b>	Time needed to complete it? <input type="checkbox"/>
Assignment order? <input type="checkbox"/>	

<b>Math</b>	Time needed to complete it? <input type="checkbox"/>
Assignment order? <input type="checkbox"/>	

<b>Science</b>	Time needed to complete it? <input type="checkbox"/>
Assignment order? <input type="checkbox"/>	

<b>Social Studies</b>	Time needed to complete it? <input type="checkbox"/>
Assignment order? <input type="checkbox"/>	

<b>Exploratory/Language</b>	Time needed to complete it? <input type="checkbox"/>
Assignment order? <input type="checkbox"/>	

<b>PE/Health</b>	Time needed to complete it? <input type="checkbox"/>
Assignment order? <input type="checkbox"/>	

# TUESDAY, MARCH 21

<b>Language Arts</b>	Time needed to complete it? <input type="checkbox"/>
Assignment order? <input type="checkbox"/>	

<b>Math</b>	Time needed to complete it? <input type="checkbox"/>
Assignment order? <input type="checkbox"/>	

<b>Science</b>	Time needed to complete it? <input type="checkbox"/>
Assignment order? <input type="checkbox"/>	

<b>Social Studies</b>	Time needed to complete it? <input type="checkbox"/>
Assignment order? <input type="checkbox"/>	

<b>Exploratory/Language</b>	Time needed to complete it? <input type="checkbox"/>
Assignment order? <input type="checkbox"/>	

<b>PE/Health</b>	Time needed to complete it? <input type="checkbox"/>
Assignment order? <input type="checkbox"/>	

# WEDNESDAY, MARCH 22

<b>Language Arts</b>	Time needed to complete it? <input type="checkbox"/>
Assignment order? <input type="checkbox"/>	

<b>Math</b>	Time needed to complete it? <input type="checkbox"/>
Assignment order? <input type="checkbox"/>	

<b>Science</b>	Time needed to complete it? <input type="checkbox"/>
Assignment order? <input type="checkbox"/>	

<b>Social Studies</b>	Time needed to complete it? <input type="checkbox"/>
Assignment order? <input type="checkbox"/>	

<b>Exploratory/Language</b>	Time needed to complete it? <input type="checkbox"/>
Assignment order? <input type="checkbox"/>	

<b>PE/Health</b>	Time needed to complete it? <input type="checkbox"/>
Assignment order? <input type="checkbox"/>	

## WEEKLY TO-DO LIST:

1. Write down assignments for each class.
2. Prioritize work by completing the most challenging work or missing work first.
3. Fill out the small boxes to help you create your homework plan.
  - a. How long will the assignment take to complete?
  - b. What order will you complete the assignment? 1st? 2nd? 3rd?
4. Write a goal for the week based on how you are doing.

## UPCOMING TESTS & PROJECTS



# HAVE YOU...

- Checked your grades on Infinite Campus?
- Emailed your teachers if you need help?
- Checked for accuracy on recording your assignments?
- Crossed off the assignments that are done?
- Cleaned out your locker/backpack recently?
- Submitted any missing work?
- Checked your student email?

If you haven't done all of these things, which one do you need to focus on for the week? Write it down over here. *el*

**GOAL FOR THE WEEK:**

---

*You Can Do This*

THURSDAY, MARCH 23		FRIDAY, MARCH 24		SATURDAY, MARCH 25	
<b>Language Arts</b>	Time needed to complete it? <input type="checkbox"/>	<b>Language Arts</b>	Time needed to complete it? <input type="checkbox"/>	<b>SUNDAY, MARCH 26</b>	
	Assignment order? <input type="checkbox"/>		Assignment order? <input type="checkbox"/>		
<b>Math</b>	Time needed to complete it? <input type="checkbox"/>	<b>Math</b>	Time needed to complete it? <input type="checkbox"/>		
	Assignment order? <input type="checkbox"/>		Assignment order? <input type="checkbox"/>		
<b>Science</b>	Time needed to complete it? <input type="checkbox"/>	<b>Science</b>	Time needed to complete it? <input type="checkbox"/>		
	Assignment order? <input type="checkbox"/>		Assignment order? <input type="checkbox"/>		
<b>Social Science</b>	Time needed to complete it? <input type="checkbox"/>	<b>Social Science</b>	Time needed to complete it? <input type="checkbox"/>	<b>GOAL REFLECTION:</b>	
	Assignment order? <input type="checkbox"/>		Assignment order? <input type="checkbox"/>		
<b>Exploratory/Language</b>	Time needed to complete it? <input type="checkbox"/>	<b>Exploratory/Language</b>	Time needed to complete it? <input type="checkbox"/>		
	Assignment order? <input type="checkbox"/>		Assignment order? <input type="checkbox"/>		
<b>PE/Health</b>	Time needed to complete it? <input type="checkbox"/>	<b>PE/Health</b>	Time needed to complete it? <input type="checkbox"/>		
	Assignment order? <input type="checkbox"/>		Assignment order? <input type="checkbox"/>		

**GOAL REFLECTION:**

---

Did you meet your goal?

YES       NO

If you did not meet your goal, what adjustments can you make next week?

*You Got This!*

# MONDAY, MARCH 27

<b>Language Arts</b>	Time needed to complete it? <input type="text"/>
	Assignment order? <input type="text"/>

<b>Math</b>	Time needed to complete it? <input type="text"/>
	Assignment order? <input type="text"/>

<b>Science</b>	Time needed to complete it? <input type="text"/>
	Assignment order? <input type="text"/>

<b>Social Studies</b>	Time needed to complete it? <input type="text"/>
	Assignment order? <input type="text"/>

<b>Exploratory/Language</b>	Time needed to complete it? <input type="text"/>
	Assignment order? <input type="text"/>

<b>PE/Health</b>	Time needed to complete it? <input type="text"/>
	Assignment order? <input type="text"/>

# TUESDAY, MARCH 28

<b>Language Arts</b>	Time needed to complete it? <input type="text"/>
	Assignment order? <input type="text"/>

<b>Math</b>	Time needed to complete it? <input type="text"/>
	Assignment order? <input type="text"/>

<b>Science</b>	Time needed to complete it? <input type="text"/>
	Assignment order? <input type="text"/>

<b>Social Studies</b>	Time needed to complete it? <input type="text"/>
	Assignment order? <input type="text"/>

<b>Exploratory/Language</b>	Time needed to complete it? <input type="text"/>
	Assignment order? <input type="text"/>

<b>PE/Health</b>	Time needed to complete it? <input type="text"/>
	Assignment order? <input type="text"/>

# WEDNESDAY, MARCH 29

<b>Language Arts</b>	Time needed to complete it? <input type="text"/>
	Assignment order? <input type="text"/>

<b>Math</b>	Time needed to complete it? <input type="text"/>
	Assignment order? <input type="text"/>

<b>Science</b>	Time needed to complete it? <input type="text"/>
	Assignment order? <input type="text"/>

<b>Social Studies</b>	Time needed to complete it? <input type="text"/>
	Assignment order? <input type="text"/>

<b>Exploratory/Language</b>	Time needed to complete it? <input type="text"/>
	Assignment order? <input type="text"/>

<b>PE/Health</b>	Time needed to complete it? <input type="text"/>
	Assignment order? <input type="text"/>

## WEEKLY TO-DO LIST:

1. Write down assignments for each class.
2. Prioritize work by completing the most challenging work or missing work first.
3. Fill out the small boxes to help you create your homework plan.
  - a. How long will the assignment take to complete?
  - b. What order will you complete the assignment? 1st? 2nd? 3rd?
4. Write a goal for the week based on how you are doing.

## UPCOMING TESTS & PROJECTS



# HAVE YOU...

- Checked your grades on Infinite Campus?
- Emailed your teachers if you need help?
- Checked for accuracy on recording your assignments?
- Crossed off the assignments that are done?
- Cleaned out your locker/backpack recently?
- Submitted any missing work?
- Checked your student email?

If you haven't done all of these things, which one do you need to focus on for the week? Write it down over here. *el*

**GOAL FOR THE WEEK:**

---

**You  
CAN DO  
THIS**

THURSDAY, MARCH 30	FRIDAY, MARCH 31	SATURDAY, APRIL 1
<div style="background-color: black; color: white; padding: 2px; margin-bottom: 5px;"><b>Language Arts</b></div> <p style="text-align: right; font-size: small;">Time needed to complete it?</p> <input style="width: 30px; height: 20px; margin-right: 5px;" type="text"/> <p style="text-align: right; font-size: small;">Assignment order?</p> <input style="width: 30px; height: 20px; margin-right: 5px;" type="text"/>	<div style="background-color: black; color: white; padding: 2px; margin-bottom: 5px;"><b>Language Arts</b></div> <p style="text-align: right; font-size: small;">Time needed to complete it?</p> <input style="width: 30px; height: 20px; margin-right: 5px;" type="text"/> <p style="text-align: right; font-size: small;">Assignment order?</p> <input style="width: 30px; height: 20px; margin-right: 5px;" type="text"/>	<div style="background-color: black; color: white; padding: 10px; border: 1px solid black; border-radius: 10px; font-size: 1.2em; font-weight: bold;">SUNDAY, APRIL 2</div>
<div style="background-color: black; color: white; padding: 2px; margin-bottom: 5px;"><b>Math</b></div> <p style="text-align: right; font-size: small;">Time needed to complete it?</p> <input style="width: 30px; height: 20px; margin-right: 5px;" type="text"/> <p style="text-align: right; font-size: small;">Assignment order?</p> <input style="width: 30px; height: 20px; margin-right: 5px;" type="text"/>	<div style="background-color: black; color: white; padding: 2px; margin-bottom: 5px;"><b>Math</b></div> <p style="text-align: right; font-size: small;">Time needed to complete it?</p> <input style="width: 30px; height: 20px; margin-right: 5px;" type="text"/> <p style="text-align: right; font-size: small;">Assignment order?</p> <input style="width: 30px; height: 20px; margin-right: 5px;" type="text"/>	
<div style="background-color: black; color: white; padding: 2px; margin-bottom: 5px;"><b>Science</b></div> <p style="text-align: right; font-size: small;">Time needed to complete it?</p> <input style="width: 30px; height: 20px; margin-right: 5px;" type="text"/> <p style="text-align: right; font-size: small;">Assignment order?</p> <input style="width: 30px; height: 20px; margin-right: 5px;" type="text"/>	<div style="background-color: black; color: white; padding: 2px; margin-bottom: 5px;"><b>Science</b></div> <p style="text-align: right; font-size: small;">Time needed to complete it?</p> <input style="width: 30px; height: 20px; margin-right: 5px;" type="text"/> <p style="text-align: right; font-size: small;">Assignment order?</p> <input style="width: 30px; height: 20px; margin-right: 5px;" type="text"/>	
<div style="background-color: black; color: white; padding: 2px; margin-bottom: 5px;"><b>Social Science</b></div> <p style="text-align: right; font-size: small;">Time needed to complete it?</p> <input style="width: 30px; height: 20px; margin-right: 5px;" type="text"/> <p style="text-align: right; font-size: small;">Assignment order?</p> <input style="width: 30px; height: 20px; margin-right: 5px;" type="text"/>	<div style="background-color: black; color: white; padding: 2px; margin-bottom: 5px;"><b>Social Science</b></div> <p style="text-align: right; font-size: small;">Time needed to complete it?</p> <input style="width: 30px; height: 20px; margin-right: 5px;" type="text"/> <p style="text-align: right; font-size: small;">Assignment order?</p> <input style="width: 30px; height: 20px; margin-right: 5px;" type="text"/>	
<div style="background-color: black; color: white; padding: 2px; margin-bottom: 5px;"><b>Exploratory/Language</b></div> <p style="text-align: right; font-size: small;">Time needed to complete it?</p> <input style="width: 30px; height: 20px; margin-right: 5px;" type="text"/> <p style="text-align: right; font-size: small;">Assignment order?</p> <input style="width: 30px; height: 20px; margin-right: 5px;" type="text"/>	<div style="background-color: black; color: white; padding: 2px; margin-bottom: 5px;"><b>Exploratory/Language</b></div> <p style="text-align: right; font-size: small;">Time needed to complete it?</p> <input style="width: 30px; height: 20px; margin-right: 5px;" type="text"/> <p style="text-align: right; font-size: small;">Assignment order?</p> <input style="width: 30px; height: 20px; margin-right: 5px;" type="text"/>	
<div style="background-color: black; color: white; padding: 2px; margin-bottom: 5px;"><b>PE/Health</b></div> <p style="text-align: right; font-size: small;">Time needed to complete it?</p> <input style="width: 30px; height: 20px; margin-right: 5px;" type="text"/> <p style="text-align: right; font-size: small;">Assignment order?</p> <input style="width: 30px; height: 20px; margin-right: 5px;" type="text"/>	<div style="background-color: black; color: white; padding: 2px; margin-bottom: 5px;"><b>PE/Health</b></div> <p style="text-align: right; font-size: small;">Time needed to complete it?</p> <input style="width: 30px; height: 20px; margin-right: 5px;" type="text"/> <p style="text-align: right; font-size: small;">Assignment order?</p> <input style="width: 30px; height: 20px; margin-right: 5px;" type="text"/>	

**GOAL REFLECTION:**

---

Did you meet your goal?

YES
  NO

If you did not meet your goal, what adjustments can you make next week?

*You Got This!*

# MONDAY, APRIL 3

Language Arts

Time needed to complete it?

Assignment order?

Math

Time needed to complete it?

Assignment order?

Science

Time needed to complete it?

Assignment order?

Social Studies

Time needed to complete it?

Assignment order?

Exploratory/Language

Time needed to complete it?

Assignment order?

PE/Health

Time needed to complete it?

Assignment order?

# TUESDAY, APRIL 4 Election Day

Language Arts

Time needed to complete it?

Assignment order?

Math

Time needed to complete it?

Assignment order?

Science

Time needed to complete it?

Assignment order?

Social Studies

Time needed to complete it?

Assignment order?

Exploratory/Language

Time needed to complete it?

Assignment order?

PE/Health

Time needed to complete it?

Assignment order?

# WEDNESDAY, APRIL 5

Language Arts

Time needed to complete it?

Assignment order?

Math

Time needed to complete it?

Assignment order?

Science

Time needed to complete it?

Assignment order?

Social Studies

Time needed to complete it?

Assignment order?

Exploratory/Language

Time needed to complete it?

Assignment order?

PE/Health

Time needed to complete it?

Assignment order?

## WEEKLY TO-DO LIST:

1. Write down assignments for each class.
2. Prioritize work by completing the most challenging work or missing work first.
3. Fill out the small boxes to help you create your homework plan.
  - a. How long will the assignment take to complete?
  - b. What order will you complete the assignment? 1st? 2nd? 3rd?
4. Write a goal for the week based on how you are doing.

## UPCOMING TESTS & PROJECTS





# HAVE YOU...

- Checked your grades on Infinite Campus?
- Emailed your teachers if you need help?
- Checked for accuracy on recording your assignments?
- Crossed off the assignments that are done?
- Cleaned out your locker/backpack recently?
- Submitted any missing work?
- Checked your student email?

If you haven't done all of these things, which one do you need to focus on for the week? Write it down over here. *el*

**GOAL FOR THE WEEK:**

---

**You Can Do This!**

THURSDAY, APRIL 6		FRIDAY, APRIL 7		SATURDAY, APRIL 8	
<b>Language Arts</b>	Time needed to complete it? <input type="checkbox"/>	<b>Language Arts</b>	Time needed to complete it? <input type="checkbox"/>	<b>SUNDAY, APRIL 9</b>	
	Assignment order? <input type="checkbox"/>		Assignment order? <input type="checkbox"/>		
<b>Math</b>	Time needed to complete it? <input type="checkbox"/>	<b>Math</b>	Time needed to complete it? <input type="checkbox"/>		
	Assignment order? <input type="checkbox"/>		Assignment order? <input type="checkbox"/>		
<b>Science</b>	Time needed to complete it? <input type="checkbox"/>	<b>Science</b>	Time needed to complete it? <input type="checkbox"/>		
	Assignment order? <input type="checkbox"/>		Assignment order? <input type="checkbox"/>		
<b>Social Science</b>	Time needed to complete it? <input type="checkbox"/>	<b>Social Science</b>	Time needed to complete it? <input type="checkbox"/>		
	Assignment order? <input type="checkbox"/>		Assignment order? <input type="checkbox"/>		
<b>Exploratory/Language</b>	Time needed to complete it? <input type="checkbox"/>	<b>Exploratory/Language</b>	Time needed to complete it? <input type="checkbox"/>	<p><b>GOAL REFLECTION:</b></p> <hr/> <p>Did you meet your goal?</p> <p><input checked="" type="checkbox"/> YES      <input type="checkbox"/> NO</p> <p>If you did not meet your goal, what adjustments can you make next week?</p> <p><i>You Got This!</i></p>	
	Assignment order? <input type="checkbox"/>		Assignment order? <input type="checkbox"/>		
<b>PE/Health</b>	Time needed to complete it? <input type="checkbox"/>	<b>PE/Health</b>	Time needed to complete it? <input type="checkbox"/>		
	Assignment order? <input type="checkbox"/>		Assignment order? <input type="checkbox"/>		

# MONDAY, APRIL 10

Language Arts

Time needed to complete it?

Assignment order?

Math

Time needed to complete it?

Assignment order?

Science

Time needed to complete it?

Assignment order?

Social Studies

Time needed to complete it?

Assignment order?

Exploratory/Language

Time needed to complete it?

Assignment order?

PE/Health

Time needed to complete it?

Assignment order?

# TUESDAY, APRIL 11

Language Arts

Time needed to complete it?

Assignment order?

Math

Time needed to complete it?

Assignment order?

Science

Time needed to complete it?

Assignment order?

Social Studies

Time needed to complete it?

Assignment order?

Exploratory/Language

Time needed to complete it?

Assignment order?

PE/Health

Time needed to complete it?

Assignment order?

# WEDNESDAY, APRIL 12

Language Arts

Time needed to complete it?

Assignment order?

Math

Time needed to complete it?

Assignment order?

Science

Time needed to complete it?

Assignment order?

Social Studies

Time needed to complete it?

Assignment order?

Exploratory/Language

Time needed to complete it?

Assignment order?

PE/Health

Time needed to complete it?

Assignment order?

## WEEKLY TO-DO LIST:

1. Write down assignments for each class.
2. Prioritize work by completing the most challenging work or missing work first.
3. Fill out the small boxes to help you create your homework plan.
  - a. How long will the assignment take to complete?
  - b. What order will you complete the assignment? 1st? 2nd? 3rd?
4. Write a goal for the week based on how you are doing.

## UPCOMING TESTS & PROJECTS



# HAVE YOU...

- Checked your grades on Infinite Campus?
- Emailed your teachers if you need help?
- Checked for accuracy on recording your assignments?
- Crossed off the assignments that are done?
- Cleaned out your locker/backpack recently?
- Submitted any missing work?
- Checked your student email?

If you haven't done all of these things, which one do you need to focus on for the week? Write it down over here. *el*

**GOAL FOR THE WEEK:**

---

**You  
CAN DO  
THIS**

THURSDAY, APRIL 13	FRIDAY, APRIL 14	SATURDAY, APRIL 15
<div style="background-color: black; color: white; padding: 2px;"><b>Language Arts</b></div> <p style="text-align: right;">Time needed to complete it? <input style="width: 30px; height: 20px;" type="text"/></p> <p style="text-align: right;">Assignment order? <input style="width: 30px; height: 20px;" type="text"/></p>	<div style="background-color: black; color: white; padding: 2px;"><b>Language Arts</b></div> <p style="text-align: right;">Time needed to complete it? <input style="width: 30px; height: 20px;" type="text"/></p> <p style="text-align: right;">Assignment order? <input style="width: 30px; height: 20px;" type="text"/></p>	<div style="background-color: black; color: white; padding: 10px; border-radius: 10px; font-size: 1.2em; font-weight: bold;">SUNDAY, APRIL 16</div>
<div style="background-color: black; color: white; padding: 2px;"><b>Math</b></div> <p style="text-align: right;">Time needed to complete it? <input style="width: 30px; height: 20px;" type="text"/></p> <p style="text-align: right;">Assignment order? <input style="width: 30px; height: 20px;" type="text"/></p>	<div style="background-color: black; color: white; padding: 2px;"><b>Math</b></div> <p style="text-align: right;">Time needed to complete it? <input style="width: 30px; height: 20px;" type="text"/></p> <p style="text-align: right;">Assignment order? <input style="width: 30px; height: 20px;" type="text"/></p>	
<div style="background-color: black; color: white; padding: 2px;"><b>Science</b></div> <p style="text-align: right;">Time needed to complete it? <input style="width: 30px; height: 20px;" type="text"/></p> <p style="text-align: right;">Assignment order? <input style="width: 30px; height: 20px;" type="text"/></p>	<div style="background-color: black; color: white; padding: 2px;"><b>Science</b></div> <p style="text-align: right;">Time needed to complete it? <input style="width: 30px; height: 20px;" type="text"/></p> <p style="text-align: right;">Assignment order? <input style="width: 30px; height: 20px;" type="text"/></p>	
<div style="background-color: black; color: white; padding: 2px;"><b>Social Science</b></div> <p style="text-align: right;">Time needed to complete it? <input style="width: 30px; height: 20px;" type="text"/></p> <p style="text-align: right;">Assignment order? <input style="width: 30px; height: 20px;" type="text"/></p>	<div style="background-color: black; color: white; padding: 2px;"><b>Social Science</b></div> <p style="text-align: right;">Time needed to complete it? <input style="width: 30px; height: 20px;" type="text"/></p> <p style="text-align: right;">Assignment order? <input style="width: 30px; height: 20px;" type="text"/></p>	
<div style="background-color: black; color: white; padding: 2px;"><b>Exploratory/Language</b></div> <p style="text-align: right;">Time needed to complete it? <input style="width: 30px; height: 20px;" type="text"/></p> <p style="text-align: right;">Assignment order? <input style="width: 30px; height: 20px;" type="text"/></p>	<div style="background-color: black; color: white; padding: 2px;"><b>Exploratory/Language</b></div> <p style="text-align: right;">Time needed to complete it? <input style="width: 30px; height: 20px;" type="text"/></p> <p style="text-align: right;">Assignment order? <input style="width: 30px; height: 20px;" type="text"/></p>	
<div style="background-color: black; color: white; padding: 2px;"><b>PE/Health</b></div> <p style="text-align: right;">Time needed to complete it? <input style="width: 30px; height: 20px;" type="text"/></p> <p style="text-align: right;">Assignment order? <input style="width: 30px; height: 20px;" type="text"/></p>	<div style="background-color: black; color: white; padding: 2px;"><b>PE/Health</b></div> <p style="text-align: right;">Time needed to complete it? <input style="width: 30px; height: 20px;" type="text"/></p> <p style="text-align: right;">Assignment order? <input style="width: 30px; height: 20px;" type="text"/></p>	

**GOAL REFLECTION:**

---

Did you meet your goal?

YES
  NO

If you did not meet your goal, what adjustments can you make next week?

*You  
Got  
This!*

# MONDAY, APRIL 17

Language Arts

Time needed to complete it?

Assignment order?

Math

Time needed to complete it?

Assignment order?

Science

Time needed to complete it?

Assignment order?

Social Studies

Time needed to complete it?

Assignment order?

Exploratory/Language

Time needed to complete it?

Assignment order?

PE/Health

Time needed to complete it?

Assignment order?

# TUESDAY, APRIL 18

Language Arts

Time needed to complete it?

Assignment order?

Math

Time needed to complete it?

Assignment order?

Science

Time needed to complete it?

Assignment order?

Social Studies

Time needed to complete it?

Assignment order?

Exploratory/Language

Time needed to complete it?

Assignment order?

PE/Health

Time needed to complete it?

Assignment order?

# WEDNESDAY, APRIL 19

Language Arts

Time needed to complete it?

Assignment order?

Math

Time needed to complete it?

Assignment order?

Science

Time needed to complete it?

Assignment order?

Social Studies

Time needed to complete it?

Assignment order?

Exploratory/Language

Time needed to complete it?

Assignment order?

PE/Health

Time needed to complete it?

Assignment order?

## WEEKLY TO-DO LIST:

1. Write down assignments for each class.
2. Prioritize work by completing the most challenging work or missing work first.
3. Fill out the small boxes to help you create your homework plan.
  - a. How long will the assignment take to complete?
  - b. What order will you complete the assignment? 1st? 2nd? 3rd?
4. Write a goal for the week based on how you are doing.

## UPCOMING TESTS & PROJECTS



# HAVE YOU...

- Checked your grades on Infinite Campus?
- Emailed your teachers if you need help?
- Checked for accuracy on recording your assignments?
- Crossed off the assignments that are done?
- Cleaned out your locker/backpack recently?
- Submitted any missing work?
- Checked your student email?

If you haven't done all of these things, which one do you need to focus on for the week? Write it down over here. *el*

**GOAL FOR THE WEEK:**

---

**You  
CAN DO  
THIS**

THURSDAY, APRIL 20	FRIDAY, APRIL 21	SATURDAY, APRIL 22
<div style="background-color: black; color: white; padding: 2px;"><b>Language Arts</b></div> <p style="text-align: right;">Time needed to complete it? <input style="width: 30px; height: 20px;" type="text"/></p> <p style="text-align: right;">Assignment order? <input style="width: 30px; height: 20px;" type="text"/></p>	<div style="background-color: black; color: white; padding: 2px;"><b>Language Arts</b></div> <p style="text-align: right;">Time needed to complete it? <input style="width: 30px; height: 20px;" type="text"/></p> <p style="text-align: right;">Assignment order? <input style="width: 30px; height: 20px;" type="text"/></p>	<div style="background-color: black; color: white; padding: 10px; border-radius: 10px; font-size: 1.2em; font-weight: bold;">SUNDAY, APRIL 23</div>
<div style="background-color: black; color: white; padding: 2px;"><b>Math</b></div> <p style="text-align: right;">Time needed to complete it? <input style="width: 30px; height: 20px;" type="text"/></p> <p style="text-align: right;">Assignment order? <input style="width: 30px; height: 20px;" type="text"/></p>	<div style="background-color: black; color: white; padding: 2px;"><b>Math</b></div> <p style="text-align: right;">Time needed to complete it? <input style="width: 30px; height: 20px;" type="text"/></p> <p style="text-align: right;">Assignment order? <input style="width: 30px; height: 20px;" type="text"/></p>	
<div style="background-color: black; color: white; padding: 2px;"><b>Science</b></div> <p style="text-align: right;">Time needed to complete it? <input style="width: 30px; height: 20px;" type="text"/></p> <p style="text-align: right;">Assignment order? <input style="width: 30px; height: 20px;" type="text"/></p>	<div style="background-color: black; color: white; padding: 2px;"><b>Science</b></div> <p style="text-align: right;">Time needed to complete it? <input style="width: 30px; height: 20px;" type="text"/></p> <p style="text-align: right;">Assignment order? <input style="width: 30px; height: 20px;" type="text"/></p>	
<div style="background-color: black; color: white; padding: 2px;"><b>Social Science</b></div> <p style="text-align: right;">Time needed to complete it? <input style="width: 30px; height: 20px;" type="text"/></p> <p style="text-align: right;">Assignment order? <input style="width: 30px; height: 20px;" type="text"/></p>	<div style="background-color: black; color: white; padding: 2px;"><b>Social Science</b></div> <p style="text-align: right;">Time needed to complete it? <input style="width: 30px; height: 20px;" type="text"/></p> <p style="text-align: right;">Assignment order? <input style="width: 30px; height: 20px;" type="text"/></p>	
<div style="background-color: black; color: white; padding: 2px;"><b>Exploratory/Language</b></div> <p style="text-align: right;">Time needed to complete it? <input style="width: 30px; height: 20px;" type="text"/></p> <p style="text-align: right;">Assignment order? <input style="width: 30px; height: 20px;" type="text"/></p>	<div style="background-color: black; color: white; padding: 2px;"><b>Exploratory/Language</b></div> <p style="text-align: right;">Time needed to complete it? <input style="width: 30px; height: 20px;" type="text"/></p> <p style="text-align: right;">Assignment order? <input style="width: 30px; height: 20px;" type="text"/></p>	
<div style="background-color: black; color: white; padding: 2px;"><b>PE/Health</b></div> <p style="text-align: right;">Time needed to complete it? <input style="width: 30px; height: 20px;" type="text"/></p> <p style="text-align: right;">Assignment order? <input style="width: 30px; height: 20px;" type="text"/></p>	<div style="background-color: black; color: white; padding: 2px;"><b>PE/Health</b></div> <p style="text-align: right;">Time needed to complete it? <input style="width: 30px; height: 20px;" type="text"/></p> <p style="text-align: right;">Assignment order? <input style="width: 30px; height: 20px;" type="text"/></p>	

**GOAL REFLECTION:**

---

Did you meet your goal?

YES
  NO

If you did not meet your goal, what adjustments can you make next week?

*You  
Got  
This!*

# MONDAY, APRIL 24

**Language Arts** Time needed to complete it?

Assignment order?

**Math** Time needed to complete it?

Assignment order?

**Science** Time needed to complete it?

Assignment order?

**Social Studies** Time needed to complete it?

Assignment order?

**Exploratory/Language** Time needed to complete it?

Assignment order?

**PE/Health** Time needed to complete it?

Assignment order?

# TUESDAY, APRIL 25

**Language Arts** Time needed to complete it?

Assignment order?

**Math** Time needed to complete it?

Assignment order?

**Science** Time needed to complete it?

Assignment order?

**Social Studies** Time needed to complete it?

Assignment order?

**Exploratory/Language** Time needed to complete it?

Assignment order?

**PE/Health** Time needed to complete it?

Assignment order?

# WEDNESDAY, APRIL 26

**Language Arts** Time needed to complete it?

Assignment order?

**Math** Time needed to complete it?

Assignment order?

**Science** Time needed to complete it?

Assignment order?

**Social Studies** Time needed to complete it?

Assignment order?

**Exploratory/Language** Time needed to complete it?

Assignment order?

**PE/Health** Time needed to complete it?

Assignment order?

## WEEKLY TO-DO LIST:

1. Write down assignments for each class.
2. Prioritize work by completing the most challenging work or missing work first.
3. Fill out the small boxes to help you create your homework plan.
  - a. How long will the assignment take to complete?
  - b. What order will you complete the assignment? 1st? 2nd? 3rd?
4. Write a goal for the week based on how you are doing.

## UPCOMING TESTS & PROJECTS



# HAVE YOU...

- Checked your grades on Infinite Campus?
- Emailed your teachers if you need help?
- Checked for accuracy on recording your assignments?
- Crossed off the assignments that are done?
- Cleaned out your locker/backpack recently?
- Submitted any missing work?
- Checked your student email?

If you haven't done all of these things, which one do you need to focus on for the week? Write it down over here. *el*

**GOAL FOR THE WEEK:**

---

**You  
CAN DO  
THIS**

THURSDAY, APRIL 27	FRIDAY, APRIL 28	SATURDAY, APRIL 29
<div style="background-color: black; color: white; padding: 2px;"><b>Language Arts</b></div> <p>Time needed to complete it? <input style="width: 40px; height: 20px;" type="text"/></p> <p>Assignment order? <input style="width: 40px; height: 20px;" type="text"/></p>	<div style="background-color: black; color: white; padding: 2px;"><b>Language Arts</b></div> <p>Time needed to complete it? <input style="width: 40px; height: 20px;" type="text"/></p> <p>Assignment order? <input style="width: 40px; height: 20px;" type="text"/></p>	<div style="background-color: black; color: white; padding: 10px; border: 1px solid black; border-radius: 10px;"> <h2 style="margin: 0;">SUNDAY, APRIL 30</h2> </div>
<div style="background-color: black; color: white; padding: 2px;"><b>Math</b></div> <p>Time needed to complete it? <input style="width: 40px; height: 20px;" type="text"/></p> <p>Assignment order? <input style="width: 40px; height: 20px;" type="text"/></p>	<div style="background-color: black; color: white; padding: 2px;"><b>Math</b></div> <p>Time needed to complete it? <input style="width: 40px; height: 20px;" type="text"/></p> <p>Assignment order? <input style="width: 40px; height: 20px;" type="text"/></p>	
<div style="background-color: black; color: white; padding: 2px;"><b>Science</b></div> <p>Time needed to complete it? <input style="width: 40px; height: 20px;" type="text"/></p> <p>Assignment order? <input style="width: 40px; height: 20px;" type="text"/></p>	<div style="background-color: black; color: white; padding: 2px;"><b>Science</b></div> <p>Time needed to complete it? <input style="width: 40px; height: 20px;" type="text"/></p> <p>Assignment order? <input style="width: 40px; height: 20px;" type="text"/></p>	
<div style="background-color: black; color: white; padding: 2px;"><b>Social Science</b></div> <p>Time needed to complete it? <input style="width: 40px; height: 20px;" type="text"/></p> <p>Assignment order? <input style="width: 40px; height: 20px;" type="text"/></p>	<div style="background-color: black; color: white; padding: 2px;"><b>Social Science</b></div> <p>Time needed to complete it? <input style="width: 40px; height: 20px;" type="text"/></p> <p>Assignment order? <input style="width: 40px; height: 20px;" type="text"/></p>	
<div style="background-color: black; color: white; padding: 2px;"><b>Exploratory/Language</b></div> <p>Time needed to complete it? <input style="width: 40px; height: 20px;" type="text"/></p> <p>Assignment order? <input style="width: 40px; height: 20px;" type="text"/></p>	<div style="background-color: black; color: white; padding: 2px;"><b>Exploratory/Language</b></div> <p>Time needed to complete it? <input style="width: 40px; height: 20px;" type="text"/></p> <p>Assignment order? <input style="width: 40px; height: 20px;" type="text"/></p>	<div style="border: 1px solid black; border-radius: 15px; padding: 10px;"> <p style="text-align: center;"><b>GOAL REFLECTION:</b></p> <hr style="border: 1px solid black; margin: 5px 0;"/> <p>Did you meet your goal?</p> <div style="display: flex; justify-content: space-around; margin: 5px 0;"> <span><input checked="" type="checkbox"/> YES</span> <span><input type="checkbox"/> NO</span> </div> <p>If you did not meet your goal, what adjustments can you make next week?</p> <div style="text-align: right; margin-top: 20px;"> <p><i>You Got This!</i></p> </div> </div>
<div style="background-color: black; color: white; padding: 2px;"><b>PE/Health</b></div> <p>Time needed to complete it? <input style="width: 40px; height: 20px;" type="text"/></p> <p>Assignment order? <input style="width: 40px; height: 20px;" type="text"/></p>	<div style="background-color: black; color: white; padding: 2px;"><b>PE/Health</b></div> <p>Time needed to complete it? <input style="width: 40px; height: 20px;" type="text"/></p> <p>Assignment order? <input style="width: 40px; height: 20px;" type="text"/></p>	

# MONDAY, MAY 1

Language Arts

Time needed to complete it?

Assignment order?

Math

Time needed to complete it?

Assignment order?

Science

Time needed to complete it?

Assignment order?

Social Studies

Time needed to complete it?

Assignment order?

Exploratory/Language

Time needed to complete it?

Assignment order?

PE/Health

Time needed to complete it?

Assignment order?

# TUESDAY, MAY 2

Language Arts

Time needed to complete it?

Assignment order?

Math

Time needed to complete it?

Assignment order?

Science

Time needed to complete it?

Assignment order?

Social Studies

Time needed to complete it?

Assignment order?

Exploratory/Language

Time needed to complete it?

Assignment order?

PE/Health

Time needed to complete it?

Assignment order?

# WEDNESDAY, MAY 3

Language Arts

Time needed to complete it?

Assignment order?

Math

Time needed to complete it?

Assignment order?

Science

Time needed to complete it?

Assignment order?

Social Studies

Time needed to complete it?

Assignment order?

Exploratory/Language

Time needed to complete it?

Assignment order?

PE/Health

Time needed to complete it?

Assignment order?

## WEEKLY TO-DO LIST:

1. Write down assignments for each class.
2. Prioritize work by completing the most challenging work or missing work first.
3. Fill out the small boxes to help you create your homework plan.
  - a. How long will the assignment take to complete?
  - b. What order will you complete the assignment? 1st? 2nd? 3rd?
4. Write a goal for the week based on how you are doing.

## UPCOMING TESTS & PROJECTS





# HAVE YOU...

- Checked your grades on Infinite Campus?
- Emailed your teachers if you need help?
- Checked for accuracy on recording your assignments?
- Crossed off the assignments that are done?
- Cleaned out your locker/backpack recently?
- Submitted any missing work?
- Checked your student email?

If you haven't done all of these things, which one do you need to focus on for the week? Write it down over here. *el*

**GOAL FOR THE WEEK:**

---

**You  
CAN DO  
THIS**

THURSDAY, MAY 4	FRIDAY, MAY 5	SATURDAY, MAY 6
<div style="background-color: black; color: white; padding: 2px;"><b>Language Arts</b></div> <p style="text-align: right;">Time needed to complete it? <input style="width: 30px; height: 20px;" type="text"/></p> <p style="text-align: right;">Assignment order? <input style="width: 30px; height: 20px;" type="text"/></p>	<div style="background-color: black; color: white; padding: 2px;"><b>Language Arts</b></div> <p style="text-align: right;">Time needed to complete it? <input style="width: 30px; height: 20px;" type="text"/></p> <p style="text-align: right;">Assignment order? <input style="width: 30px; height: 20px;" type="text"/></p>	<div style="background-color: black; color: white; padding: 5px; font-size: 1.2em;"><b>SUNDAY, MAY 7</b></div>
<div style="background-color: black; color: white; padding: 2px;"><b>Math</b></div> <p style="text-align: right;">Time needed to complete it? <input style="width: 30px; height: 20px;" type="text"/></p> <p style="text-align: right;">Assignment order? <input style="width: 30px; height: 20px;" type="text"/></p>	<div style="background-color: black; color: white; padding: 2px;"><b>Math</b></div> <p style="text-align: right;">Time needed to complete it? <input style="width: 30px; height: 20px;" type="text"/></p> <p style="text-align: right;">Assignment order? <input style="width: 30px; height: 20px;" type="text"/></p>	
<div style="background-color: black; color: white; padding: 2px;"><b>Science</b></div> <p style="text-align: right;">Time needed to complete it? <input style="width: 30px; height: 20px;" type="text"/></p> <p style="text-align: right;">Assignment order? <input style="width: 30px; height: 20px;" type="text"/></p>	<div style="background-color: black; color: white; padding: 2px;"><b>Science</b></div> <p style="text-align: right;">Time needed to complete it? <input style="width: 30px; height: 20px;" type="text"/></p> <p style="text-align: right;">Assignment order? <input style="width: 30px; height: 20px;" type="text"/></p>	
<div style="background-color: black; color: white; padding: 2px;"><b>Social Science</b></div> <p style="text-align: right;">Time needed to complete it? <input style="width: 30px; height: 20px;" type="text"/></p> <p style="text-align: right;">Assignment order? <input style="width: 30px; height: 20px;" type="text"/></p>	<div style="background-color: black; color: white; padding: 2px;"><b>Social Science</b></div> <p style="text-align: right;">Time needed to complete it? <input style="width: 30px; height: 20px;" type="text"/></p> <p style="text-align: right;">Assignment order? <input style="width: 30px; height: 20px;" type="text"/></p>	
<div style="background-color: black; color: white; padding: 2px;"><b>Exploratory/Language</b></div> <p style="text-align: right;">Time needed to complete it? <input style="width: 30px; height: 20px;" type="text"/></p> <p style="text-align: right;">Assignment order? <input style="width: 30px; height: 20px;" type="text"/></p>	<div style="background-color: black; color: white; padding: 2px;"><b>Exploratory/Language</b></div> <p style="text-align: right;">Time needed to complete it? <input style="width: 30px; height: 20px;" type="text"/></p> <p style="text-align: right;">Assignment order? <input style="width: 30px; height: 20px;" type="text"/></p>	
<div style="background-color: black; color: white; padding: 2px;"><b>PE/Health</b></div> <p style="text-align: right;">Time needed to complete it? <input style="width: 30px; height: 20px;" type="text"/></p> <p style="text-align: right;">Assignment order? <input style="width: 30px; height: 20px;" type="text"/></p>	<div style="background-color: black; color: white; padding: 2px;"><b>PE/Health</b></div> <p style="text-align: right;">Time needed to complete it? <input style="width: 30px; height: 20px;" type="text"/></p> <p style="text-align: right;">Assignment order? <input style="width: 30px; height: 20px;" type="text"/></p>	

**GOAL REFLECTION:**

---

Did you meet your goal?

YES
  NO

If you did not meet your goal, what adjustments can you make next week?

*You  
Got  
This!*

# MONDAY, MAY 8

Language Arts

Time needed to complete it?

Assignment order?

Math

Time needed to complete it?

Assignment order?

Science

Time needed to complete it?

Assignment order?

Social Studies

Time needed to complete it?

Assignment order?

Exploratory/Language

Time needed to complete it?

Assignment order?

PE/Health

Time needed to complete it?

Assignment order?

# TUESDAY, MAY 9

Language Arts

Time needed to complete it?

Assignment order?

Math

Time needed to complete it?

Assignment order?

Science

Time needed to complete it?

Assignment order?

Social Studies

Time needed to complete it?

Assignment order?

Exploratory/Language

Time needed to complete it?

Assignment order?

PE/Health

Time needed to complete it?

Assignment order?

# WEDNESDAY, MAY 10

Language Arts

Time needed to complete it?

Assignment order?

Math

Time needed to complete it?

Assignment order?

Science

Time needed to complete it?

Assignment order?

Social Studies

Time needed to complete it?

Assignment order?

Exploratory/Language

Time needed to complete it?

Assignment order?

PE/Health

Time needed to complete it?

Assignment order?

## WEEKLY TO-DO LIST:

1. Write down assignments for each class.
2. Prioritize work by completing the most challenging work or missing work first.
3. Fill out the small boxes to help you create your homework plan.
  - a. How long will the assignment take to complete?
  - b. What order will you complete the assignment? 1st? 2nd? 3rd?
4. Write a goal for the week based on how you are doing.

## UPCOMING TESTS & PROJECTS



# HAVE YOU...

- Checked your grades on Infinite Campus?
- Emailed your teachers if you need help?
- Checked for accuracy on recording your assignments?
- Crossed off the assignments that are done?
- Cleaned out your locker/backpack recently?
- Submitted any missing work?
- Checked your student email?

If you haven't done all of these things, which one do you need to focus on for the week? Write it down over here. *el*

**GOAL FOR THE WEEK:**

---

**You  
Can Do  
This**

THURSDAY, MAY 11	FRIDAY, MAY 12	SATURDAY, MAY 13
<div style="background-color: black; color: white; padding: 2px;"><b>Language Arts</b></div> <p style="text-align: right; font-size: small;">Time needed to complete it?</p> <input style="width: 30px; height: 20px; margin-left: 150px;" type="text"/> <p style="text-align: right; font-size: small;">Assignment order?</p> <input style="width: 30px; height: 20px; margin-left: 150px;" type="text"/>	<div style="background-color: black; color: white; padding: 2px;"><b>Language Arts</b></div> <p style="text-align: right; font-size: small;">Time needed to complete it?</p> <input style="width: 30px; height: 20px; margin-left: 150px;" type="text"/> <p style="text-align: right; font-size: small;">Assignment order?</p> <input style="width: 30px; height: 20px; margin-left: 150px;" type="text"/>	<div style="background-color: black; color: white; padding: 10px; border-radius: 10px; font-size: 24px; font-weight: bold;">SUNDAY, MAY 14</div>
<div style="background-color: black; color: white; padding: 2px;"><b>Math</b></div> <p style="text-align: right; font-size: small;">Time needed to complete it?</p> <input style="width: 30px; height: 20px; margin-left: 150px;" type="text"/> <p style="text-align: right; font-size: small;">Assignment order?</p> <input style="width: 30px; height: 20px; margin-left: 150px;" type="text"/>	<div style="background-color: black; color: white; padding: 2px;"><b>Math</b></div> <p style="text-align: right; font-size: small;">Time needed to complete it?</p> <input style="width: 30px; height: 20px; margin-left: 150px;" type="text"/> <p style="text-align: right; font-size: small;">Assignment order?</p> <input style="width: 30px; height: 20px; margin-left: 150px;" type="text"/>	
<div style="background-color: black; color: white; padding: 2px;"><b>Science</b></div> <p style="text-align: right; font-size: small;">Time needed to complete it?</p> <input style="width: 30px; height: 20px; margin-left: 150px;" type="text"/> <p style="text-align: right; font-size: small;">Assignment order?</p> <input style="width: 30px; height: 20px; margin-left: 150px;" type="text"/>	<div style="background-color: black; color: white; padding: 2px;"><b>Science</b></div> <p style="text-align: right; font-size: small;">Time needed to complete it?</p> <input style="width: 30px; height: 20px; margin-left: 150px;" type="text"/> <p style="text-align: right; font-size: small;">Assignment order?</p> <input style="width: 30px; height: 20px; margin-left: 150px;" type="text"/>	
<div style="background-color: black; color: white; padding: 2px;"><b>Social Science</b></div> <p style="text-align: right; font-size: small;">Time needed to complete it?</p> <input style="width: 30px; height: 20px; margin-left: 150px;" type="text"/> <p style="text-align: right; font-size: small;">Assignment order?</p> <input style="width: 30px; height: 20px; margin-left: 150px;" type="text"/>	<div style="background-color: black; color: white; padding: 2px;"><b>Social Science</b></div> <p style="text-align: right; font-size: small;">Time needed to complete it?</p> <input style="width: 30px; height: 20px; margin-left: 150px;" type="text"/> <p style="text-align: right; font-size: small;">Assignment order?</p> <input style="width: 30px; height: 20px; margin-left: 150px;" type="text"/>	
<div style="background-color: black; color: white; padding: 2px;"><b>Exploratory/Language</b></div> <p style="text-align: right; font-size: small;">Time needed to complete it?</p> <input style="width: 30px; height: 20px; margin-left: 150px;" type="text"/> <p style="text-align: right; font-size: small;">Assignment order?</p> <input style="width: 30px; height: 20px; margin-left: 150px;" type="text"/>	<div style="background-color: black; color: white; padding: 2px;"><b>Exploratory/Language</b></div> <p style="text-align: right; font-size: small;">Time needed to complete it?</p> <input style="width: 30px; height: 20px; margin-left: 150px;" type="text"/> <p style="text-align: right; font-size: small;">Assignment order?</p> <input style="width: 30px; height: 20px; margin-left: 150px;" type="text"/>	
<div style="background-color: black; color: white; padding: 2px;"><b>PE/Health</b></div> <p style="text-align: right; font-size: small;">Time needed to complete it?</p> <input style="width: 30px; height: 20px; margin-left: 150px;" type="text"/> <p style="text-align: right; font-size: small;">Assignment order?</p> <input style="width: 30px; height: 20px; margin-left: 150px;" type="text"/>	<div style="background-color: black; color: white; padding: 2px;"><b>PE/Health</b></div> <p style="text-align: right; font-size: small;">Time needed to complete it?</p> <input style="width: 30px; height: 20px; margin-left: 150px;" type="text"/> <p style="text-align: right; font-size: small;">Assignment order?</p> <input style="width: 30px; height: 20px; margin-left: 150px;" type="text"/>	

**GOAL REFLECTION:**

---

Did you meet your goal?

YES
  NO

If you did not meet your goal, what adjustments can you make next week?

*You Got This!*

# MONDAY, MAY 15

Language Arts

Time needed to complete it?

Assignment order?

Math

Time needed to complete it?

Assignment order?

Science

Time needed to complete it?

Assignment order?

Social Studies

Time needed to complete it?

Assignment order?

Exploratory/Language

Time needed to complete it?

Assignment order?

PE/Health

Time needed to complete it?

Assignment order?

# TUESDAY, MAY 16

Language Arts

Time needed to complete it?

Assignment order?

Math

Time needed to complete it?

Assignment order?

Science

Time needed to complete it?

Assignment order?

Social Studies

Time needed to complete it?

Assignment order?

Exploratory/Language

Time needed to complete it?

Assignment order?

PE/Health

Time needed to complete it?

Assignment order?

# WEDNESDAY, MAY 17

Language Arts

Time needed to complete it?

Assignment order?

Math

Time needed to complete it?

Assignment order?

Science

Time needed to complete it?

Assignment order?

Social Studies

Time needed to complete it?

Assignment order?

Exploratory/Language

Time needed to complete it?

Assignment order?

PE/Health

Time needed to complete it?

Assignment order?

## WEEKLY TO-DO LIST:

1. Write down assignments for each class.
2. Prioritize work by completing the most challenging work or missing work first.
3. Fill out the small boxes to help you create your homework plan.
  - a. How long will the assignment take to complete?
  - b. What order will you complete the assignment? 1st? 2nd? 3rd?
4. Write a goal for the week based on how you are doing.

## UPCOMING TESTS & PROJECTS



# HAVE YOU...

- Checked your grades on Infinite Campus?
- Emailed your teachers if you need help?
- Checked for accuracy on recording your assignments?
- Crossed off the assignments that are done?
- Cleaned out your locker/backpack recently?
- Submitted any missing work?
- Checked your student email?

If you haven't done all of these things, which one do you need to focus on for the week? Write it down over here. *el*

**GOAL FOR THE WEEK:**

---

**You  
Can Do  
This**

THURSDAY, MAY 18	FRIDAY, MAY 19	SATURDAY, MAY 20
<div style="background-color: black; color: white; padding: 2px;"><b>Language Arts</b></div> <p>Time needed to complete it? <input style="width: 40px; height: 20px;" type="text"/></p> <p>Assignment order? <input style="width: 40px; height: 20px;" type="text"/></p>	<div style="background-color: black; color: white; padding: 2px;"><b>Language Arts</b></div> <p>Time needed to complete it? <input style="width: 40px; height: 20px;" type="text"/></p> <p>Assignment order? <input style="width: 40px; height: 20px;" type="text"/></p>	<div style="background-color: black; color: white; padding: 10px; border: 1px solid black; border-radius: 10px;"> <h2 style="margin: 0;">SUNDAY, MAY 21</h2> </div>
<div style="background-color: black; color: white; padding: 2px;"><b>Math</b></div> <p>Time needed to complete it? <input style="width: 40px; height: 20px;" type="text"/></p> <p>Assignment order? <input style="width: 40px; height: 20px;" type="text"/></p>	<div style="background-color: black; color: white; padding: 2px;"><b>Math</b></div> <p>Time needed to complete it? <input style="width: 40px; height: 20px;" type="text"/></p> <p>Assignment order? <input style="width: 40px; height: 20px;" type="text"/></p>	
<div style="background-color: black; color: white; padding: 2px;"><b>Science</b></div> <p>Time needed to complete it? <input style="width: 40px; height: 20px;" type="text"/></p> <p>Assignment order? <input style="width: 40px; height: 20px;" type="text"/></p>	<div style="background-color: black; color: white; padding: 2px;"><b>Science</b></div> <p>Time needed to complete it? <input style="width: 40px; height: 20px;" type="text"/></p> <p>Assignment order? <input style="width: 40px; height: 20px;" type="text"/></p>	
<div style="background-color: black; color: white; padding: 2px;"><b>Social Science</b></div> <p>Time needed to complete it? <input style="width: 40px; height: 20px;" type="text"/></p> <p>Assignment order? <input style="width: 40px; height: 20px;" type="text"/></p>	<div style="background-color: black; color: white; padding: 2px;"><b>Social Science</b></div> <p>Time needed to complete it? <input style="width: 40px; height: 20px;" type="text"/></p> <p>Assignment order? <input style="width: 40px; height: 20px;" type="text"/></p>	
<div style="background-color: black; color: white; padding: 2px;"><b>Exploratory/Language</b></div> <p>Time needed to complete it? <input style="width: 40px; height: 20px;" type="text"/></p> <p>Assignment order? <input style="width: 40px; height: 20px;" type="text"/></p>	<div style="background-color: black; color: white; padding: 2px;"><b>Exploratory/Language</b></div> <p>Time needed to complete it? <input style="width: 40px; height: 20px;" type="text"/></p> <p>Assignment order? <input style="width: 40px; height: 20px;" type="text"/></p>	<div style="border: 1px solid black; border-radius: 15px; padding: 10px;"> <p style="text-align: center;"><b>GOAL REFLECTION:</b></p> <hr style="border: 1px solid black; margin: 5px 0;"/> <p>Did you meet your goal?</p> <div style="display: flex; justify-content: space-around; margin: 5px 0;"> <span><input checked="" type="checkbox"/> YES</span> <span><input type="checkbox"/> NO</span> </div> <p style="font-size: small;">If you did not meet your goal, what adjustments can you make next week?</p> <div style="text-align: right; margin-top: 20px;"> <p><i>You Got This!</i></p> </div> </div>
<div style="background-color: black; color: white; padding: 2px;"><b>PE/Health</b></div> <p>Time needed to complete it? <input style="width: 40px; height: 20px;" type="text"/></p> <p>Assignment order? <input style="width: 40px; height: 20px;" type="text"/></p>	<div style="background-color: black; color: white; padding: 2px;"><b>PE/Health</b></div> <p>Time needed to complete it? <input style="width: 40px; height: 20px;" type="text"/></p> <p>Assignment order? <input style="width: 40px; height: 20px;" type="text"/></p>	

# MONDAY, MAY 22

Language Arts

Time needed to complete it?

Assignment order?

Math

Time needed to complete it?

Assignment order?

Science

Time needed to complete it?

Assignment order?

Social Studies

Time needed to complete it?

Assignment order?

Exploratory/Language

Time needed to complete it?

Assignment order?

PE/Health

Time needed to complete it?

Assignment order?

# TUESDAY, MAY 23

Language Arts

Time needed to complete it?

Assignment order?

Math

Time needed to complete it?

Assignment order?

Science

Time needed to complete it?

Assignment order?

Social Studies

Time needed to complete it?

Assignment order?

Exploratory/Language

Time needed to complete it?

Assignment order?

PE/Health

Time needed to complete it?

Assignment order?

# WEDNESDAY, MAY 24

Language Arts

Time needed to complete it?

Assignment order?

Math

Time needed to complete it?

Assignment order?

Science

Time needed to complete it?

Assignment order?

Social Studies

Time needed to complete it?

Assignment order?

Exploratory/Language

Time needed to complete it?

Assignment order?

PE/Health

Time needed to complete it?

Assignment order?

## WEEKLY TO-DO LIST:

1. Write down assignments for each class.
2. Prioritize work by completing the most challenging work or missing work first.
3. Fill out the small boxes to help you create your homework plan.
  - a. How long will the assignment take to complete?
  - b. What order will you complete the assignment? 1st? 2nd? 3rd?
4. Write a goal for the week based on how you are doing.

## UPCOMING TESTS & PROJECTS



# HAVE YOU...

- Checked your grades on Infinite Campus?
- Emailed your teachers if you need help?
- Checked for accuracy on recording your assignments?
- Crossed off the assignments that are done?
- Cleaned out your locker/backpack recently?
- Submitted any missing work?
- Checked your student email?

If you haven't done all of these things, which one do you need to focus on for the week? Write it down over here. *el*

**GOAL FOR THE WEEK:**

---

**You  
CAN DO  
THIS**

THURSDAY, MAY 25	FRIDAY, MAY 26	SATURDAY, MAY 27
<div style="background-color: black; color: white; padding: 2px; margin-bottom: 5px;"><b>Language Arts</b></div> <div style="display: flex; justify-content: space-between;"> <span>Time needed to complete it?</span> <input style="width: 40px; height: 20px;" type="text"/> </div> <div style="display: flex; justify-content: space-between;"> <span>Assignment order?</span> <input style="width: 40px; height: 20px;" type="text"/> </div>	<div style="background-color: black; color: white; padding: 2px; margin-bottom: 5px;"><b>Language Arts</b></div> <div style="display: flex; justify-content: space-between;"> <span>Time needed to complete it?</span> <input style="width: 40px; height: 20px;" type="text"/> </div> <div style="display: flex; justify-content: space-between;"> <span>Assignment order?</span> <input style="width: 40px; height: 20px;" type="text"/> </div>	<div style="background-color: black; color: white; padding: 2px; text-align: center; font-weight: bold; font-size: 1.2em;">SUNDAY, MAY 28</div>
<div style="background-color: black; color: white; padding: 2px; margin-bottom: 5px;"><b>Math</b></div> <div style="display: flex; justify-content: space-between;"> <span>Time needed to complete it?</span> <input style="width: 40px; height: 20px;" type="text"/> </div> <div style="display: flex; justify-content: space-between;"> <span>Assignment order?</span> <input style="width: 40px; height: 20px;" type="text"/> </div>	<div style="background-color: black; color: white; padding: 2px; margin-bottom: 5px;"><b>Math</b></div> <div style="display: flex; justify-content: space-between;"> <span>Time needed to complete it?</span> <input style="width: 40px; height: 20px;" type="text"/> </div> <div style="display: flex; justify-content: space-between;"> <span>Assignment order?</span> <input style="width: 40px; height: 20px;" type="text"/> </div>	
<div style="background-color: black; color: white; padding: 2px; margin-bottom: 5px;"><b>Science</b></div> <div style="display: flex; justify-content: space-between;"> <span>Time needed to complete it?</span> <input style="width: 40px; height: 20px;" type="text"/> </div> <div style="display: flex; justify-content: space-between;"> <span>Assignment order?</span> <input style="width: 40px; height: 20px;" type="text"/> </div>	<div style="background-color: black; color: white; padding: 2px; margin-bottom: 5px;"><b>Science</b></div> <div style="display: flex; justify-content: space-between;"> <span>Time needed to complete it?</span> <input style="width: 40px; height: 20px;" type="text"/> </div> <div style="display: flex; justify-content: space-between;"> <span>Assignment order?</span> <input style="width: 40px; height: 20px;" type="text"/> </div>	
<div style="background-color: black; color: white; padding: 2px; margin-bottom: 5px;"><b>Social Science</b></div> <div style="display: flex; justify-content: space-between;"> <span>Time needed to complete it?</span> <input style="width: 40px; height: 20px;" type="text"/> </div> <div style="display: flex; justify-content: space-between;"> <span>Assignment order?</span> <input style="width: 40px; height: 20px;" type="text"/> </div>	<div style="background-color: black; color: white; padding: 2px; margin-bottom: 5px;"><b>Social Science</b></div> <div style="display: flex; justify-content: space-between;"> <span>Time needed to complete it?</span> <input style="width: 40px; height: 20px;" type="text"/> </div> <div style="display: flex; justify-content: space-between;"> <span>Assignment order?</span> <input style="width: 40px; height: 20px;" type="text"/> </div>	
<div style="background-color: black; color: white; padding: 2px; margin-bottom: 5px;"><b>Exploratory/Language</b></div> <div style="display: flex; justify-content: space-between;"> <span>Time needed to complete it?</span> <input style="width: 40px; height: 20px;" type="text"/> </div> <div style="display: flex; justify-content: space-between;"> <span>Assignment order?</span> <input style="width: 40px; height: 20px;" type="text"/> </div>	<div style="background-color: black; color: white; padding: 2px; margin-bottom: 5px;"><b>Exploratory/Language</b></div> <div style="display: flex; justify-content: space-between;"> <span>Time needed to complete it?</span> <input style="width: 40px; height: 20px;" type="text"/> </div> <div style="display: flex; justify-content: space-between;"> <span>Assignment order?</span> <input style="width: 40px; height: 20px;" type="text"/> </div>	
<div style="background-color: black; color: white; padding: 2px; margin-bottom: 5px;"><b>PE/Health</b></div> <div style="display: flex; justify-content: space-between;"> <span>Time needed to complete it?</span> <input style="width: 40px; height: 20px;" type="text"/> </div> <div style="display: flex; justify-content: space-between;"> <span>Assignment order?</span> <input style="width: 40px; height: 20px;" type="text"/> </div>	<div style="background-color: black; color: white; padding: 2px; margin-bottom: 5px;"><b>PE/Health</b></div> <div style="display: flex; justify-content: space-between;"> <span>Time needed to complete it?</span> <input style="width: 40px; height: 20px;" type="text"/> </div> <div style="display: flex; justify-content: space-between;"> <span>Assignment order?</span> <input style="width: 40px; height: 20px;" type="text"/> </div>	

**GOAL REFLECTION:**

---

Did you meet your goal?

YES
 NO

If you did not meet your goal, what adjustments can you make next week?

*You  
Got  
This!*

# MONDAY, MAY 29

Memorial Day

Language Arts

Time needed to complete it?

Assignment order?

Math

Time needed to complete it?

Assignment order?

Science

Time needed to complete it?

Assignment order?

Social Studies

Time needed to complete it?

Assignment order?

Exploratory/Language

Time needed to complete it?

Assignment order?

PE/Health

Time needed to complete it?

Assignment order?

# TUESDAY, MAY 30

Language Arts

Time needed to complete it?

Assignment order?

Math

Time needed to complete it?

Assignment order?

Science

Time needed to complete it?

Assignment order?

Social Studies

Time needed to complete it?

Assignment order?

Exploratory/Language

Time needed to complete it?

Assignment order?

PE/Health

Time needed to complete it?

Assignment order?

# WEDNESDAY, MAY 31

Language Arts

Time needed to complete it?

Assignment order?

Math

Time needed to complete it?

Assignment order?

Science

Time needed to complete it?

Assignment order?

Social Studies

Time needed to complete it?

Assignment order?

Exploratory/Language

Time needed to complete it?

Assignment order?

PE/Health

Time needed to complete it?

Assignment order?

## WEEKLY TO-DO LIST:

1. Write down assignments for each class.
2. Prioritize work by completing the most challenging work or missing work first.
3. Fill out the small boxes to help you create your homework plan.
  - a. How long will the assignment take to complete?
  - b. What order will you complete the assignment? 1st? 2nd? 3rd?
4. Write a goal for the week based on how you are doing.

## UPCOMING TESTS & PROJECTS





# HAVE YOU...

- Checked your grades on Infinite Campus?
- Emailed your teachers if you need help?
- Checked for accuracy on recording your assignments?
- Crossed off the assignments that are done?
- Cleaned out your locker/backpack recently?
- Submitted any missing work?
- Checked your student email?

If you haven't done all of these things, which one do you need to focus on for the week? Write it down over here. *el*

**GOAL FOR THE WEEK:**

---

**You  
CAN DO  
THIS**

THURSDAY, JUNE 1	FRIDAY, JUNE 2	SATURDAY, JUNE 3
<div style="background-color: black; color: white; padding: 2px;"><b>Language Arts</b></div> <p>Time needed to complete it? <input style="width: 40px; height: 20px;" type="text"/></p> <p>Assignment order? <input style="width: 40px; height: 20px;" type="text"/></p>	<div style="background-color: black; color: white; padding: 2px;"><b>Language Arts</b></div> <p>Time needed to complete it? <input style="width: 40px; height: 20px;" type="text"/></p> <p>Assignment order? <input style="width: 40px; height: 20px;" type="text"/></p>	<div style="background-color: black; color: white; padding: 10px; border-radius: 10px; font-size: 1.2em; font-weight: bold;">SUNDAY, JUNE 4</div>
<div style="background-color: black; color: white; padding: 2px;"><b>Math</b></div> <p>Time needed to complete it? <input style="width: 40px; height: 20px;" type="text"/></p> <p>Assignment order? <input style="width: 40px; height: 20px;" type="text"/></p>	<div style="background-color: black; color: white; padding: 2px;"><b>Math</b></div> <p>Time needed to complete it? <input style="width: 40px; height: 20px;" type="text"/></p> <p>Assignment order? <input style="width: 40px; height: 20px;" type="text"/></p>	
<div style="background-color: black; color: white; padding: 2px;"><b>Science</b></div> <p>Time needed to complete it? <input style="width: 40px; height: 20px;" type="text"/></p> <p>Assignment order? <input style="width: 40px; height: 20px;" type="text"/></p>	<div style="background-color: black; color: white; padding: 2px;"><b>Science</b></div> <p>Time needed to complete it? <input style="width: 40px; height: 20px;" type="text"/></p> <p>Assignment order? <input style="width: 40px; height: 20px;" type="text"/></p>	
<div style="background-color: black; color: white; padding: 2px;"><b>Social Science</b></div> <p>Time needed to complete it? <input style="width: 40px; height: 20px;" type="text"/></p> <p>Assignment order? <input style="width: 40px; height: 20px;" type="text"/></p>	<div style="background-color: black; color: white; padding: 2px;"><b>Social Science</b></div> <p>Time needed to complete it? <input style="width: 40px; height: 20px;" type="text"/></p> <p>Assignment order? <input style="width: 40px; height: 20px;" type="text"/></p>	
<div style="background-color: black; color: white; padding: 2px;"><b>Exploratory/Language</b></div> <p>Time needed to complete it? <input style="width: 40px; height: 20px;" type="text"/></p> <p>Assignment order? <input style="width: 40px; height: 20px;" type="text"/></p>	<div style="background-color: black; color: white; padding: 2px;"><b>Exploratory/Language</b></div> <p>Time needed to complete it? <input style="width: 40px; height: 20px;" type="text"/></p> <p>Assignment order? <input style="width: 40px; height: 20px;" type="text"/></p>	<div style="border: 1px solid black; border-radius: 15px; padding: 10px;"> <p style="text-align: center;"><b>GOAL REFLECTION:</b></p> <hr style="border: 1px solid black; width: 80%; margin: 0 auto;"/> <p>Did you meet your goal?</p> <div style="display: flex; justify-content: space-around; margin: 5px 0;"> <span><input checked="" type="checkbox"/> YES</span> <span><input type="checkbox"/> NO</span> </div> <p>If you did not meet your goal, what adjustments can you make next week?</p> <div style="text-align: right; margin-top: 20px;"> <p><i>You Got This!</i></p> </div> </div>
<div style="background-color: black; color: white; padding: 2px;"><b>PE/Health</b></div> <p>Time needed to complete it? <input style="width: 40px; height: 20px;" type="text"/></p> <p>Assignment order? <input style="width: 40px; height: 20px;" type="text"/></p>	<div style="background-color: black; color: white; padding: 2px;"><b>PE/Health</b></div> <p>Time needed to complete it? <input style="width: 40px; height: 20px;" type="text"/></p> <p>Assignment order? <input style="width: 40px; height: 20px;" type="text"/></p>	

# MONDAY, JUNE 5

Language Arts

Time needed to complete it?

Assignment order?

Math

Time needed to complete it?

Assignment order?

Science

Time needed to complete it?

Assignment order?

Social Studies

Time needed to complete it?

Assignment order?

Exploratory/Language

Time needed to complete it?

Assignment order?

PE/Health

Time needed to complete it?

Assignment order?

# TUESDAY, JUNE 6

Language Arts

Time needed to complete it?

Assignment order?

Math

Time needed to complete it?

Assignment order?

Science

Time needed to complete it?

Assignment order?

Social Studies

Time needed to complete it?

Assignment order?

Exploratory/Language

Time needed to complete it?

Assignment order?

PE/Health

Time needed to complete it?

Assignment order?

# WEDNESDAY, JUNE 7

Language Arts

Time needed to complete it?

Assignment order?

Math

Time needed to complete it?

Assignment order?

Science

Time needed to complete it?

Assignment order?

Social Studies

Time needed to complete it?

Assignment order?

Exploratory/Language

Time needed to complete it?

Assignment order?

PE/Health

Time needed to complete it?

Assignment order?

## WEEKLY TO-DO LIST:

1. Write down assignments for each class.
2. Prioritize work by completing the most challenging work or missing work first.
3. Fill out the small boxes to help you create your homework plan.
  - a. How long will the assignment take to complete?
  - b. What order will you complete the assignment? 1st? 2nd? 3rd?
4. Write a goal for the week based on how you are doing.

## UPCOMING TESTS & PROJECTS



# HAVE YOU...

- Checked your grades on Infinite Campus?
- Emailed your teachers if you need help?
- Checked for accuracy on recording your assignments?
- Crossed off the assignments that are done?
- Cleaned out your locker/backpack recently?
- Submitted any missing work?
- Checked your student email?

If you haven't done all of these things, which one do you need to focus on for the week? Write it down over here. *el*

**GOAL FOR THE WEEK:**

---

**You  
Can Do  
This**

THURSDAY, JUNE 8	FRIDAY, JUNE 9	SATURDAY, JUNE 10
<div style="background-color: black; color: white; padding: 2px; margin-bottom: 5px;"><b>Language Arts</b></div> <div style="display: flex; justify-content: space-between;"> <span>Time needed to complete it?</span> <input style="width: 40px; height: 20px;" type="text"/> </div> <div style="display: flex; justify-content: space-between;"> <span>Assignment order?</span> <input style="width: 40px; height: 20px;" type="text"/> </div>	<div style="background-color: black; color: white; padding: 2px; margin-bottom: 5px;"><b>Language Arts</b></div> <div style="display: flex; justify-content: space-between;"> <span>Time needed to complete it?</span> <input style="width: 40px; height: 20px;" type="text"/> </div> <div style="display: flex; justify-content: space-between;"> <span>Assignment order?</span> <input style="width: 40px; height: 20px;" type="text"/> </div>	<div style="background-color: black; color: white; padding: 10px; border-radius: 10px; font-size: 1.2em; font-weight: bold;">SUNDAY, JUNE 11</div>
<div style="background-color: black; color: white; padding: 2px; margin-bottom: 5px;"><b>Math</b></div> <div style="display: flex; justify-content: space-between;"> <span>Time needed to complete it?</span> <input style="width: 40px; height: 20px;" type="text"/> </div> <div style="display: flex; justify-content: space-between;"> <span>Assignment order?</span> <input style="width: 40px; height: 20px;" type="text"/> </div>	<div style="background-color: black; color: white; padding: 2px; margin-bottom: 5px;"><b>Math</b></div> <div style="display: flex; justify-content: space-between;"> <span>Time needed to complete it?</span> <input style="width: 40px; height: 20px;" type="text"/> </div> <div style="display: flex; justify-content: space-between;"> <span>Assignment order?</span> <input style="width: 40px; height: 20px;" type="text"/> </div>	
<div style="background-color: black; color: white; padding: 2px; margin-bottom: 5px;"><b>Science</b></div> <div style="display: flex; justify-content: space-between;"> <span>Time needed to complete it?</span> <input style="width: 40px; height: 20px;" type="text"/> </div> <div style="display: flex; justify-content: space-between;"> <span>Assignment order?</span> <input style="width: 40px; height: 20px;" type="text"/> </div>	<div style="background-color: black; color: white; padding: 2px; margin-bottom: 5px;"><b>Science</b></div> <div style="display: flex; justify-content: space-between;"> <span>Time needed to complete it?</span> <input style="width: 40px; height: 20px;" type="text"/> </div> <div style="display: flex; justify-content: space-between;"> <span>Assignment order?</span> <input style="width: 40px; height: 20px;" type="text"/> </div>	
<div style="background-color: black; color: white; padding: 2px; margin-bottom: 5px;"><b>Social Science</b></div> <div style="display: flex; justify-content: space-between;"> <span>Time needed to complete it?</span> <input style="width: 40px; height: 20px;" type="text"/> </div> <div style="display: flex; justify-content: space-between;"> <span>Assignment order?</span> <input style="width: 40px; height: 20px;" type="text"/> </div>	<div style="background-color: black; color: white; padding: 2px; margin-bottom: 5px;"><b>Social Science</b></div> <div style="display: flex; justify-content: space-between;"> <span>Time needed to complete it?</span> <input style="width: 40px; height: 20px;" type="text"/> </div> <div style="display: flex; justify-content: space-between;"> <span>Assignment order?</span> <input style="width: 40px; height: 20px;" type="text"/> </div>	
<div style="background-color: black; color: white; padding: 2px; margin-bottom: 5px;"><b>Exploratory/Language</b></div> <div style="display: flex; justify-content: space-between;"> <span>Time needed to complete it?</span> <input style="width: 40px; height: 20px;" type="text"/> </div> <div style="display: flex; justify-content: space-between;"> <span>Assignment order?</span> <input style="width: 40px; height: 20px;" type="text"/> </div>	<div style="background-color: black; color: white; padding: 2px; margin-bottom: 5px;"><b>Exploratory/Language</b></div> <div style="display: flex; justify-content: space-between;"> <span>Time needed to complete it?</span> <input style="width: 40px; height: 20px;" type="text"/> </div> <div style="display: flex; justify-content: space-between;"> <span>Assignment order?</span> <input style="width: 40px; height: 20px;" type="text"/> </div>	<div style="border: 1px solid black; border-radius: 15px; padding: 10px;"> <p style="text-align: center;"><b>GOAL REFLECTION:</b></p> <hr style="border: 1px solid black; width: 100%;"/> <p>Did you meet your goal?</p> <div style="display: flex; justify-content: space-around; margin: 5px 0;"> <span><input checked="" type="checkbox"/> YES</span> <span><input type="checkbox"/> NO</span> </div> <p>If you did not meet your goal, what adjustments can you make next week?</p> <div style="text-align: right; margin-top: 20px;"> <p><i>You Got This!</i></p> </div> </div>
<div style="background-color: black; color: white; padding: 2px; margin-bottom: 5px;"><b>PE/Health</b></div> <div style="display: flex; justify-content: space-between;"> <span>Time needed to complete it?</span> <input style="width: 40px; height: 20px;" type="text"/> </div> <div style="display: flex; justify-content: space-between;"> <span>Assignment order?</span> <input style="width: 40px; height: 20px;" type="text"/> </div>	<div style="background-color: black; color: white; padding: 2px; margin-bottom: 5px;"><b>PE/Health</b></div> <div style="display: flex; justify-content: space-between;"> <span>Time needed to complete it?</span> <input style="width: 40px; height: 20px;" type="text"/> </div> <div style="display: flex; justify-content: space-between;"> <span>Assignment order?</span> <input style="width: 40px; height: 20px;" type="text"/> </div>	

# MATHEMATICS Algebra & Multiplication Table

## ALGEBRA

### Expanding

- {1}  $a(b+c) = ab+ac$
- {2}  $(a+b)^2 = a^2+2ab+b^2$
- {3}  $(a-b)^2 = a^2-2ab+b^2$
- {4}  $(a+b)(a+c) = a^2+ac+ab+bc$
- {5}  $(a+b)(c+d) = ac+ad+bc+bd$
- {6}  $(a+b)^3 = a^3+3a^2b+3ab^2+b^3$
- {7}  $(a-b)^3 = a^3-3a^2b+3ab^2-b^3$
- {8}  $a^2-b^2 = (a+b)(a-b)$
- {9}  $a^3+b^3 = (a+b)(a^2-ab+b^2)$
- {10}  $a^3b-ab^3 = ab(a+1)(a-1)$
- {11}  $a^2-2ab+b^2 = (a-b)^2$
- {12}  $a^3-b^3 = (a-b)(a^2+ab+b^2)$

### Laws of Exponents

- {1}  $a^r a^s = a^{r+s}$
- {2}  $a^r / a^s = a^{r-s}$
- {3}  $a^r a^s / a^p = a^{r+s-p}$
- {4}  $(a^r)^s = a^{rs}$
- {5}  $(ab)^r = a^r b^r$
- {6}  $(a/b)^r = a^r / b^r$  ( $b \neq 0$ )
- {7}  $a^0 = 1$  ( $a \neq 0$ )
- {8}  $a^{-r} = 1/a^r$  ( $a \neq 0$ )

*if r and s are positive integers*

### Logarithms

- {1}  $\text{Log}(xy) = \text{Log } x + \text{Log } y$
- {2}  $\text{Log } x^r = r \text{Log } x$
- {3}  $\text{Log } x = n \iff x = 10^n$  (Common log)
- {4}  $\text{Log}_a x = n \iff x = a^n$  (Log to the base a)
- {5}  $\text{Ln } x = n \iff x = e^n$  (Natural log)
- {6}  $\text{Log}(x/y) = \text{Log } x - \text{Log } y$

$$e = 2.71828183$$

### Quadratic Formula

When given a formula in the form of a quadratic equation  $\rightarrow$

$$ax^2 + bx + c = 0$$

The solution can be derived using the quadratic formula  $\rightarrow$

$$x = \frac{-b \pm \sqrt{b^2 - 4ac}}{2a}$$

## MULTIPLICATION TABLE

	1	2	3	4	5	6	7	8	9	10	11	12	13	14	15	16	17	18	19	20
1	1	2	3	4	5	6	7	8	9	10	11	12	13	14	15	16	17	18	19	20
2	2	4	6	8	10	12	14	16	18	20	22	24	26	28	30	32	34	36	38	40
3	3	6	9	12	15	18	21	24	27	30	33	36	39	42	45	48	51	54	57	60
4	4	8	12	16	20	24	28	32	36	40	44	48	52	56	60	64	68	72	76	80
5	5	10	15	20	25	30	35	40	45	50	55	60	65	70	75	80	85	90	95	100
6	6	12	18	24	30	36	42	48	54	60	66	72	78	84	90	96	102	108	114	120
7	7	14	21	28	35	42	49	56	63	70	77	84	91	98	105	112	119	126	133	140
8	8	16	24	32	40	48	56	64	72	80	88	96	104	112	120	128	136	144	152	160
9	9	18	27	36	45	54	63	72	81	90	99	108	117	126	135	144	153	162	171	180
10	10	20	30	40	50	60	70	80	90	100	110	120	130	140	150	160	170	180	190	200
11	11	22	33	44	55	66	77	88	99	110	121	132	143	154	165	176	187	198	209	220
12	12	24	36	48	60	72	84	96	108	120	132	144	156	168	180	192	204	216	228	240
13	13	26	39	52	65	78	91	104	117	130	143	156	169	182	195	208	221	234	247	260
14	14	28	42	56	70	84	98	112	126	140	154	168	182	196	210	224	238	252	266	280
15	15	30	45	60	75	90	105	120	135	150	165	180	195	210	225	240	255	270	285	300
16	16	32	48	64	80	96	112	128	144	160	176	192	208	224	240	256	272	288	304	320
17	17	34	51	68	85	102	119	136	153	170	187	204	221	238	255	272	289	306	323	340
18	18	36	54	72	90	108	126	144	162	180	198	216	234	252	270	288	306	324	342	360
19	19	38	57	76	95	114	133	152	171	190	209	228	247	266	285	304	323	342	361	380
20	20	40	60	80	100	120	140	160	180	200	220	240	260	280	300	320	340	360	380	400

# MATHEMATICS Squares & Square Roots

N	N <sup>2</sup>	$\sqrt{N}$
1	1	1.00
2	4	1.41
3	9	1.73
4	16	2.00
5	25	2.24
6	36	2.45
7	49	2.65
8	64	2.83
9	81	3.00
10	100	3.16
11	121	3.32
12	144	3.46
13	169	3.61
14	196	3.74
15	225	3.87
16	256	4.00
17	289	4.12
18	324	4.24
19	361	4.36
20	400	4.47
21	441	4.58
22	484	4.69
23	529	4.80
24	576	4.90
25	625	5.00
26	676	5.10
27	729	5.20
28	784	5.29
29	841	5.39
30	900	5.48
31	961	5.57
32	1,024	5.66
33	1,089	5.74
34	1,156	5.83
35	1,225	5.92
36	1,296	6.00
37	1,369	6.08
38	1,444	6.16
39	1,521	6.24
40	1,600	6.32
41	1,681	6.40
42	1,764	6.48
43	1,849	6.56
44	1,936	6.63
45	2,025	6.71
46	2,116	6.78
47	2,209	6.86
48	2,304	6.93
49	2,401	7.00
50	2,500	7.07

N	N <sup>2</sup>	$\sqrt{N}$
51	2,601	7.14
52	2,704	7.21
53	2,809	7.28
54	2,916	7.35
55	3,025	7.42
56	3,136	7.48
57	3,249	7.55
58	3,364	7.62
59	3,481	7.68
60	3,600	7.75
61	3,721	7.81
62	3,844	7.87
63	3,969	7.94
64	4,096	8.00
65	4,225	8.06
66	4,356	8.12
67	4,489	8.19
68	4,624	8.25
69	4,761	8.31
70	4,900	8.37
71	5,041	8.43
72	5,184	8.49
73	5,329	8.54
74	5,476	8.60
75	5,625	8.66
76	5,776	8.72
77	5,929	8.77
78	6,084	8.83
79	6,241	8.89
80	6,400	8.94
81	6,561	9.00
82	6,724	9.06
83	6,889	9.11
84	7,056	9.17
85	7,225	9.22
86	7,396	9.27
87	7,569	9.33
88	7,744	9.38
89	7,921	9.43
90	8,100	9.49
91	8,281	9.54
92	8,464	9.59
93	8,649	9.64
94	8,836	9.70
95	9,025	9.75
96	9,216	9.80
97	9,409	9.85
98	9,604	9.90
99	9,801	9.95
100	10,000	10.00

N	N <sup>2</sup>	$\sqrt{N}$
101	10,201	10.05
102	10,404	10.10
103	10,609	10.15
104	10,816	10.20
105	11,025	10.25
106	11,236	10.30
107	11,449	10.34
108	11,664	10.39
109	11,881	10.44
110	12,100	10.49
111	12,321	10.54
112	12,544	10.58
113	12,769	10.63
114	12,996	10.68
115	13,225	10.72
116	13,456	10.77
117	13,689	10.82
118	13,924	10.86
119	14,161	10.91
120	14,400	10.95
121	14,641	11.00
122	14,884	11.05
123	15,129	11.09
124	15,376	11.14
125	15,625	11.18
126	15,876	11.22
127	16,129	11.27
128	16,384	11.31
129	16,641	11.36
130	16,900	11.40
131	17,161	11.45
132	17,424	11.49
133	17,689	11.53
134	17,956	11.58
135	18,225	11.62
136	18,496	11.66
137	18,769	11.70
138	19,044	11.75
139	19,321	11.79
140	19,600	11.83
141	19,881	11.87
142	20,164	11.92
143	20,449	11.96
144	20,736	12.00
145	21,025	12.04
146	21,316	12.08
147	21,609	12.12
148	21,904	12.17
149	22,201	12.21
150	22,500	12.25



# Student Safety Contract



## Purpose

Science is a hands-on laboratory class. However, science activities may have potential hazards. We will use some equipment and animals that may be dangerous if not handled properly. Safety in the science classroom is an important part of the scientific process. To ensure a safe classroom, a list of rules has been developed and is called the Science Safety Contract. These rules must be followed at all times. Additional safety instructions will be given for each activity.

No science student will be allowed to participate in science activities until this contract has been signed by both the student and a parent or guardian.

## Safety Rules

1. *Conduct yourself in a responsible manner at all times in the science room. Horseplay, practical jokes, and pranks will not be tolerated.*
2. *Follow all written and verbal instructions carefully. Ask your teacher questions if you do not understand the instructions.*
3. *Do not touch any equipment, supplies, animals, or other materials in the science room without permission from the teacher.*
4. *Perform only authorized and approved experiments. Do not conduct any experiments when the teacher is out of the room.*
5. *Never eat, drink, chew gum, or taste anything in the science room.*
6. *Keep hands away from face, eyes, and mouth while using science materials or when working with either chemicals or animals. Wash your hands with soap and water before leaving the science room.*
7. *Wear safety glasses or goggles when instructed. Never remove safety glasses or goggles during an experiment. There will be no exceptions to this rule!*
8. *Keep your work area and the science room neat and clean. Bring only your laboratory instructions, worksheets, and writing instruments to the work area.*
9. *Clean all work areas and equipment at the end of the experiment. Return all equipment clean and in working order to the proper storage area.*
10. *Follow your teacher's instructions to dispose of any waste materials generated in an experiment.*
11. *Report any accident (fire, spill, breakage, etc.), injury (cut, burn, etc.), or hazardous condition (broken equipment, etc.) to the teacher immediately.*
12. *Consider all chemicals used in the science room to be dangerous. Do not touch or smell any chemicals unless specifically instructed to do so.*
13. *Handle all animals with care and respect.*
  - a. *Open animal cages only with permission.*
  - b. *Never handle any animals when the teacher is out of the room.*
  - c. *Do not take animals out of the science room.*
  - d. *Do not tease or handle animals roughly.*
  - e. *Keep animals away from students' faces.*
  - f. *Wear gloves when handling animals.*
  - g. *Report any animal bite or scratch to the teacher immediately.*
14. *Always carry a microscope with both hands. Hold the arm with one hand; place the other hand under the base.*
15. *Treat all preserved specimens and dissecting supplies with care and respect.*
  - a. *Do not remove preserved specimens from the science room.*
  - b. *Use scalpels, scissors, and other sharp instruments only as instructed.*
  - c. *Never cut any material towards you—always cut away from your body.*



## Student Safety Contract *continued*

---

- d. Report any cut or scratch from sharp instruments to the teacher immediately.*
16. *Never open storage cabinets or enter the prep/storage room without permission from the teacher.*
17. *Do not remove chemicals, equipment, supplies, or animals from the science room without permission from the teacher.*
18. *Handle all glassware with care. Never pick up hot or broken glassware with your bare hands.*
19. *Use extreme caution when using matches, a burner, or hot plate. Only light burners when instructed and do not put anything into a flame unless specifically instructed to do so. Do not leave a lit burner unattended.*
20. *Dress properly—long hair must be tied back, no dangling jewelry, and no loose or baggy clothing. Wear aprons when instructed.*
21. *Learn where the safety equipment is located and how to use it. Know where the exits are located and what to do in case of an emergency or fire drill.*

## AGREEMENT

I, \_\_\_\_\_, (student's name) have read and understand each of the above safety rules set forth in this contract. I agree to follow them to ensure not only my own safety but also the safety of others in the science classroom or laboratory. I also agree to follow the general rules of appropriate behavior for a classroom at all times to avoid accidents and to provide a safe learning environment for everyone. I understand that if I do not follow all the rules and safety precautions, I will not be allowed to participate in science activities.

Student Signature

\_\_\_\_\_

Date

Dear Parent or Guardian:

We feel that you should be informed of the school's effort to create and maintain a safe science classroom/ laboratory environment. Please read the list of safety rules. No student will be permitted to perform science activities unless this contract is signed by both the student and parent/guardian and is on file with the teacher. Your signature on this contract indicates that you have read this Science Safety Contract, reviewed it with your child, and are aware of the measures taken to ensure the safety of your son/daughter in the science classroom.

\_\_\_\_\_

Parent/Guardian Signature

\_\_\_\_\_

Date

Important questions:

Does your child wear contact lenses?

Y or N

Is your child color blind?

Y or N

Does your child have any allergies?

Y or N

If so, please list:

Consult the [Flinn Scientific website](#) for current prices.



# MY MENTAL HEALTH MATTERS

## I DON'T VAPE

**I KNOW THAT MY MENTAL HEALTH AFFECTS HOW I THINK, FEEL AND ACT.**

Different things can influence my mind. But based on research, I know that vaping can harm mental health, especially in adolescents. The nicotine in vapes can cause anxiety or make it worse.

I'm setting my own rules to protect my mental health.

**I DON'T VAPE!**

### *DON'T GIVE UP!*

- Bethany Hamilton, a champion professional surfer, lost her left arm in a shark attack, and she continued to surf competitively.
- Morgan Freeman, an Oscar-winning actor, was homeless and unemployed before he became successful.
- Albert Einstein, one of the world's greatest physicists, didn't speak until he was four.

Source: [smokefree.gov/challenges-when-quitting/cravings-triggers/anxiety-smoking](http://smokefree.gov/challenges-when-quitting/cravings-triggers/anxiety-smoking)



# Are you or a friend experiencing a mental health crisis?

You are not alone. If you or someone you know is experiencing a mental health crisis or need someone to talk to, there are people who care and who can help.

**National Suicide Prevention Lifeline: Call 988**  
**Crisis Text Line: Text REACH to 741-741**  
**DuPage County Health Dept. Crisis Line: Call 630-627-1700**  
**Safe 2 Help: Text 72332**

Students can also reach out to school support staff at any time with any concerns.

