

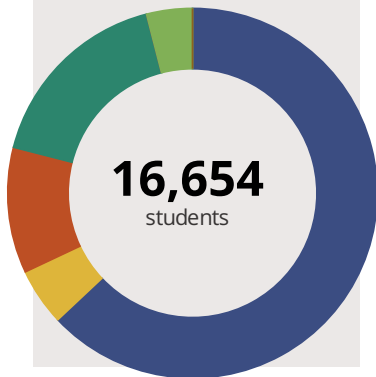
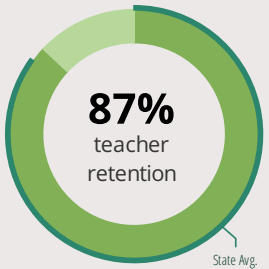
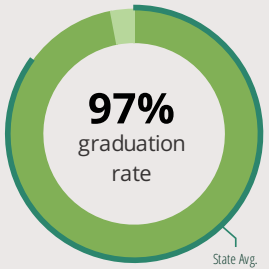
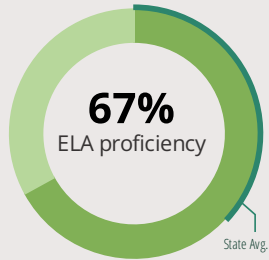


Naperville CUSD 203

203 W Hillside Rd Naperville, IL 60540 (630) 420-6311

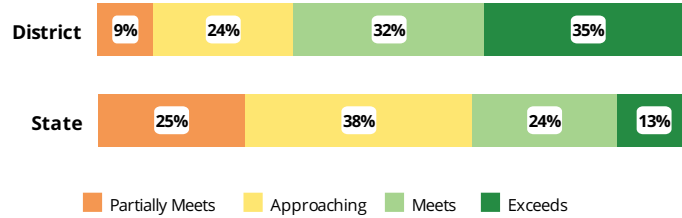
Grades: PK - 12
Superintendent: Mr. Daniel Bridges

FAST FACTS

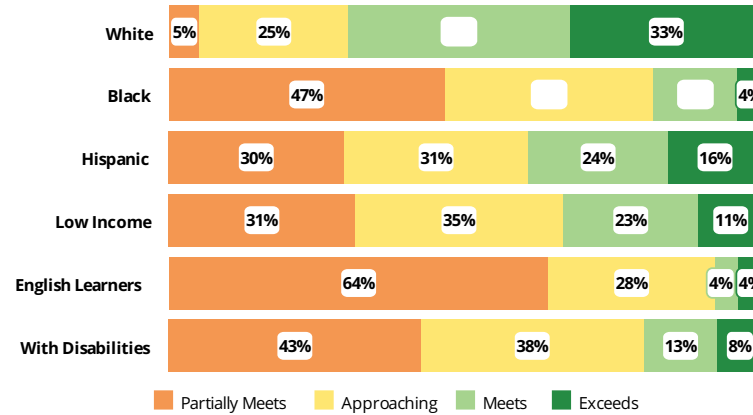


Academic Success

High school students take the SAT in Math and English Language Arts. The display shows SAT ELA results in four performance levels.



Success by Student Group

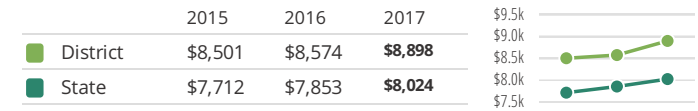


Student Characteristics

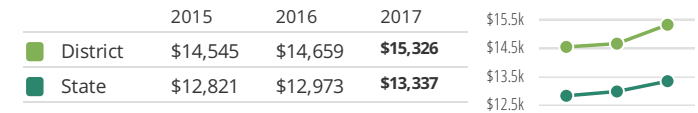
White	63%	Low Income	16%
Black	5%	English Learners	7%
Hispanic	11%	With Disabilities	11%
Asian	17%	Homeless	1%
American Indian	0%		
Two or More Races	4%		
Pacific Islander	0%		

District Finance

Instructional Spending per Pupil includes only the activities directly dealing with the teaching of students or the interaction between teachers and students.



Operational Spending per Pupil includes all costs for overall operations in this district, including Instructional Spending, but excluding summer school, adult education, capital expenditures, and long-term debt payments.



College Readiness

Early College Coursework

Students taking early college coursework in grades 10, 11, and 12



Postsecondary Enrollment

Students who enroll at colleges and universities



Postsecondary Remediation (lower is better)

Students enrolled in Illinois community colleges who require remedial coursework





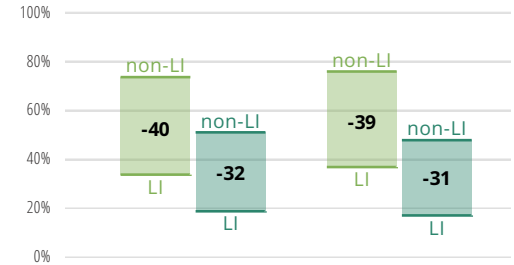
Naperville CUSD 203

Schools in District

School Name	Grades	Summative Designation	School Name	Grades	Summative Designation
Naperville Central High School	9 - 12	Exemplary	Kingsley Elementary School	K - 5	Commendable
Naperville North High School	9 - 12	Exemplary	Maplebrook Elem School	P - 5	Exemplary
Jefferson Jr High School	6 - 8	Commendable	Meadow Glens Elementary School	K - 5	Exemplary
Kennedy Junior High School	6 - 8	Exemplary	Mill Street Elem School	K - 5	Exemplary
Lincoln Jr High School	6 - 8	Commendable	Naper Elem School	K - 4	Commendable
Madison Jr High School	6 - 8	Commendable	Prairie Elem School	K - 5	Commendable
Washington Jr High School	5 - 8	Commendable	Ranch View Elementary School	K - 5	Exemplary
Beebe Elem School	K - 5	Commendable	River Woods Elementary School	K - 5	Exemplary
Ellsworth Elem School	K - 5	Exemplary	Scott Elementary School	P - 5	Exemplary
Elmwood Elem School	K - 5	Exemplary	Steeple Run Elem School	K - 5	Exemplary
Highlands Elem School	K - 5	Exemplary	Ann Reid Early Childhood Center	P - PK	

Achievement Gap

Achievement gaps display the differences in academic performance between student groups. The display below shows the gap in readiness for the next level between low income (LI) students and non-low income (non-LI) students on the SAT for both English Language Arts (ELA) and Math.



	SAT ELA		SAT Math	
	District	State	District	State
Non-Low Income	74%	51%	76%	48%
Low Income	34%	19%	37%	17%
Gap	-40	-32	-39	-31

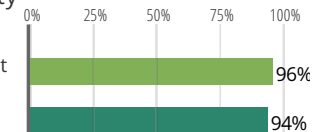
Educator Measures

This district has had an average of **2 principal(s)** at the same school over the past 6 years. District wide in the last three years, an average of **87% of teachers** return to the same school each year.

Student Attendance and Mobility

Attendance Rate

Rate at which students are present at school, not including excused or unexcused absences



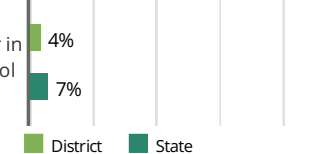
Chronic Truancy Rate

Percentage of students who have been absent without valid reasons for 5% or more of regular school days



Student Mobility

Percentage of students who transfer in or out of the school during the school year, not including graduates



FOR MORE INFORMATION

Visit IllinoisReportCard.com to see additional details about each item of information for this school. There you will find charts spanning multiple years, detailed explanations, resources, more of the school's programs and activities, and powerful tools that let you dig deeper into data.

Most of this data has been collected by ISBE from school districts through data systems. Some information, such as the School Highlights, is entered directly by principals and can be updated throughout the year.