



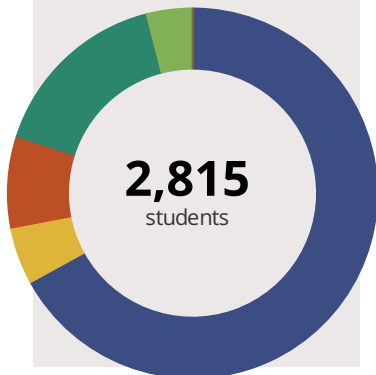
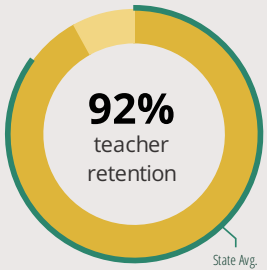
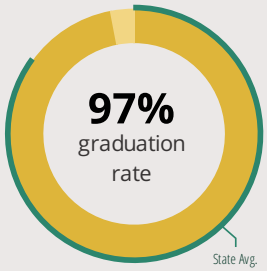
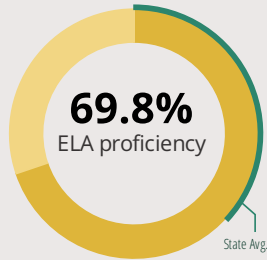
# Naperville Central High School

440 Aurora Ave Naperville, IL 60540 (630) 420-6422

Grades: 9 - 12  
District: Naperville CUSD 203

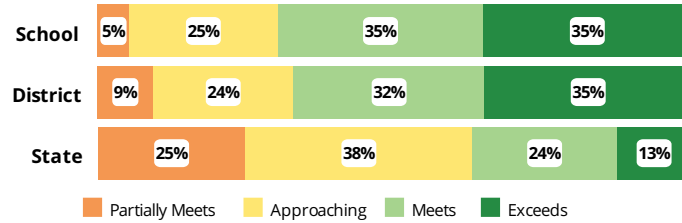
Principal: Mr. William Wiesbrook  
Superintendent: Mr. Daniel Bridges

## FAST FACTS



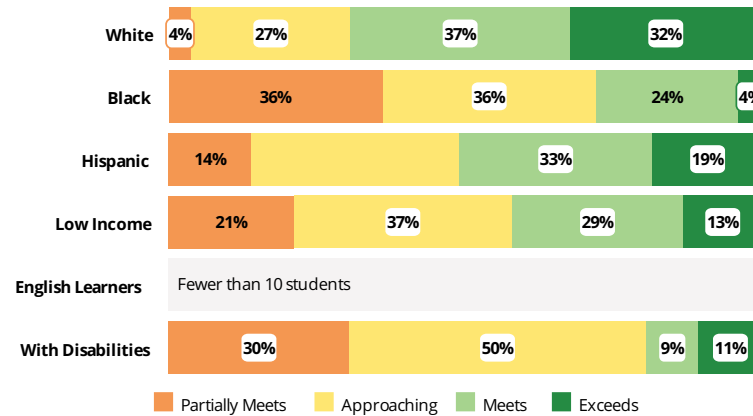
## Academic Success

High school students take the SAT in Math and English Language Arts. The display shows SAT ELA results in four performance levels.



## Success by Student Group

This display shows SAT ELA performance levels for each student group. No data is shown for groups with fewer than 10 students.



## Student Characteristics

White	67%	Low Income	14%
Black	5%	English Learners	1%
Hispanic	8%	With Disabilities	11%
Asian	16%	Homeless	1%
American Indian	0%		
Two or More Races	4%		
Pacific Islander	0%		

## School Environment



The **5Essentials Survey** allows students in grades 6-12 and all teachers to share their perspectives on essential conditions for learning. The anonymous survey consists of 5 components.

- Most implementation
- More implementation
- Average implementation
- Less implementation
- Least implementation
- Not Applicable/Low Response

### Response Rates

Students	-
Teachers	-

### Effective Leaders

Do principals and teachers implement a shared vision for success?

### Collaborative Teachers

Do teachers collaborate to promote professional growth?

### Ambitious Instruction

Are the classes challenging and engaging?

### Supportive Environment

Is the school safe, demanding, and supportive?

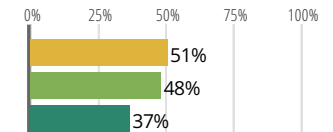
### Involved Families

Does the entire staff build strong external relationships?

## College Readiness

### Early College Coursework

Students taking early college coursework in grades 10, 11, and 12



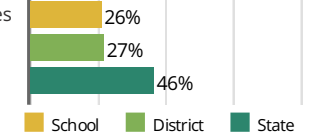
### Postsecondary Enrollment

Students who enroll at colleges and universities



### Postsecondary Remediation (lower is better)

Students enrolled in Illinois community colleges who require remedial coursework





# Naperville Central High School

## School Highlights

### Academic Courses

AP Art-History of Art, AP Biology, AP Calculus AB, AP Calculus BC, AP Chemistry, AP Chinese Language and Culture, AP Computer Science A, AP English Language and Composition, AP English Literature and Composition, AP Environmental Science, AP European History, AP French Language, AP French Language, AP Macroeconomics, AP Microeconomics, AP Music Theory, AP Physics B, AP Physics C, AP Psychology, AP Spanish Language, AP Statistics, AP Studio Art-General Portfolio, AP United States Government an...

### Physical Education, Health and Wellness

Athletic Training, Fitness, Health Education Courses, Leadership-Team Building, Lifeguard Training

### Other Programs and Activities

Art Club, Auditorium Tech Crew, Career Education Events, Chess Club, Debate Team, Drama/Theatre, Environmental Club, Ethnic Club, Forensics/Speech Teams, Interact Service Club, Journalism Club, Language Clubs, Literary Magazine, Marching Band, Math Club, Mentoring Program, Mock Trial, Model U.N., Music Club, National Honor Society, Newspaper, Parent Associations, Poetry Workshops, Scholastic Bowl, Science Club, Science Olympiad, Student Ambassadors, Student Council/Government, Technology Club...

### School Awards

1 NCAAP ACT-SO Gold Medal Winner, 2 Illinois Those Who Excel Staff, 207 Illinois State Scholars, 22 National Merit Commended Students, 22 National Merit Finalists, 23 National Merit Semi-finalists, 3 National Hispanic Recognition Scholars, Hall of Fame Coaches, National Board Certified Teachers, National Pacemaker Award, State Champion in Electronics

### Career Development Courses and Programs

Accounting II, Accounting I, Advanced Marketing, Architectural Drafting I, Architectural Drafting II, Audio/Video Production I, Audio/Video Production II, Auto-Body I, Auto-Body II, Automotive Technician I, Automotive Technician II, Basic Horticultural Science, Business and Technology Concepts, Business Law, Business Technology and Procedures, Care and Learning Services Management, Care and Learning Services Occupations, Carpentry I, Carpentry II, Child Development and Parenting, Communicati...

### Athletics

Boy's Baseball, Boy's Basketball, Boy's Cross Country, Boy's Football, Boy's Golf, Boy's Gymnastics, Boy's Soccer, Boy's Swimming & Diving, Boy's Tennis, Boy's Track & Field, Boy's Volleyball, Boy's Water Polo, Boy's Wrestling, Color Guard, Girl's Badminton, Girl's Basketball, Girl's Competitive Cheerleading, Girl's Competitive Dance, Girl's Cross Country, Girl's Golf, Girl's Gymnastics, Girl's Soccer, Girl's Softball, Girl's Swimming & Diving, Girl's Tennis, Girl's Track & Field, Girl's Voll...

### School Personnel Resources

Department Chair, General Administrator or General Supervi, Librarian/Media Specialist, Paraprofessional, School Guidance Counselor, School Nurse, School Psychologist, School Social Worker, Special Education Teacher, Speech Language Pathologist-non teaching, Supervisory Dean, Technology Specialist, Vocational Coordinator

### Facilities

Most of this data has been collected by ISBE from school districts through data systems. Some information, such as the School Highlights, is entered directly by principals and can be updated throughout the year.

## District Finance

**Instructional Spending per Pupil** includes only the activities directly dealing with the teaching of students or the interaction between teachers and students.



**Operational Spending per Pupil** includes all costs for overall operations in this school's district, including Instructional Spending, but excluding summer school, adult education, capital expenditures, and long-term debt payments.



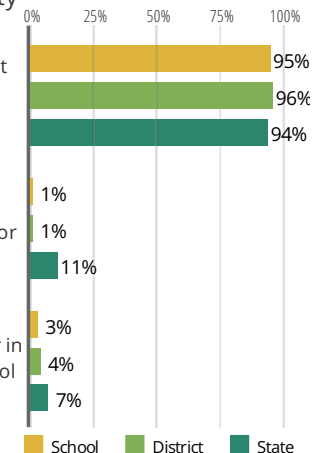
## Educator Measures

This school has had **1 principal(s)** over the past 6 years. In the last three years, an average of **92% of teachers** return to this school each year.

## Student Attendance and Mobility

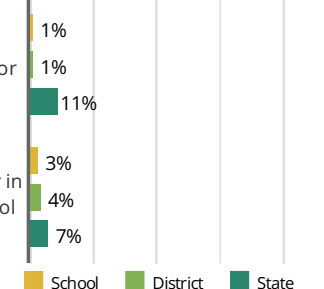
### Attendance Rate

Rate at which students are present at school, not including excused or unexcused absences




### Chronic Truancy Rate

Percentage of students who have been absent without valid reasons for 5% or more of regular school days



### Student Mobility

Percentage of students who transfer in or out of the school during the school year, not including graduates



## FOR MORE INFORMATION

Visit [IllinoisReportCard.com](http://IllinoisReportCard.com) to see additional details about each item of information for this school. There you will find charts spanning multiple years, detailed explanations, resources, more of the school's programs and activities, and powerful tools that let you dig deeper into data.