



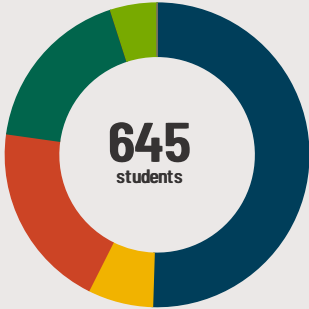
# Mill Street Elem School

1300 N Mill St Naperville, IL 60563 (630) 420-6353

Grades: K - 5  
District: Naperville CUSD 203

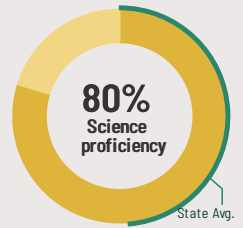

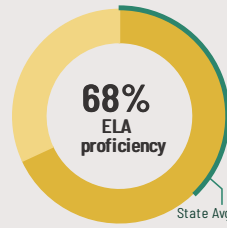
Principal: Ms.Suzanne Salness  
Superintendent: Mr.Daniel Bridges

## Fast Facts



### Student Characteristics

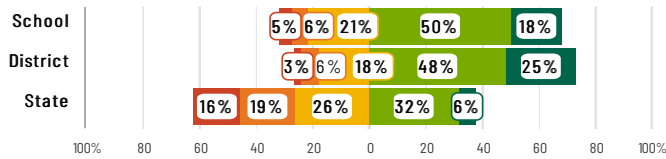
White	51%
Black	7%
Hispanic	20%
Asian	18%
American Indian	0%
Two or More Races	5%
Pacific Islander	0%
Low Income	26%
English Learners	21%
With IEPs	13%
With Disabilities	-
Homeless	1%



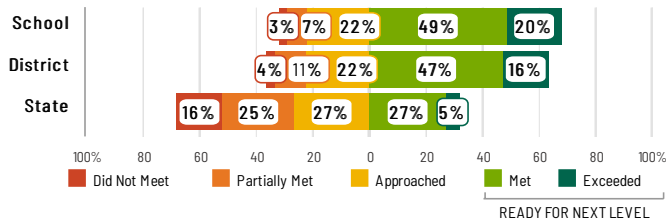
## Academic Success

All Illinois students in grades 3-8 take the IAR assessment each year. High school students take the SAT in English Language Arts and Math.

### English Language Arts



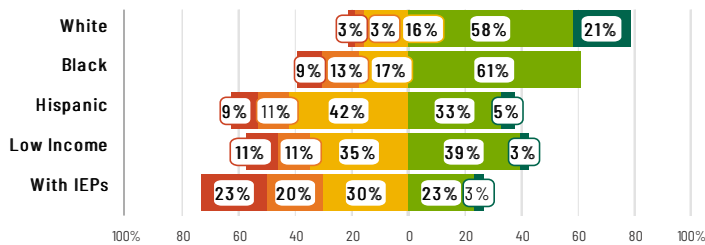
### Mathematics



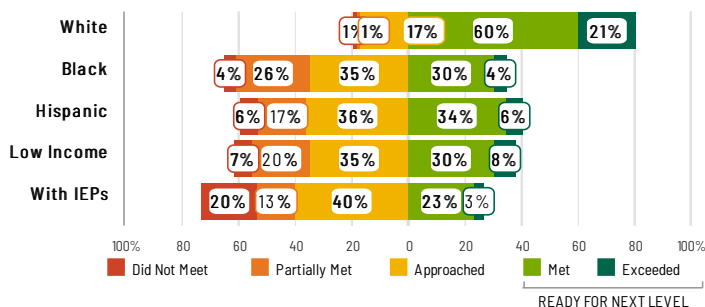
## Success by Student Group

This display shows IAR ELA & Math performance levels for each student group. No data is shown for groups with fewer than 10 students.

### English Language Arts



### Mathematics



## School Environment



The **5Essentials Survey** allows students in grades 6-12 and all teachers to share their perspectives on essential conditions for learning. The anonymous survey consists of 5 components.

- Most implementation
- More implementation
- Average implementation
- Less implementation
- Least implementation
- Not Applicable/Low Response

### Response Rates

Students	91%
Teachers	93%

### More Effective Leaders

Do principals and teachers implement a shared vision for success?

### Average Collaborative Teachers

Do teachers collaborate to promote professional growth?

### Average Ambitious Instruction

Are classes challenging and engaging?

### More Supportive Environment

Is the school safe, demanding, and supportive?

### More Involved Families

Does the entire staff build strong external relationships?

## Student Attendance and Mobility

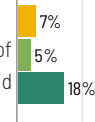
### Attendance Rate

Rate at which students are present at school, not including excused or unexcused absences



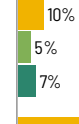
### Chronic Absenteeism

Percentage of students who miss 10% or more of school days per year either with or without a valid excuse



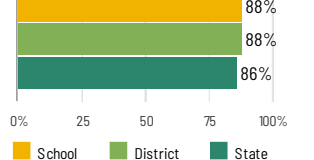
### Student Mobility

Percentage of students who transfer in or out of the school during the school year, not including graduates



### Teacher Retention

Percentage of full time teachers who return to the same school year to year





# Mill Street Elem School

## School Highlights

### Academic Courses

Bilingual Programs/Courses, Bilingual Support, Gifted and Talented Programs, Junior Great Books, Summer School, Title 1 Programs

### Career Development Courses and Programs

### Physical Education, Health and Wellness

### Athletics

### Other Programs and Activities

Family Nights, Parent Associations

### School Personnel Resources

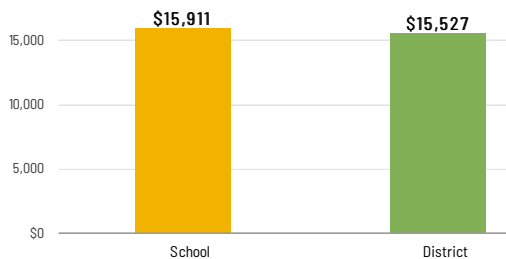
Bilingual Education Teacher, English as a Second Language Teacher, Librarian/Media Specialist, Paraprofessional, Reading Specialist, School Psychologist, School Social Worker, Special Education Teacher, Speech Language Pathologist-non teaching

### School Awards

### Facilities

## School-Level Finance

The Every Student Succeeds Act requires LEAs to report school-level expenditure data, beginning with School Year 18-19 data. LEAs are required to report actual personnel and non-personnel expenditures of both site-specific and district centralized expenditures. Expenditures are shown at the site level and must be disaggregated by source of funds (federal vs. state/local). These data are self-reported and may differ from AFR data.



## Educator Measures

This school has had **3 principal(s)** over the past 6 years. In the last three years, an average of **88% of teachers** return to this school each year.

## FOR MORE INFORMATION

Visit [IllinoisReportCard.com](http://IllinoisReportCard.com) to see additional details about each item of information for this school. There you will find charts spanning multiple years, detailed explanations, resources, more of the school's programs and activities, and powerful tools that let you dig deeper into data.

Most of this data has been collected by ISBE from school districts through data systems. Some information, such as the School Highlights, is entered directly by principals and can be updated throughout the year.