

Viewing Report Card from School Website

1. From your school's website, parents can select and log into the **Report Cards – Student Document System**:

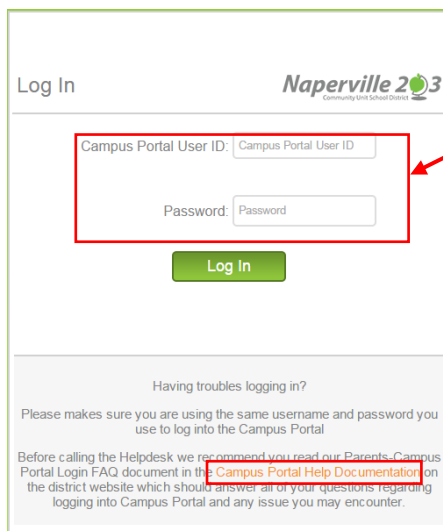
Quick Links

PTC Wizard

Delayed Start and School Closings

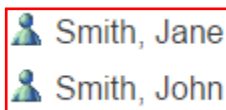
Report Cards

2. Enter your Campus Portal user name and password:



Enter your Campus Portal username and password

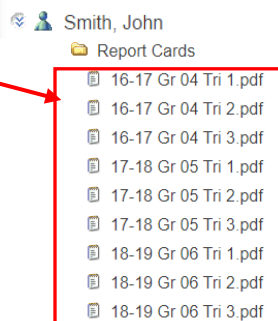
3. Select the name of your child.



4. Click on the report card in the right panel to view your child's report card:

Smith, Jane
Smith, John

Naperville 203
Community Unit School District



NOTE: Depending on your browser, you will either be prompted to open the file or save it to your directory prior to viewing.