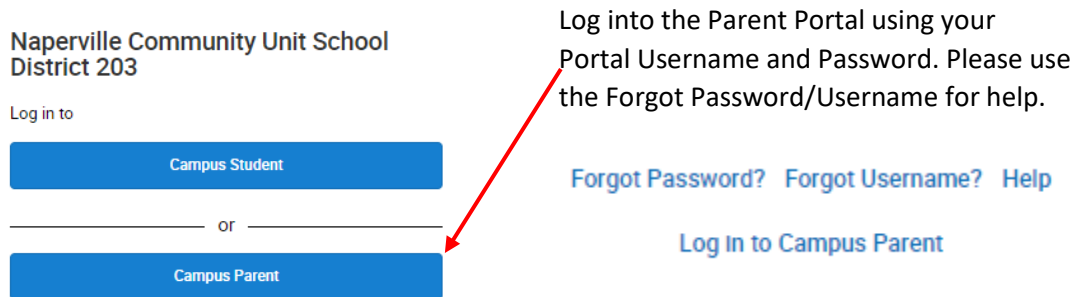


Viewing Report Card from Campus Portal

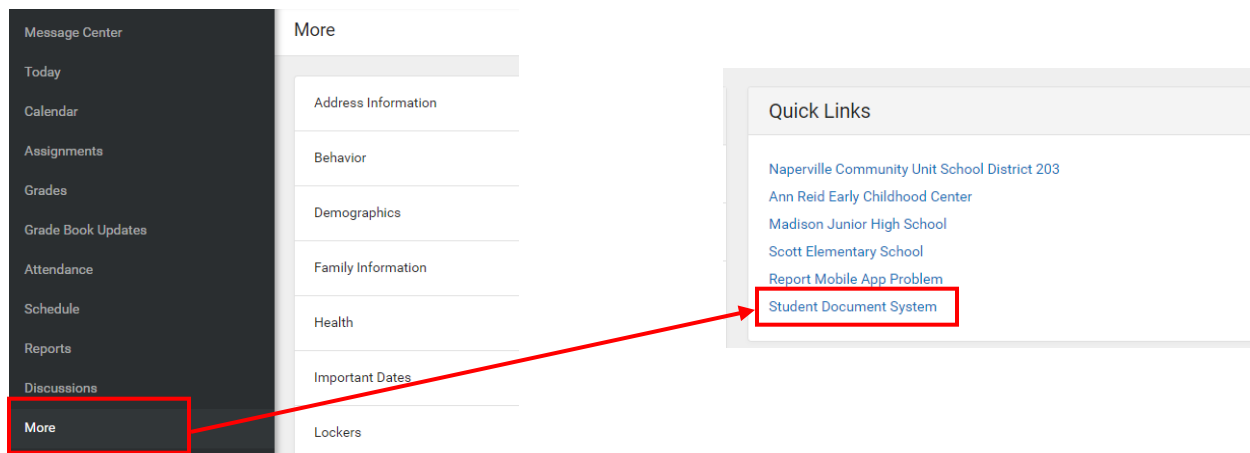
1. From the District Website, parents can select and log into the **Campus Portal**:



2. Select **Campus Parent**



3. Select **More** from your Menu, which is located in the bottom left corner of the screen. The **Student Document System** link will be located in the **Quick Links** section:



4. Select the **Student Document System** link, and enter your Campus Portal user name and password:

Log In Naperville 203
Community Unit School District

Campus Portal User ID:

Password:



Having troubles logging in?

Please make sure you are using the same username and password you use to log into the Campus Portal.


Before calling the Helpdesk we recommend you read our Parents-Campus Portal Login FAQ document in the [Campus Portal Help Documentation](#) on the district website which should answer all of your questions regarding logging into Campus Portal and any issue you may encounter.


Re-enter your Campus username and password

5. Select the name of your child.


-  Smith, Jane
-  Smith, John


6. Click on the report card in the right panel to view your child's report card:










 Smith, Jane

 Smith, John

Naperville 203
Community Unit School District

 Smith, John

 Report Cards

-  16-17 Gr 04 Tri 1.pdf
-  16-17 Gr 04 Tri 2.pdf
-  16-17 Gr 04 Tri 3.pdf
-  17-18 Gr 05 Tri 1.pdf
-  17-18 Gr 05 Tri 2.pdf
-  17-18 Gr 05 Tri 3.pdf
-  18-19 Gr 06 Tri 1.pdf
-  18-19 Gr 06 Tri 2.pdf
-  18-19 Gr 06 Tri 3.pdf

NOTE: Depending on your browser, you will either be prompted to open the file or save it to your directory prior to viewing.

Only schools who use Standard