

Naperville 203 School Fee Payments

Parents can now avoid long lines and pay their children's school fees through Student Quick Pay, a secure online website located at <https://www.studentquickpay.com/naperville203>

You can use the Naperville 203 online Student Quick Pay system to:

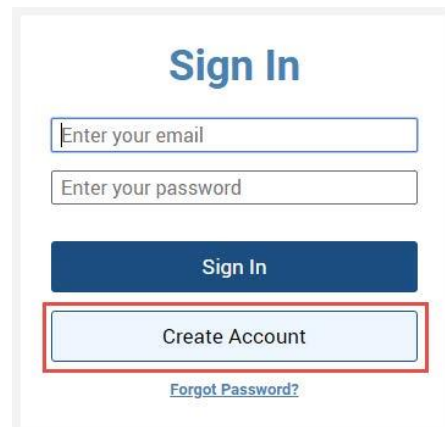
- View assessed fees
- View outstanding balances
- Pay school fees for all students in a single transaction
- View your payment history
- View all your upcoming fee payments in one place
- Print payment receipts
- Print Student Account Statements

Payments can be made by Visa, MasterCard, and Discover.

(A credit card processing fee is assessed per transaction for using this service.)

To setup your parent account:

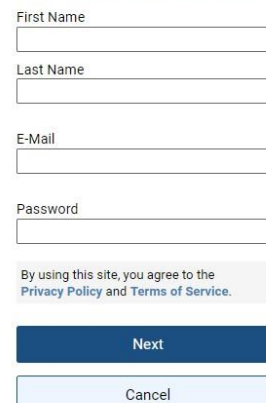
Click **Create Account** from the login screen.



The screenshot shows a 'Sign In' form with two input fields: 'Enter your email' and 'Enter your password'. Below these fields are two buttons: a dark blue 'Sign In' button and a light blue 'Create Account' button. The 'Create Account' button is highlighted with a red rectangular border. At the bottom of the form is a link that says 'Forgot Password?'.

Enter your **first name**, **last name**, **email address**, and **password**.

Create Account



The screenshot shows a 'Create Account' form with four input fields: 'First Name', 'Last Name', 'E-Mail', and 'Password'. Below these fields is a line of text: 'By using this site, you agree to the Privacy Policy and Terms of Service.' At the bottom of the form are two buttons: a dark blue 'Next' button and a light blue 'Cancel' button.

Enter one of your student's **Student ID #, Last Name, Day, Month** and **Year** of birthdate, then click **Done**.

Linked Account

Add Students ▼

For each student you would like to add to your account, complete the information below and click Add Student.

Student ID

Last Name

Birth Date
Day Month Year

Add Student

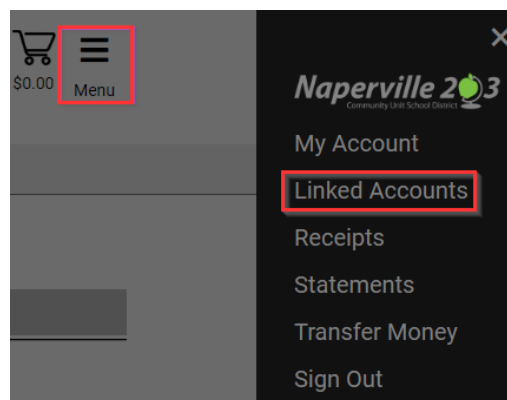
Student Number Missing

Done

Back

To add another student to your account:

Newly enrolled students will need to be added/linked to the parent/guardian account. To add another student, select **Menu > Linked Accounts**.



Support with Quick Pay System:

For assistance with account setup and/or using the Student Quick Pay system, please email Parent Support at parentsupport@naperville203.org

Questions regarding fees or outstanding balances:

If you should have any questions regarding fees or outstanding balances please contact your child's school building directly.