

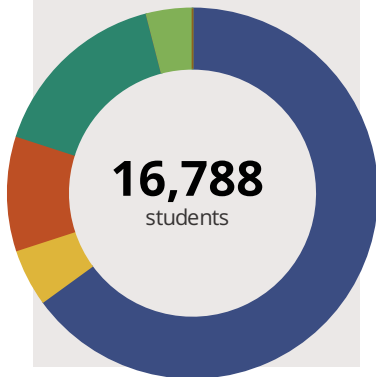
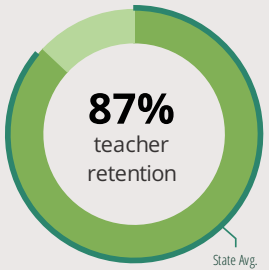
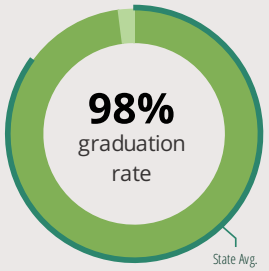
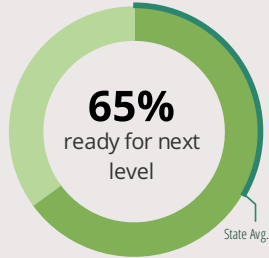


# NAPERVILLE CUSD 203

203 W HILLSIDE RD NAPERVILLE, IL 60540 6500 (630) 420-6311

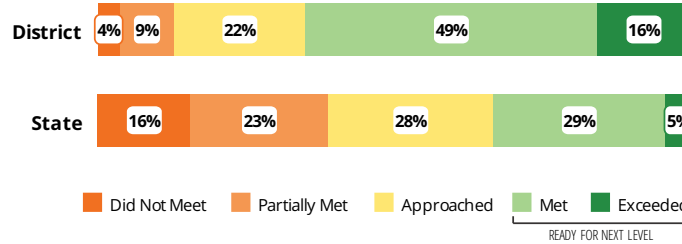
Grades: P-12  
Superintendent: Mr. Daniel Bridges

## FAST FACTS



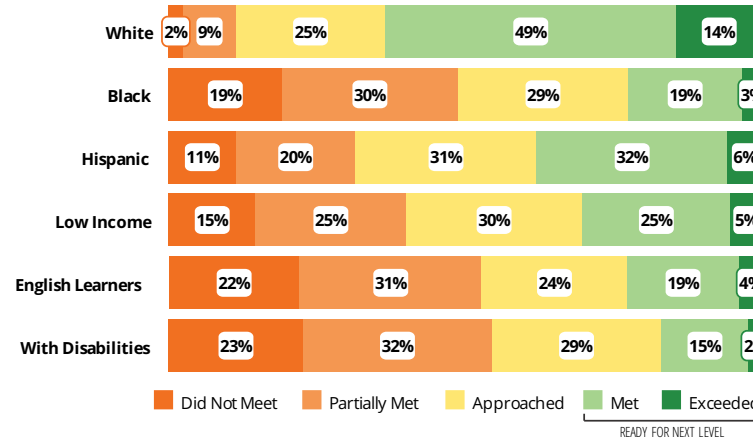
## Academic Success

All Illinois students in grades 3-8 take the PARCC assessment each year. High school students take the PARCC in specific Math or English Language Arts (ELA) courses.



## Success by Student Group

This display shows PARCC performance levels for each student group. No data is shown for groups with fewer than 10 students.

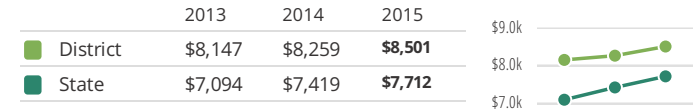


## Student Characteristics

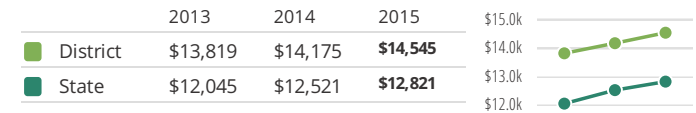
White	65%	Low Income	14%
Black	5%	English Learners	6%
Hispanic	10%	With Disabilities	11%
Asian	16%	Homeless	1%
American Indian	0%		
Two or More Races	4%		
Pacific Islander	0%		

## District Finance

**Instructional Spending per Pupil** includes only the activities directly dealing with the teaching of students or the interaction between teachers and students.



**Operational Spending per Pupil** includes all costs for overall operations in this district, including Instructional Spending, but excluding summer school, adult education, capital expenditures, and long-term debt payments.



## College Readiness

### Ready for College Coursework

Students who meet or exceed ACT college readiness benchmarks



### Postsecondary Enrollment

Students who enroll at colleges and universities



### Postsecondary Remediation (lower is better)

Students enrolled in Illinois community colleges who require remedial coursework





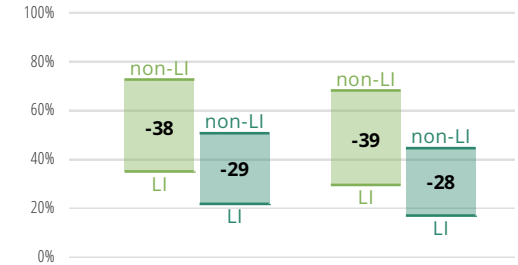
# NAPERVILLE CUSD 203

## Schools in District

School Name	Grades	% Ready for Next Level	School Name	Grades	% Ready for Next Level
NAPERVILLE CENTRAL HIGH SCHOOL	8-12	69.5%	KINGSLEY ELEMENTARY SCHOOL	K-5	61.4%
NAPERVILLE NORTH HIGH SCHOOL	9-12	67.1%	MAPLEBROOK ELEM SCHOOL	K-5	59.3%
JEFFERSON JR HIGH SCHOOL	6-8	57%	MEADOW GLENS ELEMENTARY SCHOOL	K-5	84%
KENNEDY JUNIOR HIGH SCHOOL	6-8	77.4%	MILL STREET ELEM SCHOOL	K-5	56.4%
LINCOLN JR HIGH SCHOOL	6-8	63.6%	NAPER ELEM SCHOOL	K-4	75%
MADISON JR HIGH SCHOOL	6-8	62.6%	PRAIRIE ELEM SCHOOL	K-5	64.3%
WASHINGTON JR HIGH SCHOOL	5-8	59.4%	RANCH VIEW ELEMENTARY SCHOOL	K-5	73%
BEEBE ELEM SCHOOL	K-5	48.7%	RIVER WOODS ELEMENTARY SCHOOL	K-5	67.6%
ELLSWORTH ELEM SCHOOL	K-5	65%	SCOTT ELEMENTARY SCHOOL	K-5	56.9%
ELMWOOD ELEM SCHOOL	K-5	53%	STEEPLE RUN ELEM SCHOOL	K-5	62.9%
HIGHLANDS ELEM SCHOOL	K-5	78.2%			

## Achievement Gap

Achievement gaps display the differences in academic performance between student groups. The display below shows the gap in readiness for the next level between low income (LI) students and non-low income (non-LI) students on the PARCC assessment for both English Language Arts (ELA) and Math.



	PARCC ELA		PARCC Math	
	District	State	District	State
Non-Low Income	73%	51%	68%	45%
Low Income	35%	22%	29%	17%
Gap	-38	-29	-39	-28

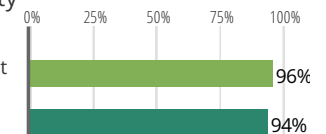
## Educator Measures

This district has had an average of **2 principal(s)** at the same school over the past 6 years. District wide in the last three years, an average of **87% of teachers** return to the same school each year.

## Student Attendance and Mobility

### Attendance Rate

Rate at which students are present at school, not including excused or unexcused absences



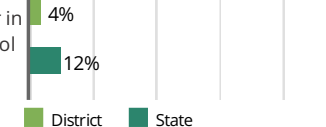
### Chronic Truancy Rate

Percentage of students who have been absent without valid reasons for 5% or more of regular school days



### Student Mobility

Percentage of students who transfer in or out of the school during the school year, not including graduates



## FOR MORE INFORMATION

Visit [IllinoisReportCard.com](http://IllinoisReportCard.com) to see additional details about each item of information for this school. There you will find charts spanning multiple years, detailed explanations, resources, more of the school's programs and activities, and powerful tools that let you dig deeper into data.

Most of this data has been collected by ISBE from school districts through data systems. Some information, such as the School Highlights, is entered directly by principals and can be updated throughout the year.